



US00D338143S

# United States Patent [19]

Alfano et al.

[11] Patent Number: Des. 338,143

[45] Date of Patent: \*\* Aug. 10, 1993

[54] COMBINATION LIFTING TONGUES AND PRY BAR

[76] Inventors: Frank W. Alfano, P.O. Box 310, Upper Black Eddy, Pa. 18972; Edward H. Kochakian, 151 Pleasant Ave., Bergenfield, N.J. 07621

[\*\*] Term: 14 Years

[21] Appl. No.: 738,299

[22] Filed: Jul. 31, 1991

[52] U.S. Cl. .... D8/51; D8/105

[58] Field of Search ..... D8/51, 105, 71; 294/3, 294/26, 62; 7/168, 170

[56] **References Cited**

**U.S. PATENT DOCUMENTS**

747,181	12/1903	Jackson et al. ....	294/62
828,576	8/1906	Shaffrank .....	294/62
835,376	11/1906	Stewart .....	294/62
1,153,269	9/1915	Sturm .....	294/62

1,460,730	7/1923	Phelps .....	294/62
1,586,475	5/1926	Schondelmayer et al. ....	294/62
2,437,485	3/1948	Sonnenschein .....	294/62
2,629,177	2/1953	Zinken .....	294/62
4,055,364	10/1977	Breite .....	294/62
5,039,150	8/1991	Jones et al. ....	294/62

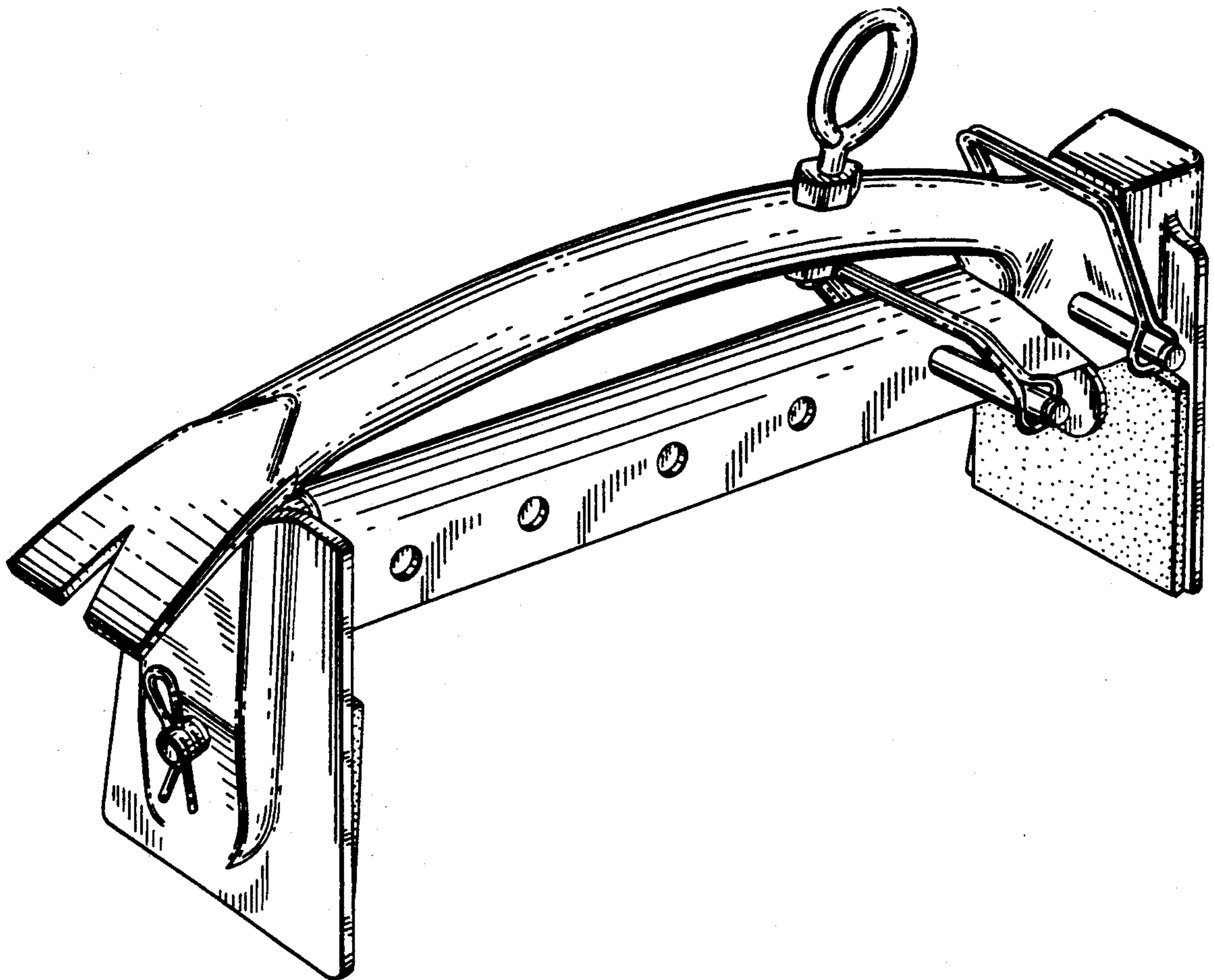
Primary Examiner—Bernard Ansher  
Assistant Examiner—Philip Huder  
Attorney, Agent, or Firm—Charles E. Temko

[57] **CLAIM**

The ornamental design for a combination lifting tongues and pry bar, as shown and described.

**DESCRIPTION**

FIG. 1 is a perspective view of a combination lifting tongues and pry bar, showing our new design; FIG. 2 is a top plan view thereof; FIG. 3 is a right side elevational view thereof; FIG. 4 is a left side elevational view thereof; FIG. 5 is a front elevational view thereof; and, FIG. 6 is a bottom plan view thereof.



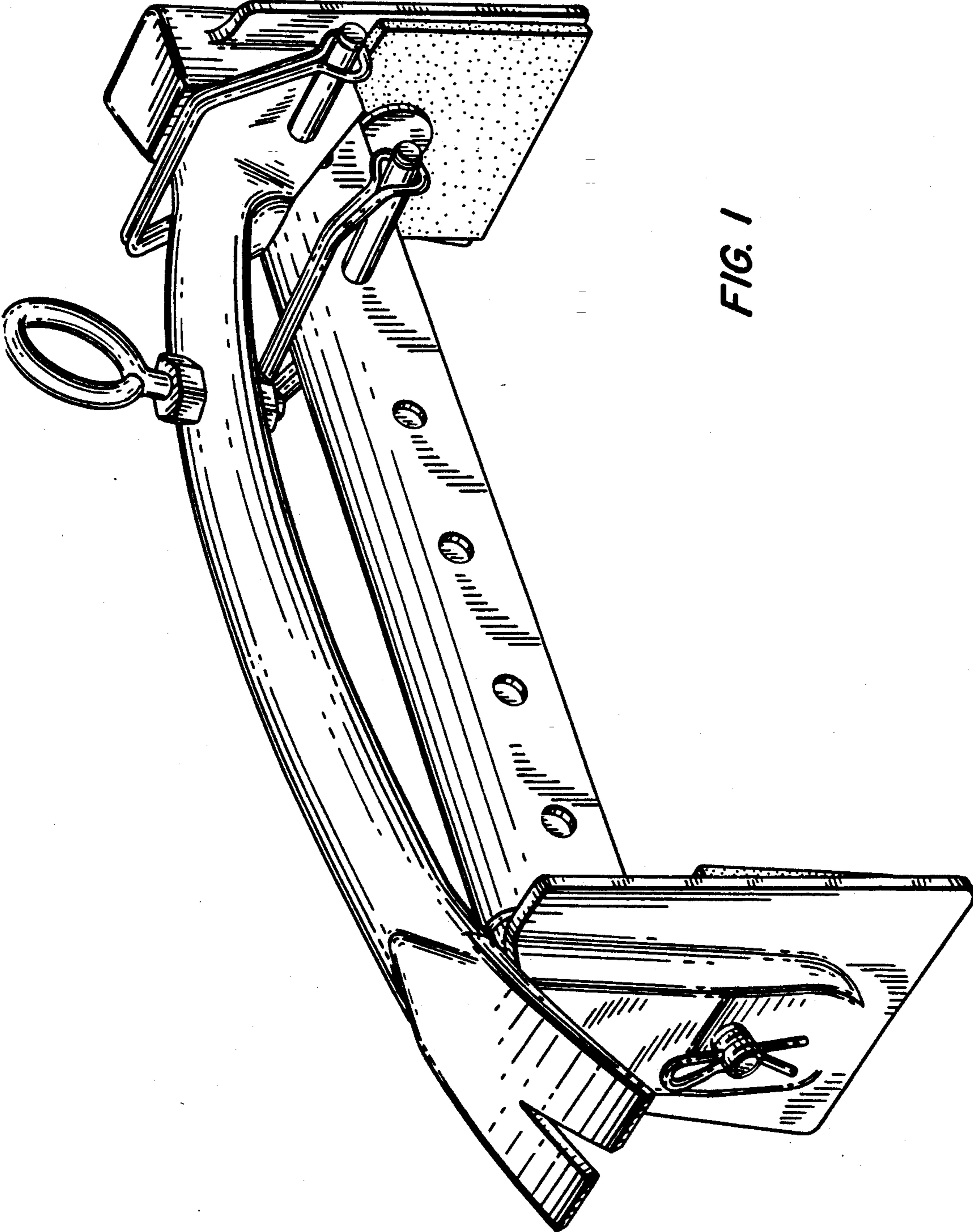


FIG. 1

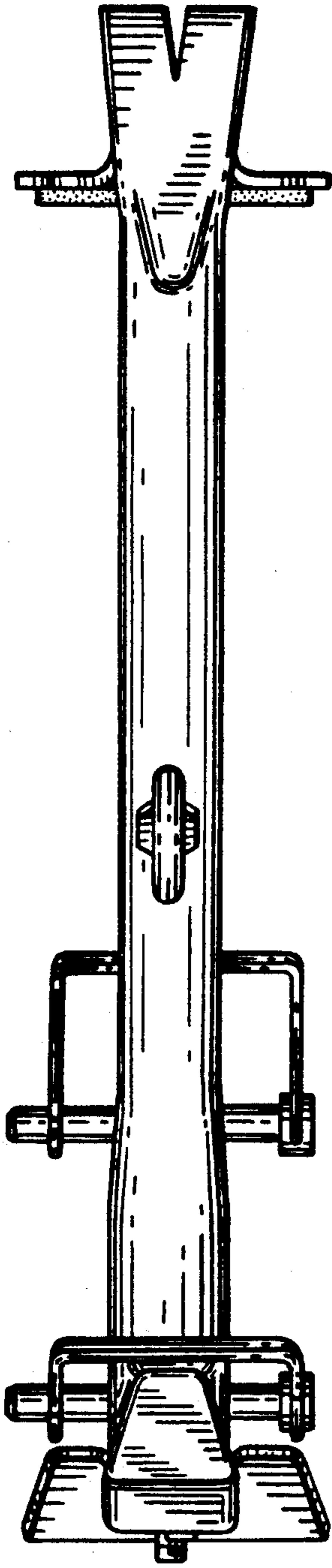


FIG. 2

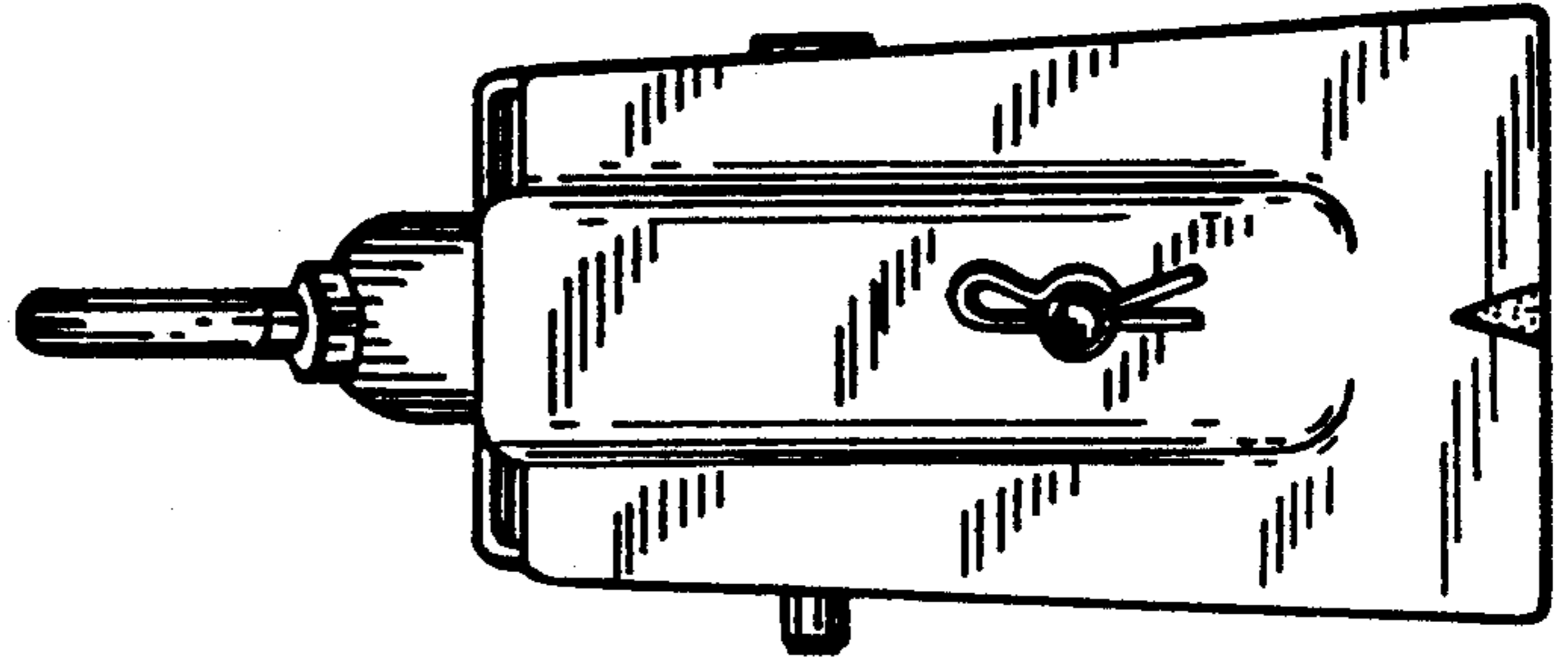


FIG. 4




FIG. 3

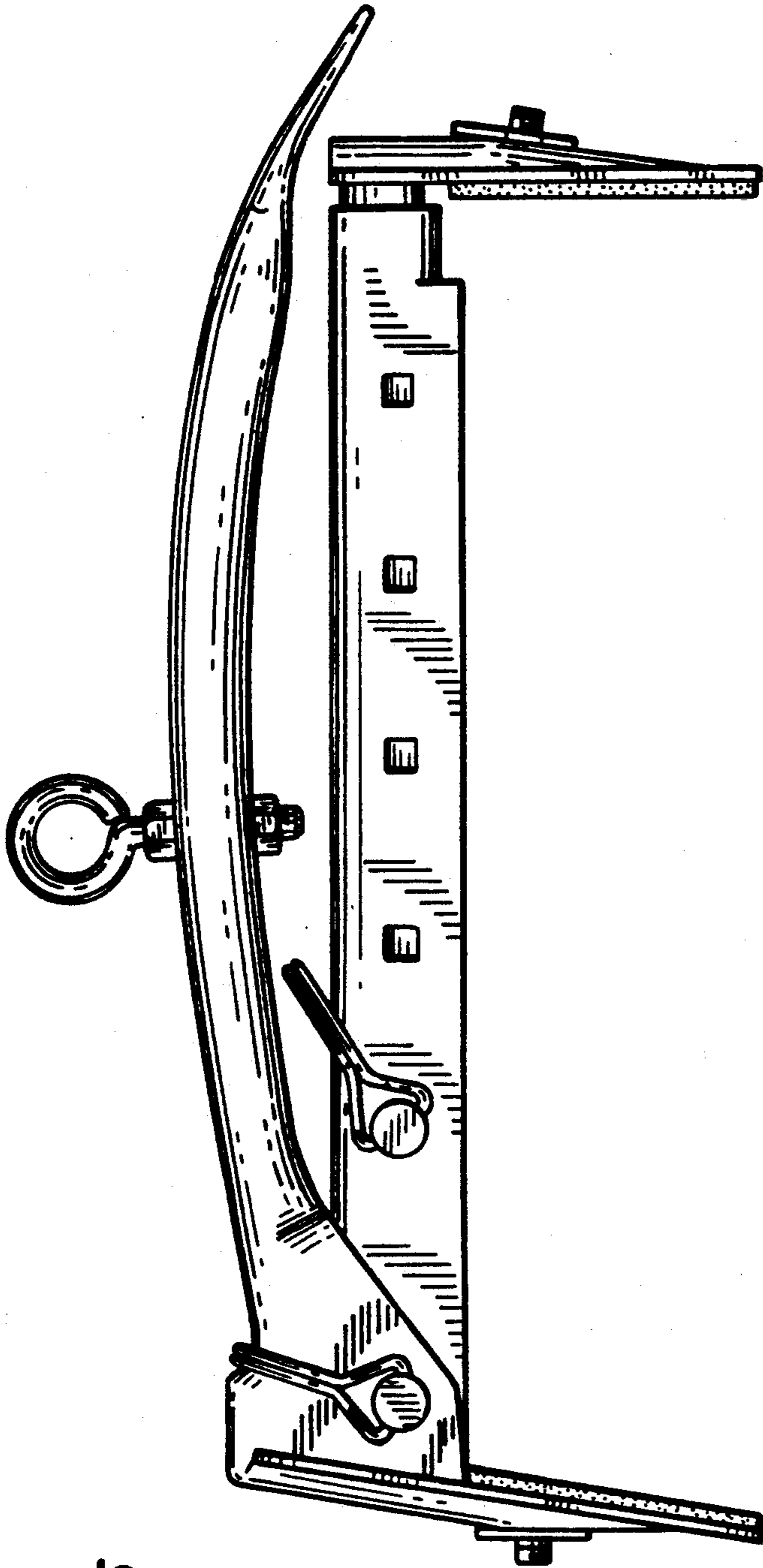


FIG. 5

FIG. 6

