



US00D338139S

United States Patent [19]

[11] Patent Number: Des. 338,139

Pender, IV et al.

[45] Date of Patent: ** Aug. 10, 1993

[54] BUNNY TONGS

[75] Inventors: John C. Pender, IV, Jamison, Pa.;
Scott R. Fohrman, Wilmette, Ill.

[73] Assignee: Schering-Plough Healthcare
Products, Inc., Memphis, Tenn.

[**] Term: 14 Years

[21] Appl. No.: 2,503

[22] Filed: Dec. 11, 1992

319,954	6/1885	Butterfield .
909,939	1/1909	Richmond .
1,027,079	5/1912	Shepard .
1,081,701	12/1913	Sandmann .
1,156,459	10/1915	Brown .
1,464,967	8/1923	Beauregard .
1,520,227	12/1924	De Vitalis .
1,767,553	6/1930	Rose .
3,628,818	12/1971	Pittman .
4,972,602	11/1990	Howes .

OTHER PUBLICATIONS

Dudley's Easter 1992 catalog item No. 12062-999, p. 47.
Bunny Scissors.

Dudley's 1988 Easter Program Price List, item NEW
2060-036.

Primary Examiner—Terry A. Pfeffer
Attorney, Agent, or Firm—Joseph T. Majka; John J.
Maitner; Eric S. Dicker

Related U.S. Application Data

[63] Continuation of Ser. No. 755,211, Sep. 5, 1991.

[52] U.S. Cl. D7/685; D21/148

[58] Field of Search D7/684, 685, 687;
D21/148; 294/5, 8, 99.1, 99.2, 119

[57] CLAIM

The ornamental design for bunny tongs, as shown and
described.

[56] References Cited

U.S. PATENT DOCUMENTS

65,896	6/1867	Fellows .	
66,492	7/1867	Hellen .	
105,901	8/1870	Brown .	
D. 144,441	4/1946	Zeleski .	
D. 154,910	8/1949	De Luce .	
D. 155,324	9/1949	Hirsch	D7/685 X
D. 160,375	10/1950	Edlund .	
D. 168,879	2/1953	Becker .	
D. 178,858	10/1956	Babcock .	
D. 179,668	2/1957	Ward .	
213,772	4/1879	Nelson .	
220,390	10/1879	Koska .	
227,633	5/1880	Koska .	

DESCRIPTION

FIG. 1 is a top, perspective view of the bunny tongs
showing our new design;
FIG. 2 is a top plan view thereof;
FIG. 3 is a bottom plan view thereof;
FIG. 4 is a right side elevational view thereof;
FIG. 5 is a left side elevational view thereof;
FIG. 6 is a front elevational view thereof; and,
FIG. 7 is a rear elevational view thereof.



FIG. 1




FIG. 2




FIG. 3

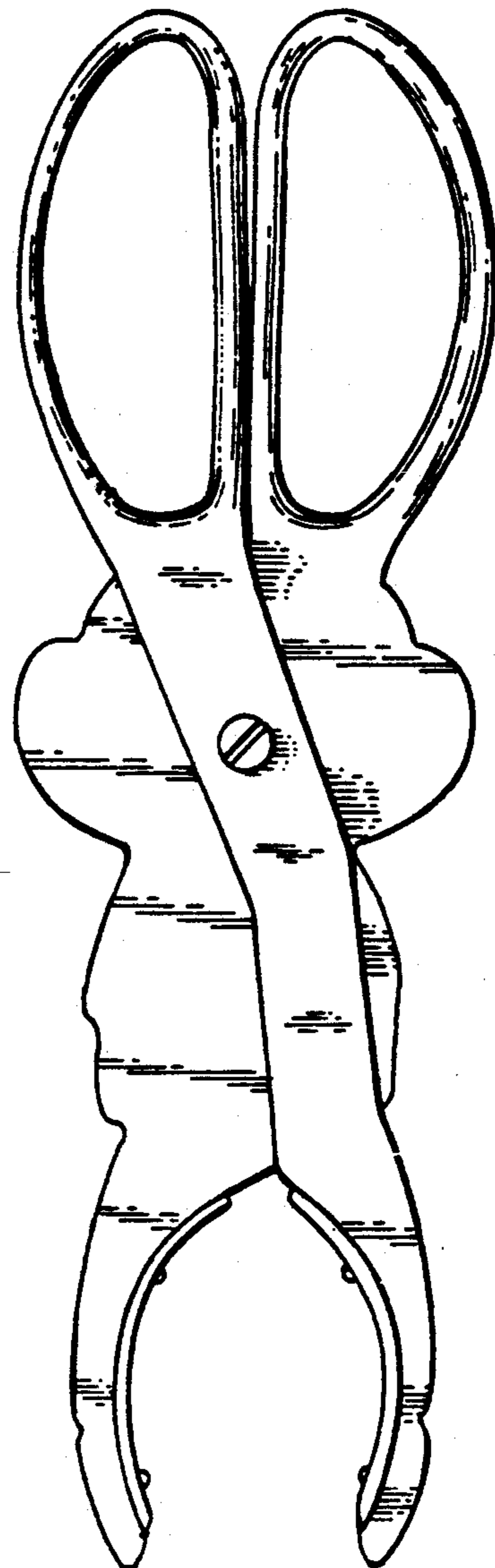


FIG. 4



FIG. 5

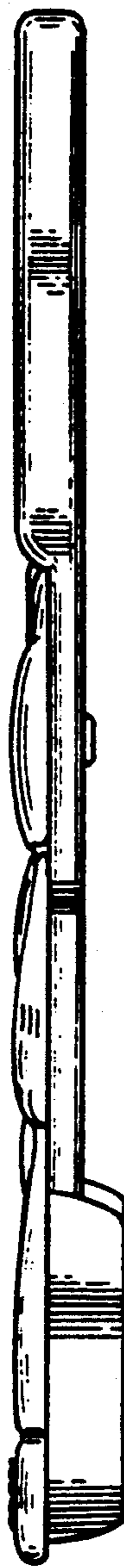


FIG. 6




FIG. 7

