



US00D338136S

United States Patent [19]

[11] Patent Number: Des. 338,136

Melamed et al.

[45] Date of Patent: ** Aug. 10, 1993

[54] PLATE

[75] Inventors: Stephen Melamed; Luc Heiligenstein; Francois Geneve, all of Chicago, Ill.

[73] Assignee: Plastics, Inc., St. Paul, Minn.

[**] Term: 14 Years

[21] Appl. No.: 620,303

[22] Filed: Nov. 30, 1990

[52] U.S. Cl. D7/586; D7/585

[58] Field of Search D7/566, 500, 543, 550, D7/552, 554, 560, 561, 562, 563, 564, 565, 567, 568, 570, 571, 572, 580, 584, 585, 586, 587, 588, 396.4, 396.5, 558, 527, 532, 531, 598; 220/752, 772, 376, 574, 575

D. 286,001 10/1985 Everhan D7/570

D. 291,397 8/1987 Unger D7/584

D. 293,992 7/1988 Pomroy D7/527

D. 295,480 5/1988 Pomroy D7/527

D. 298,902 12/1988 Pomroy D7/531

D. 300,705 4/1989 Pomroy D7/531

D. 309,077 7/1990 Pomroy D7/598

2,032,835 3/1936 Collins D7/586 X

2,795,942 6/1957 Harris D7/584 X

Primary Examiner—Alan P. Douglas
 Assistant Examiner—M. N. Pandozzi
 Attorney, Agent, or Firm—Flehr, Hohbach, Test, Albritton & Herbert

[57] CLAIM

The ornamental design for a plate, as shown and described.

[56] References Cited

U.S. PATENT DOCUMENTS

D. 66,630 2/1925 Heisey D7/562

D. 93,184 8/1934 Rutledge D7/570

D. 102,862 1/1937 Sebring D7/570

D. 284,438 7/1986 Levien D7/584

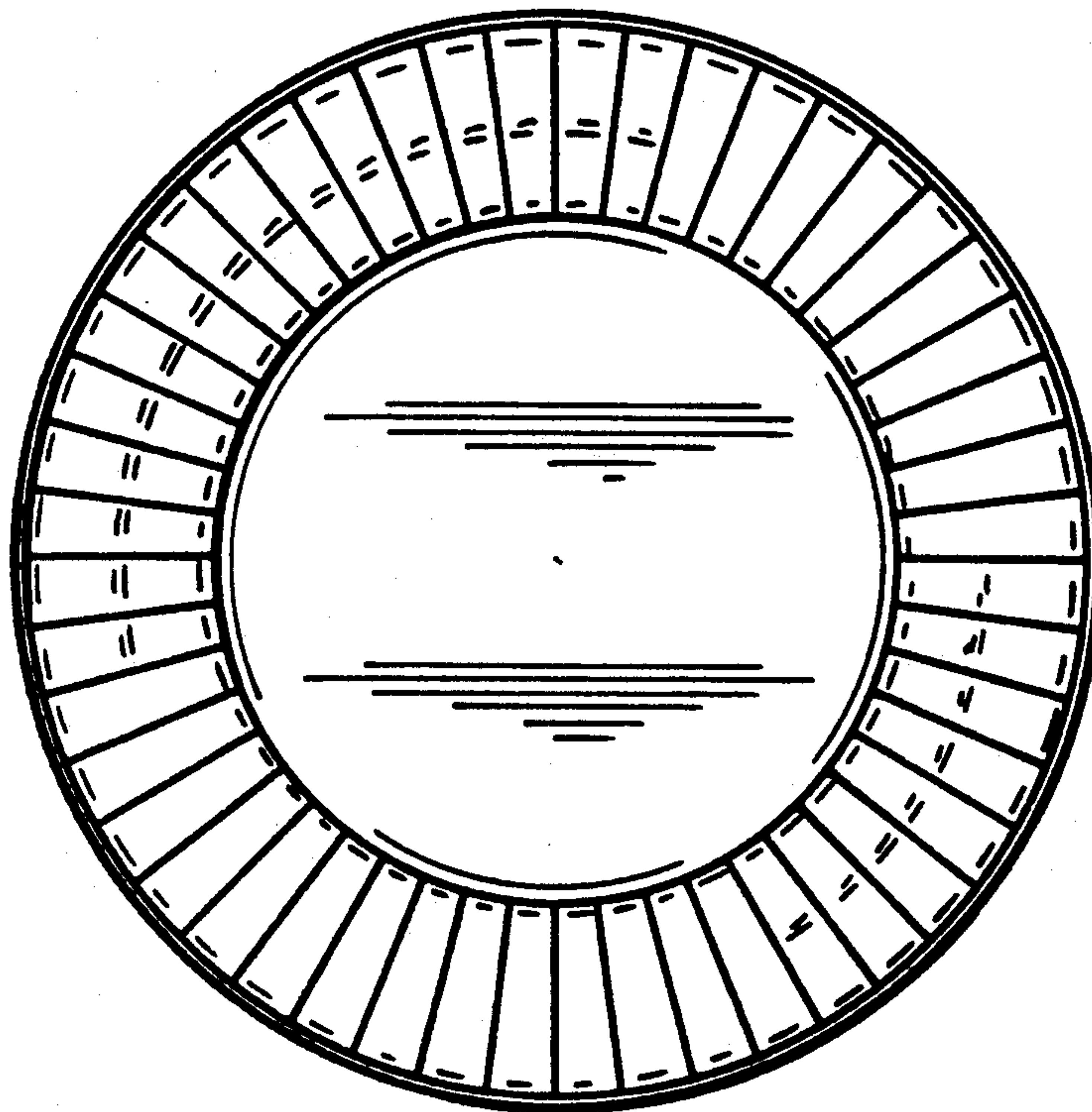
DESCRIPTION

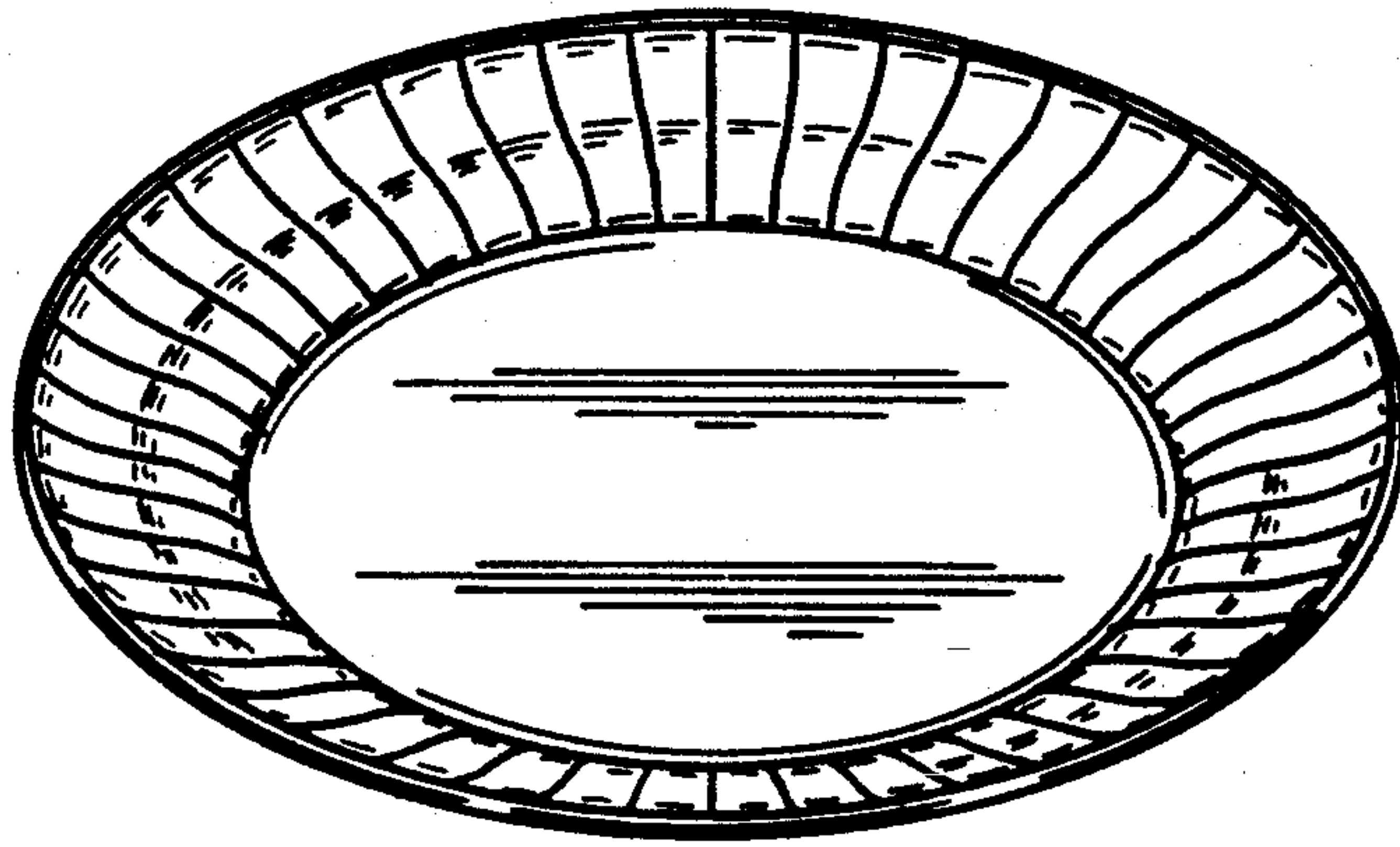
FIG. 1 is a top perspective view of a plate showing my new design;

FIG. 2 is a side elevational view thereof;


FIG. 3 is a top plan view thereof; and,

FIG. 4 is a bottom plan view thereof.

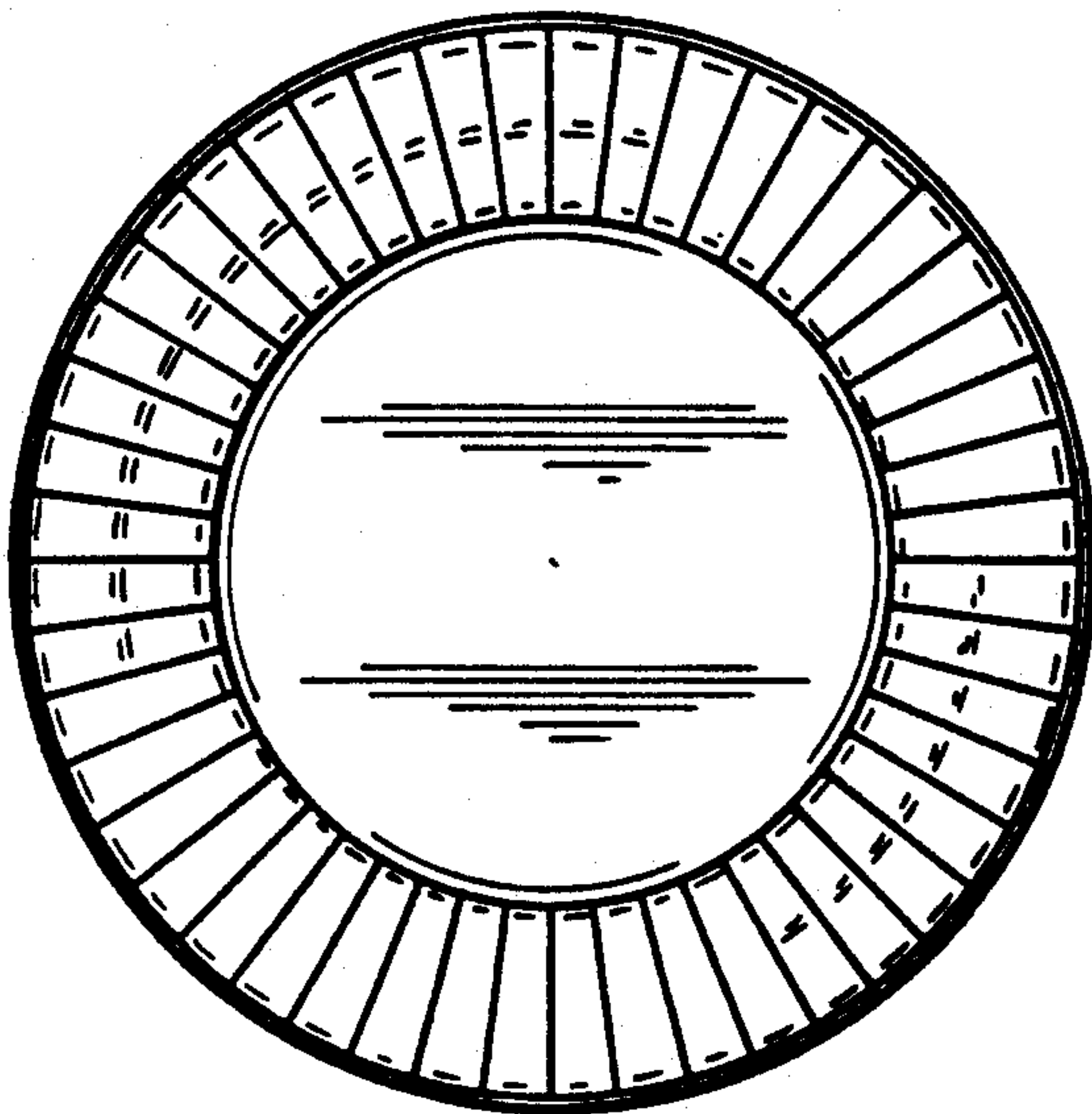




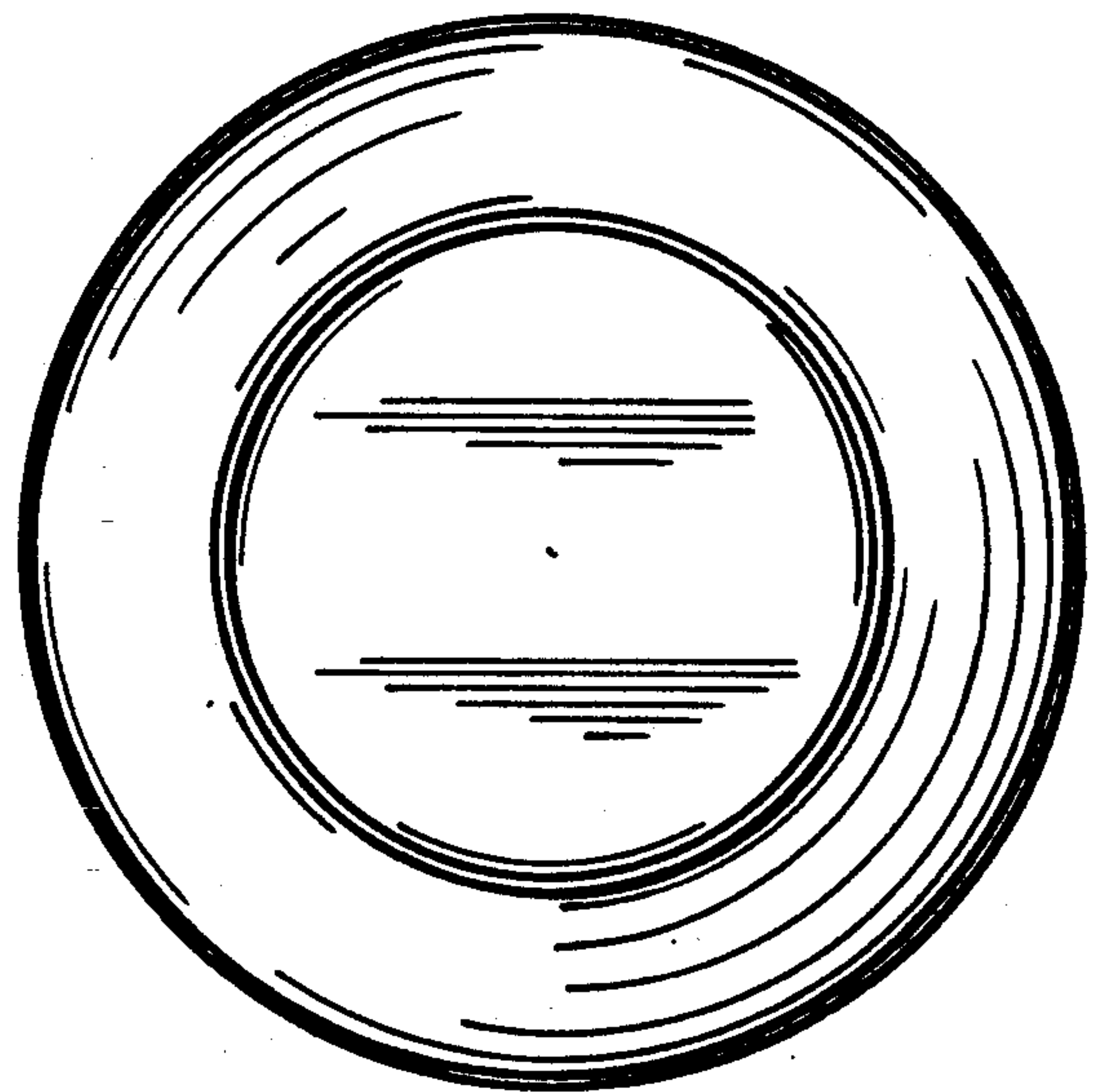
FIG_1



FIG_2



FIG_3



FIG_4