



US00D338118S

United States Patent [19]

[11] Patent Number: **Des. 338,118**

Nourse

[45] Date of Patent: **** Aug. 10, 1993**

[54] **CONSOLE TABLE**

[75] Inventor: **Aagje M. T. Nourse**, Fort Worth, Tex.

[73] Assignee: **BBA Holdings, Inc.**, Wilmington, Del.

[**] Term: **14 Years**

[21] Appl. No.: **810,016**

[22] Filed: **Dec. 17, 1991**

[52] U.S. Cl. **D6/480**

[58] Field of Search **D6/480-489, D6/495, 496, 498, 499; 108/50, 161**

D. 265,451 7/1982 Wistehuff .

D. 280,371 9/1985 Bayly .

D. 281,125 10/1985 Brown .

OTHER PUBLICATIONS

The Bombay Co., p. 13, item D at bottom right, copy in D6 table box in design library.

Drexel Catalog, Francesca II-p. 26, ©1977, top left corner table.

Thomasville-Four Corners, 1989, item B at bottom.

Primary Examiner—Nelson C. Holtje

Assistant Examiner—J. E. Seeger

Attorney, Agent, or Firm—Haynes and Boone

[56] **References Cited**

U.S. PATENT DOCUMENTS

- D. 16,723 6/1886 Ernewein D6/480 X
- D. 25,676 6/1896 Beckwith D6/480
- D. 63,281 1/1923 Cameron .
- D. 78,457 5/1929 Ekvall D6/486 X
- D. 79,962 11/1929 Gommesen D6/480 X
- D. 91,848 3/1933 Slee .
- D. 98,434 12/1935 Hoffmann .
- D. 132,875 3/1941 Cooper .
- D. 246,881 1/1978 Imber et al. .
- D. 257,750 1/1981 Beall, Jr. .

[57] **CLAIM**

The ornamental design for the console table, as shown and described.

DESCRIPTION


FIG. 1 is a perspective view of the console table showing my new designs;

FIG. 2 is a front elevational view thereof;

FIG. 3 is a side elevational view (taken from the right side) thereof;

FIG. 4 is a top plan view thereof; and,

FIG. 5 is a bottom plan view thereof.






FIG. 1




FIG. 2

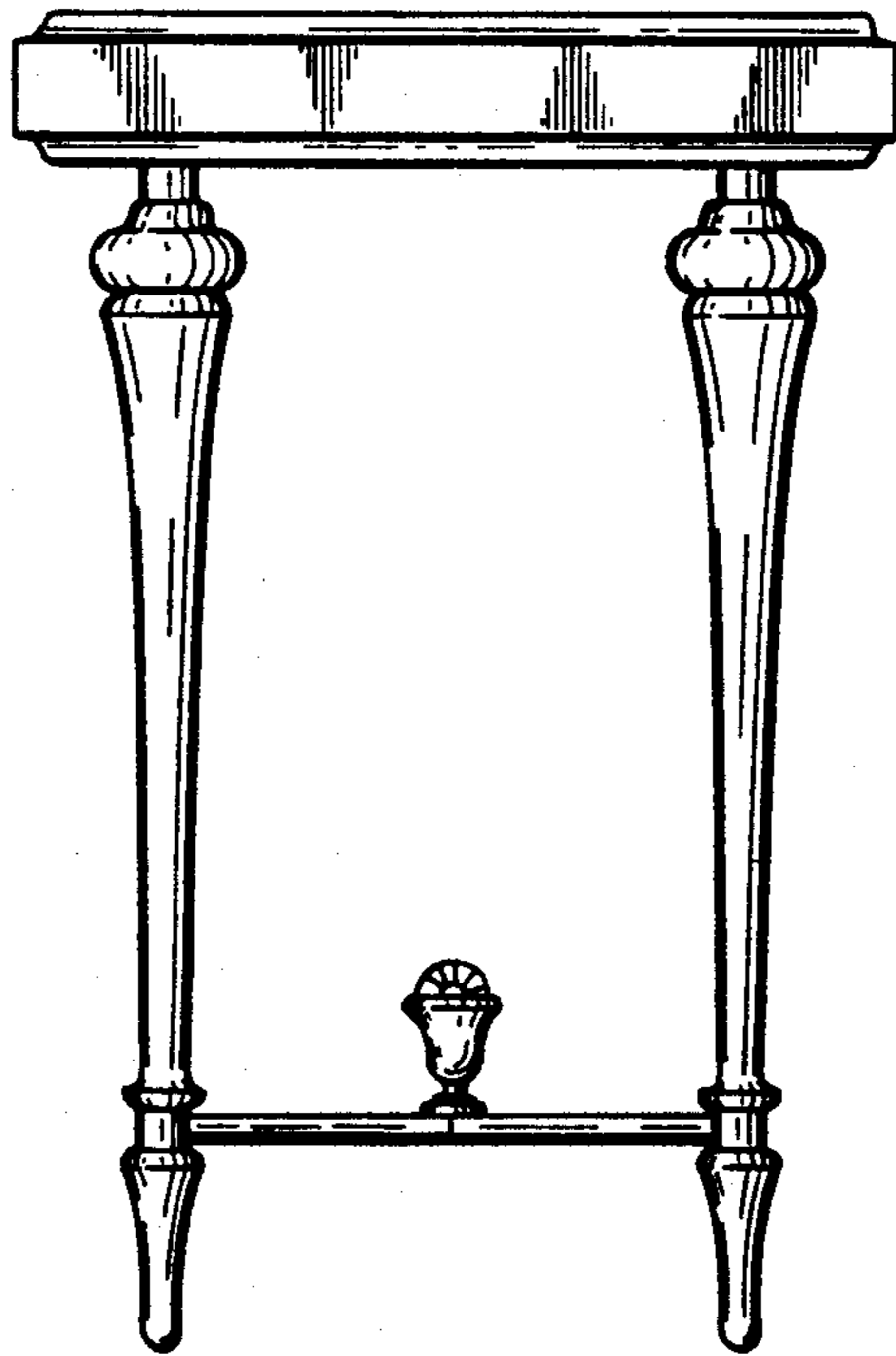


FIG. 3

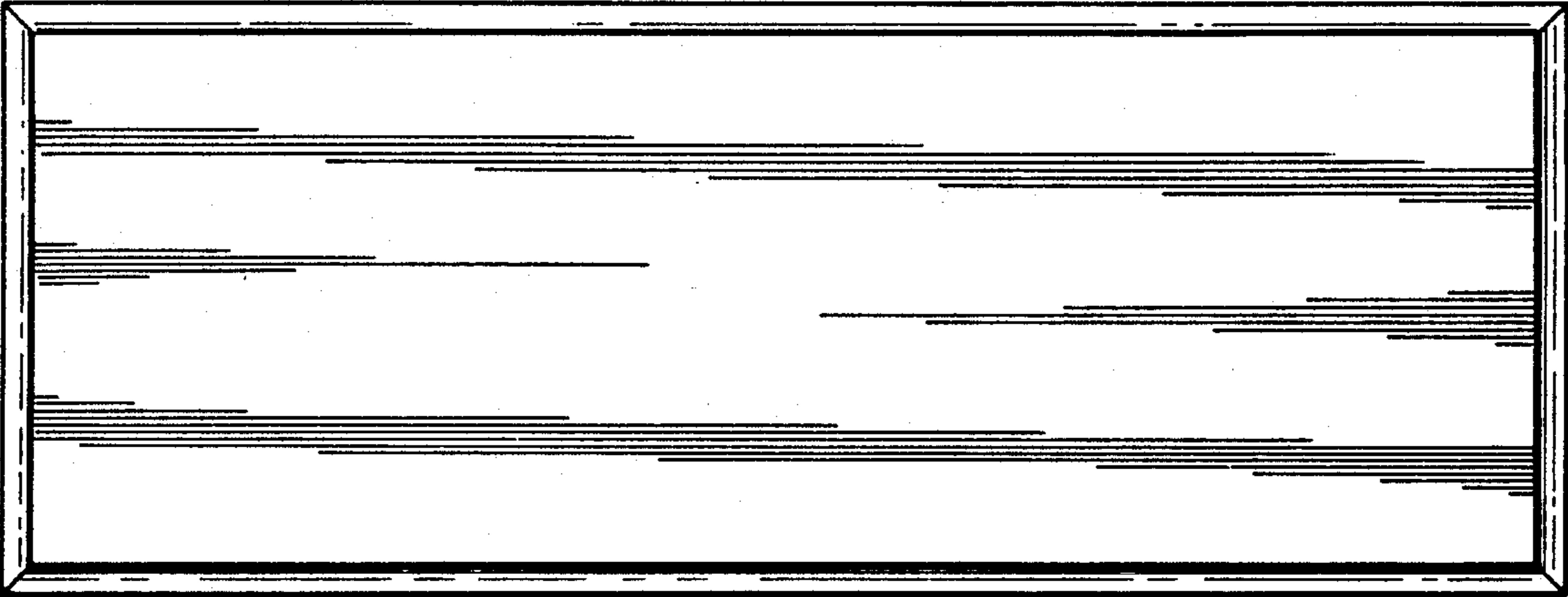


FIG. 4

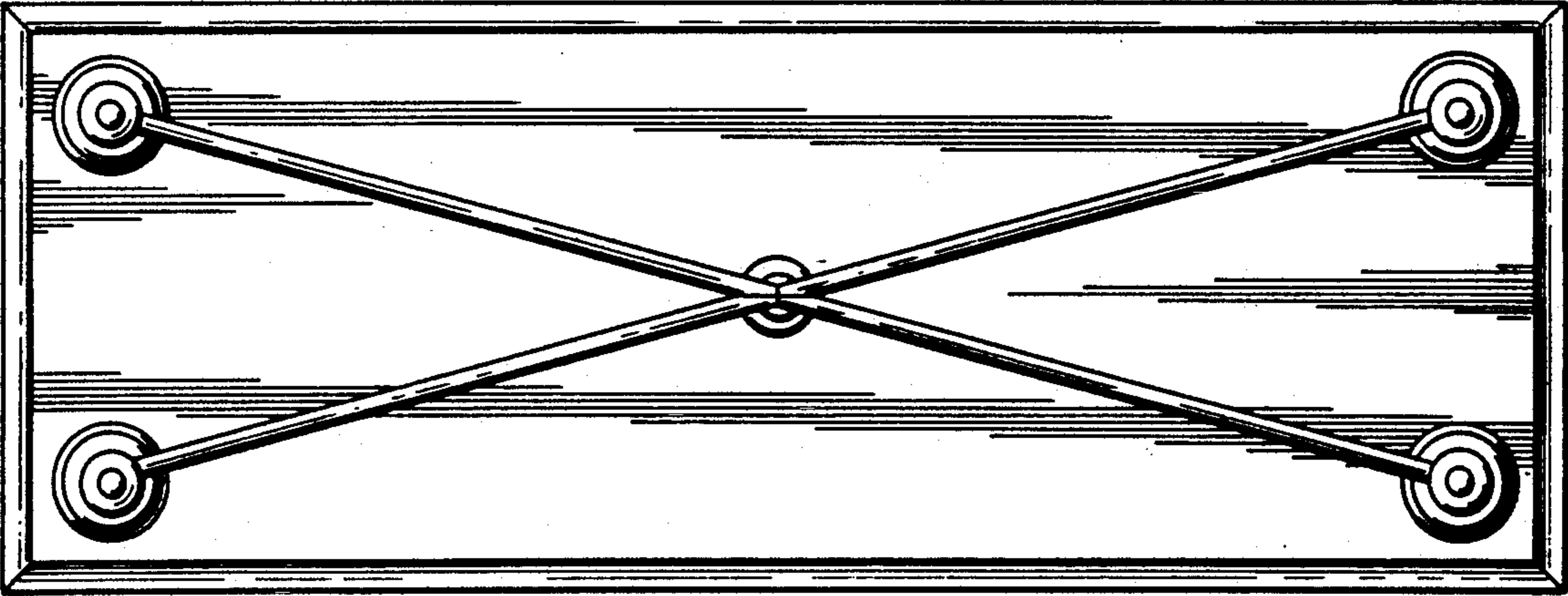


FIG. 5