



US00D338107S

United States Patent [19]

[11] Patent Number: Des. 338,107

Janssen

[45] Date of Patent: ** Aug. 10, 1993

[54] PAINT ROLLER HANDLE

[76] Inventor: Robert I. Janssen, 1160 Sibley Hwy.,
Mendota Heights, Minn. 55118

[**] Term: 14 Years

[21] Appl. No.: 706,091

[22] Filed: May 28, 1991

[52] U.S. Cl. D4/138; D4/122

[58] Field of Search D4/122, 128, 131-135,
D4/138; 15/27, 118, 143.1, 145, 230.11;
29/110.5, 120; 242/72 R, 73, 118.5

[56] References Cited

U.S. PATENT DOCUMENTS

D. 173,852	1/1955	Pope	D4/131
2,378,900	6/1945	Adams	15/27 X
2,663,892	12/1953	Schaefer	15/230.11
5,105,500	4/1992	Bordogna	15/230.11

Primary Examiner—Wallace R. Burke
Assistant Examiner—Lavone D. Tabor
Attorney, Agent, or Firm—Jacobson & Johnson

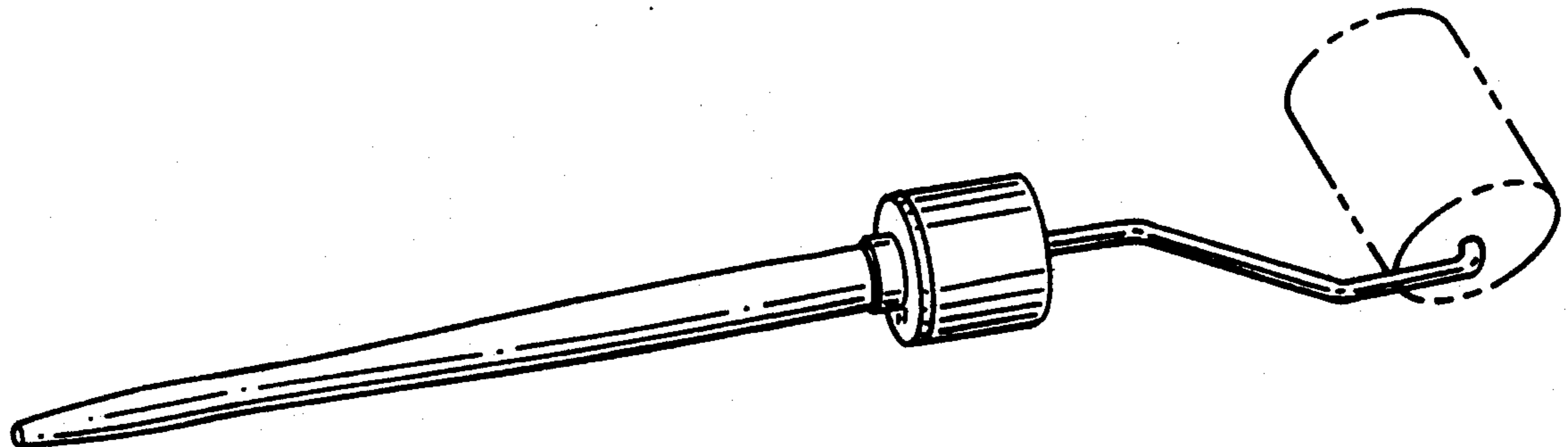
[57] CLAIM

The ornamental design for a paint roller handle, as shown and described.

DESCRIPTION

FIG. 1 is a perspective view of a paint roller handle, showing my design;
FIG. 2 is front elevation view;
FIG. 3 is a rear elevation view;
FIG. 4 is a left side elevation view;
FIG. 5 is top veiw;
FIG. 6 is a right side elevation view; and,
FIG. 7 is a bottom veiw.

The broken line showing of a roller is for illustrative purposes only and forms no part of the claimed design.



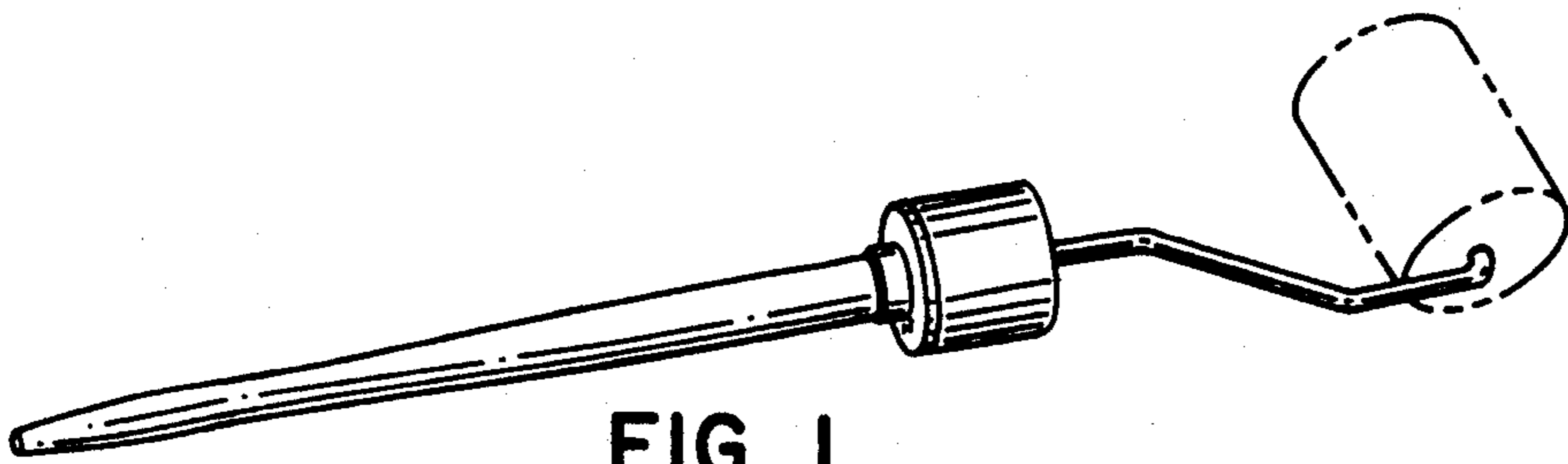


FIG. 1

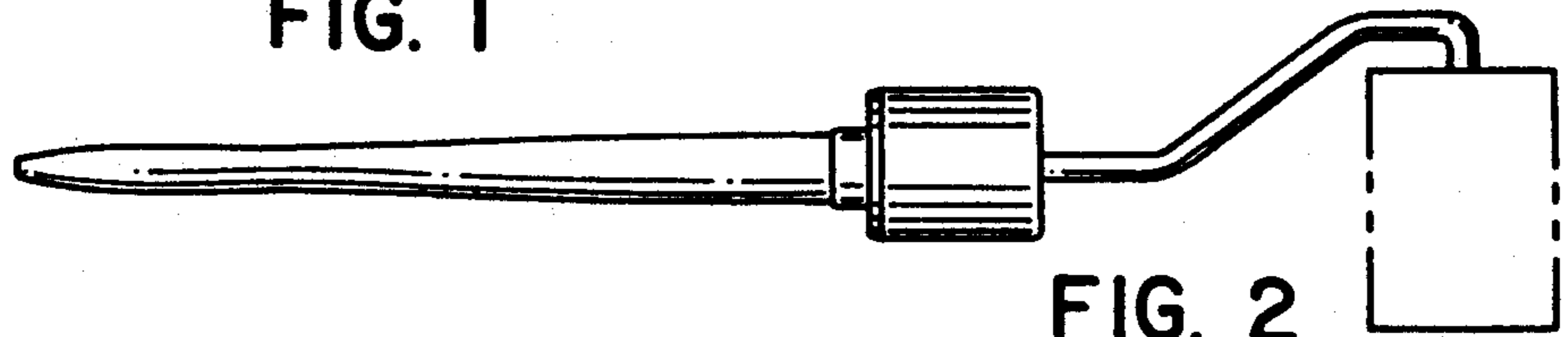


FIG. 2

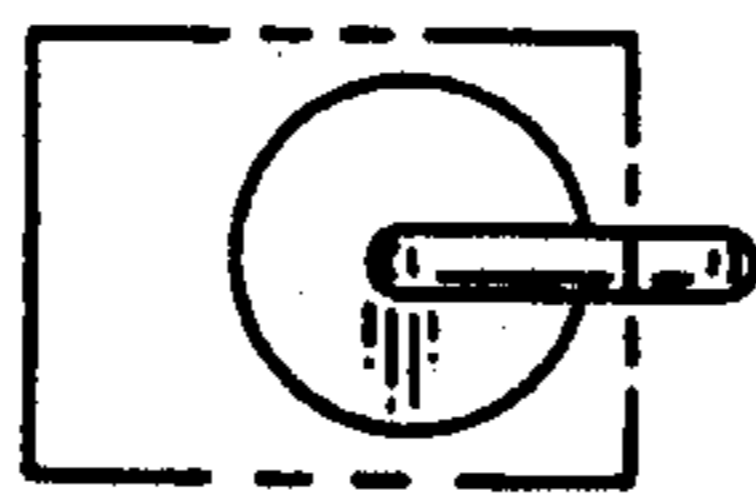


FIG. 5

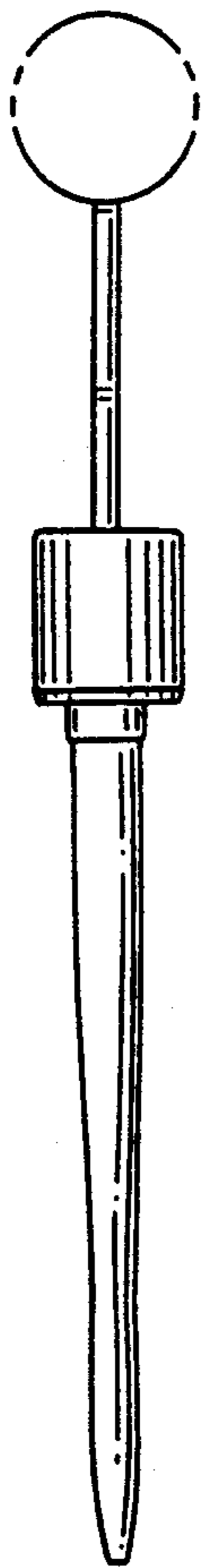


FIG. 4

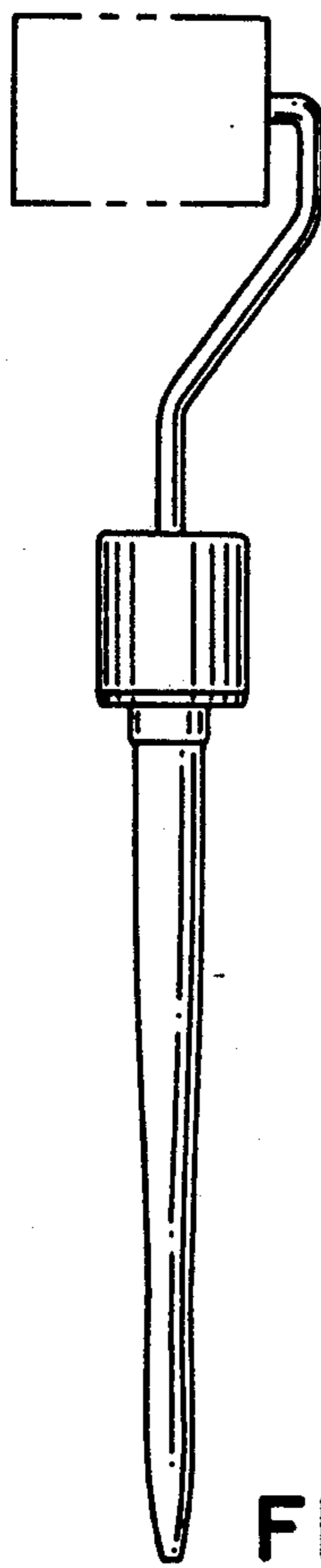


FIG. 3




FIG. 6




FIG. 7