



US00D338103S

United States Patent [19]

[11] Patent Number: **Des. 338,103**

Eschmann

[45] Date of Patent: **** Aug. 10, 1993**

[54] **KEY CASE**

2,915,099	12/1959	Gates	D3/61
3,318,354	5/1967	Borisof	D3/61
3,926,234	12/1975	Dean	D3/61

[76] Inventor: **Leon J. Eschmann, 600 Province Rd., Barrington, N.H. 03825**

*Primary Examiner—A. Hugo Word
Assistant Examiner—R. Seifert
Attorney, Agent, or Firm—Leon Gilden*

[**] Term: **14 Years**

[21] Appl. No.: **709,441**

[57] **CLAIM**

[22] Filed: **Jun. 3, 1991**

The ornamental design for a key case, as shown and described.

[52] U.S. Cl. **D3/62; D3/61**

[58] Field of Search **D11/1-7,
D11/40-48; 63/1.1, 2, 15-15.8; D3/61-65;
D19/26-32; D25/135, 140; 402/80 R**

DESCRIPTION

[56] **References Cited**

FIG. 1 is a front elevational view of the key case showing my new design;
FIG. 2 is a rear elevational view thereof;
FIG. 3 is a left side elevational view thereof;
FIG. 4 is a right side elevational view thereof;
FIG. 5 is a top plan view thereof;
FIG. 6 is a bottom plan view thereof; and,
FIG. 7 is a perspective view thereof.

U.S. PATENT DOCUMENTS

D. 216,173	11/1969	Kogutt	D19/26
D. 293,335	12/1987	Egly	D19/27
D. 303,809	10/1989	Klein	D19/27
1,706,883	3/1929	Hotchkiss	402/80 R
2,698,640	1/1955	De Hertelendy	D3/61

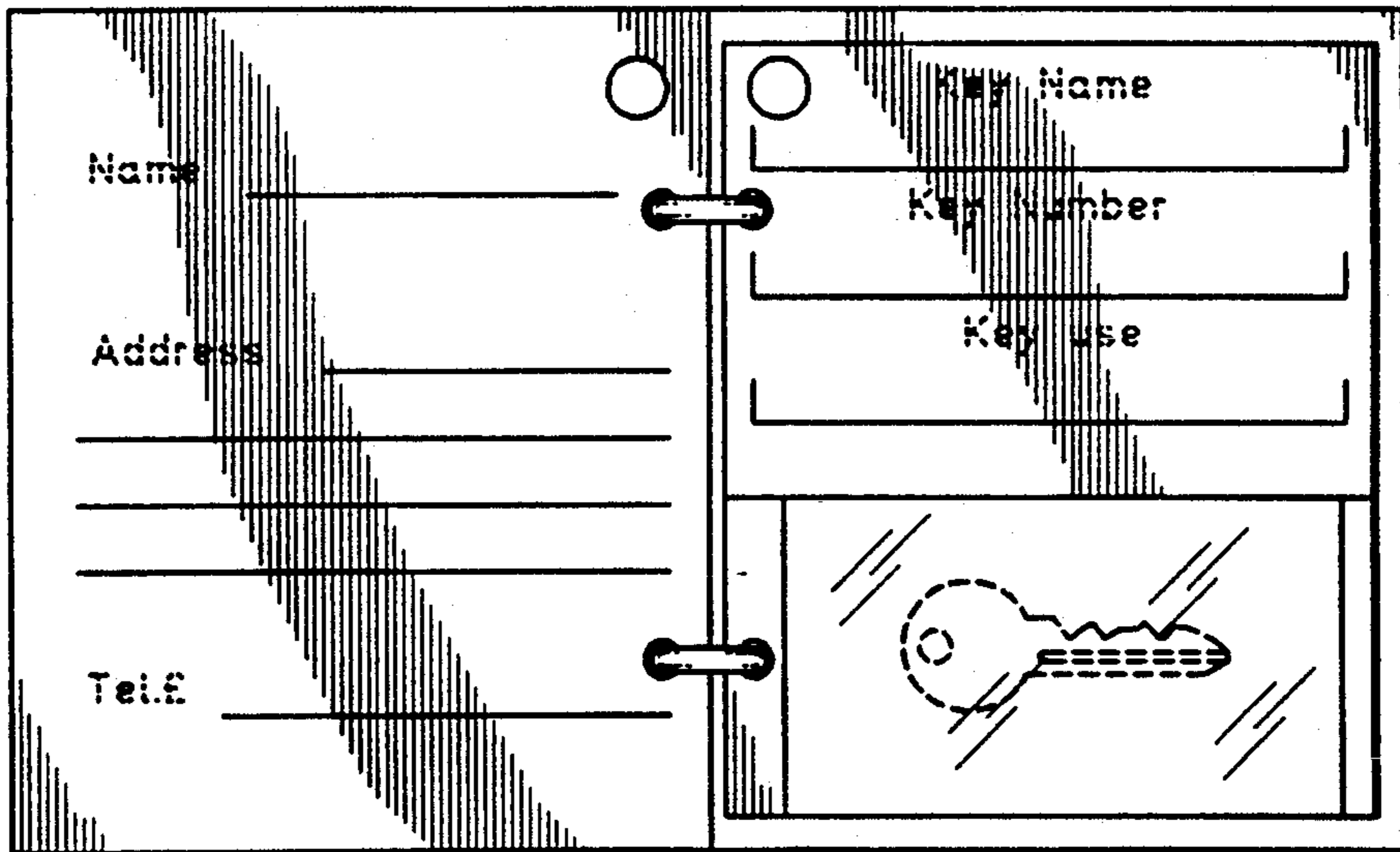


FIG. 1

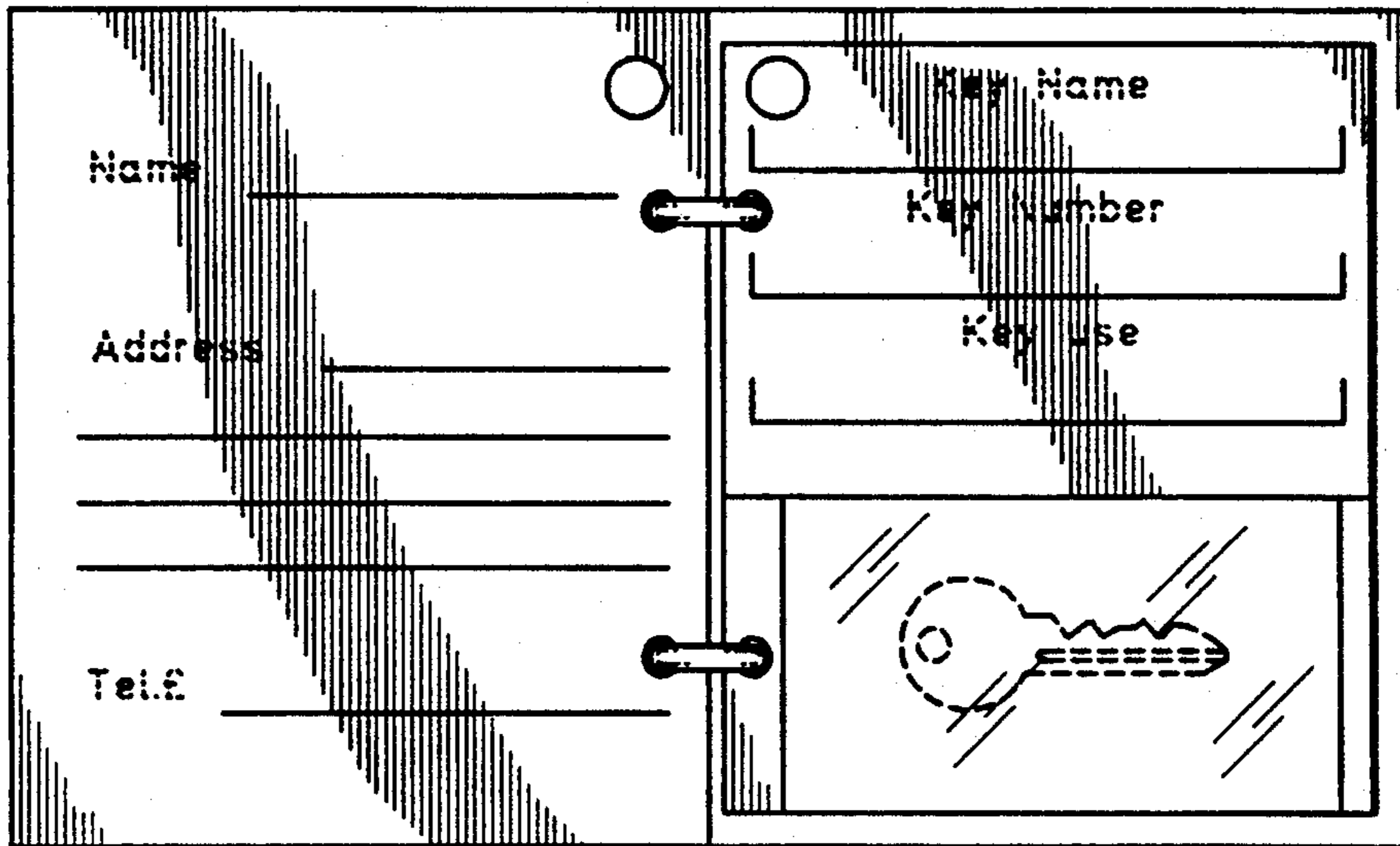


FIG. 2




FIG. 3



FIG. 4



FIG. 5



FIG. 6



FIG. 7

