



US00D338082S

# United States Patent [19]

[11] Patent Number: **Des. 338,082**

Schonbek

[45] Date of Patent: **\*\* Aug. 3, 1993**

[54] LIGHTING FIXTURE DISH

D. 248,526 7/1978 Benes ..... D7/561 X  
D. 292,620 11/1987 Schonbek ..... D26/149

[75] Inventor: **Arnold Schonbek, Plattsburgh, N.Y.**

### OTHER PUBLICATIONS

[73] Assignee: **A. Schonbek & Co., Inc., Plattsburgh, N.Y.**

Lighting, Jun. 1956, p. 67, Igmor Novelty Corp. Crystal Lamp Bases.

[\*\*] Term: **14 Years**

Lightolier Lighting Catalog, 1950, p. 10, Lead Crystal Chandelier.

[21] Appl. No.: **725,266**

*Primary Examiner*—Susan J. Lucas

[22] Filed: **Jul. 3, 1991**

*Attorney, Agent, or Firm*—Wolf, Greenfield & Sacks

[52] U.S. Cl. .... **D26/149; D7/562; D11/153; D26/134**

### [57] CLAIM

[58] Field of Search ..... **D26/72, 80-92, D26/128-137, 142, 148, 149, 153, 154, 9, 11; 362/404-408, 806, 457, 458; D11/152, 153; D7/526, 527, 528, 530, 531**

The ornamental design for a lighting fixture dish, as shown and described.

### DESCRIPTION

### [56] References Cited

#### U.S. PATENT DOCUMENTS

D. 35,062 9/1901 Snow, Jr. .... D7/562  
D. 44,754 10/1913 Feeney ..... D26/561  
D. 98,453 2/1936 Clark ..... D7/561

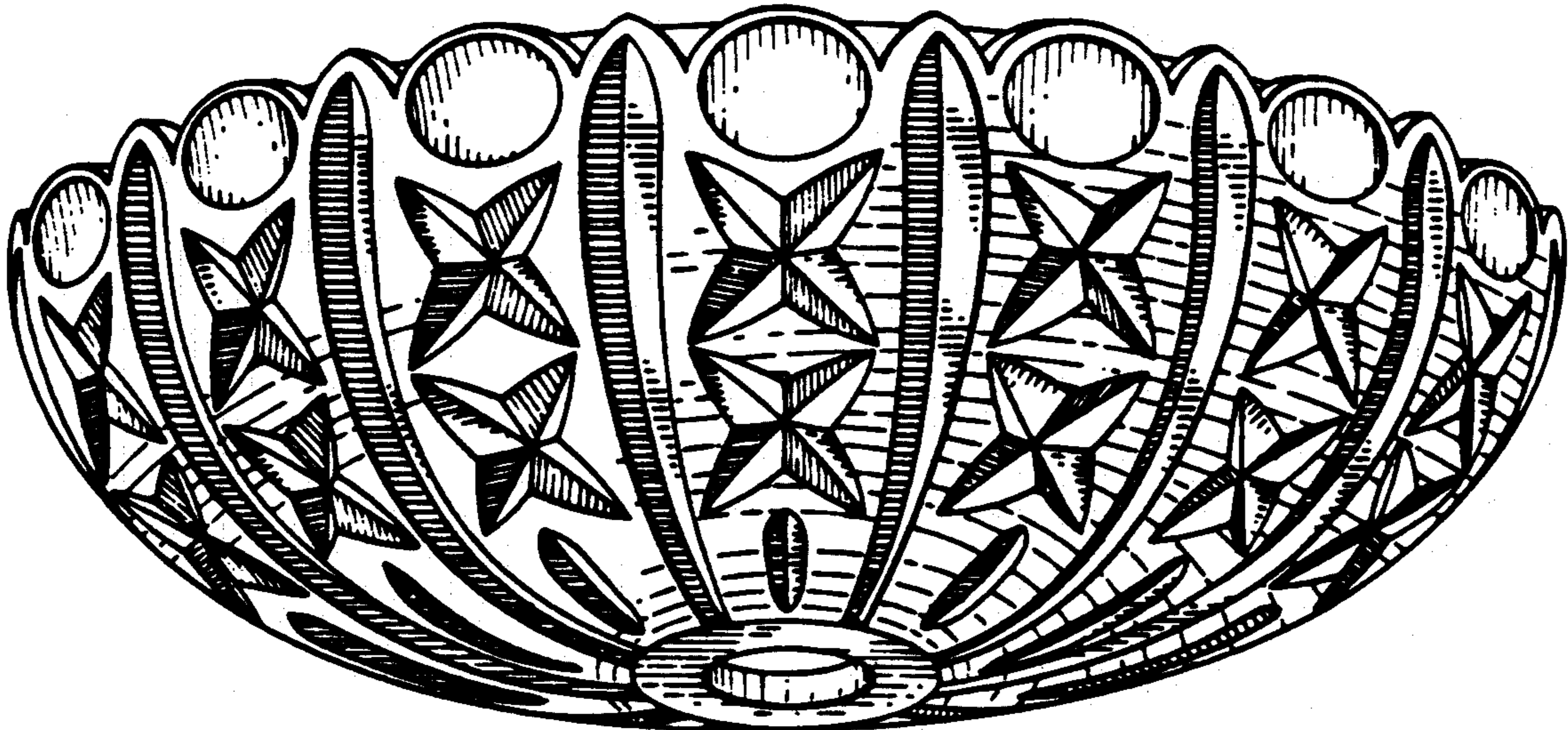
FIG. 1 is a bottom, side perspective view of a lighting fixture dish showing my new design;

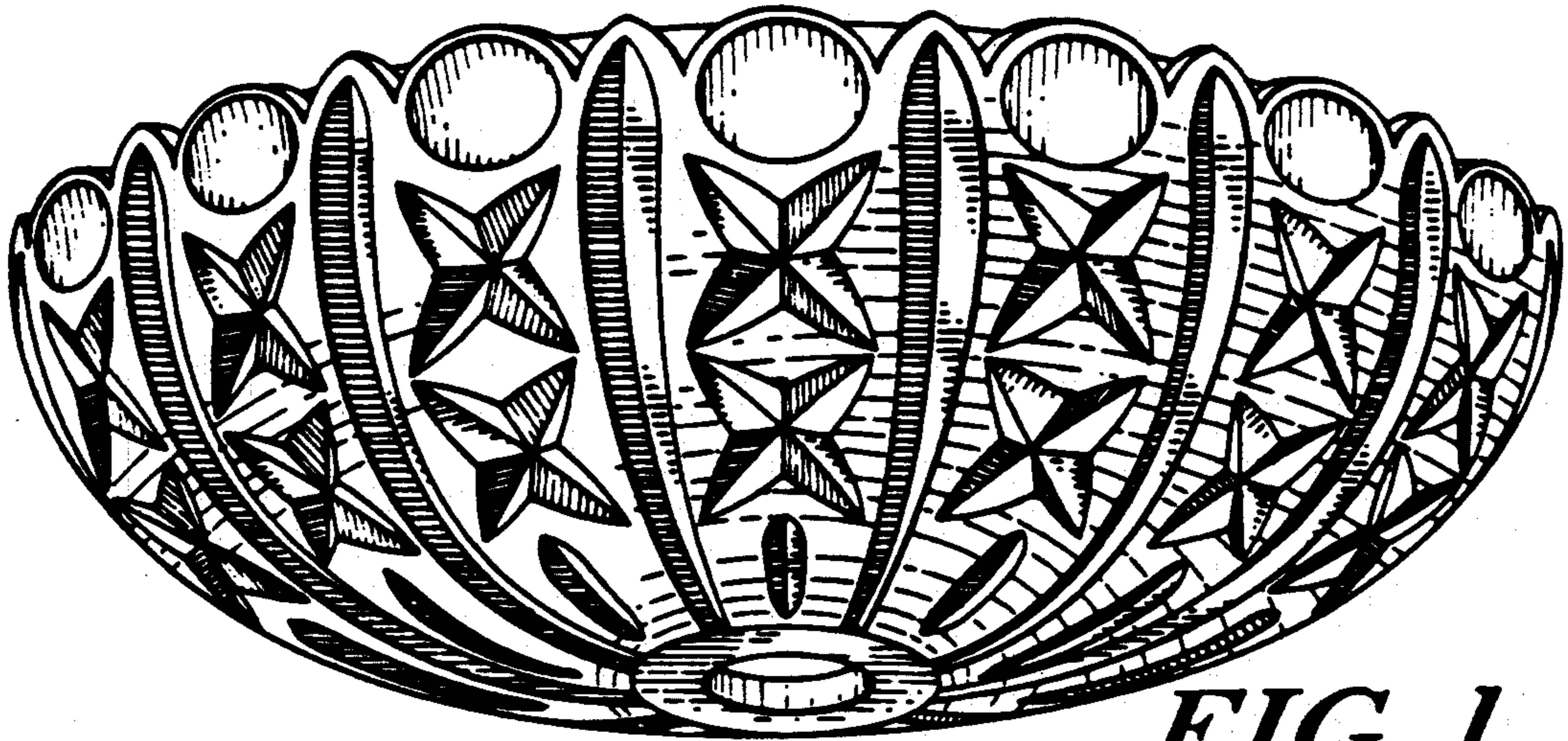
FIG. 2 is a bottom plan view thereof;

FIG. 3 is a side elevational thereof, all sides being identical;

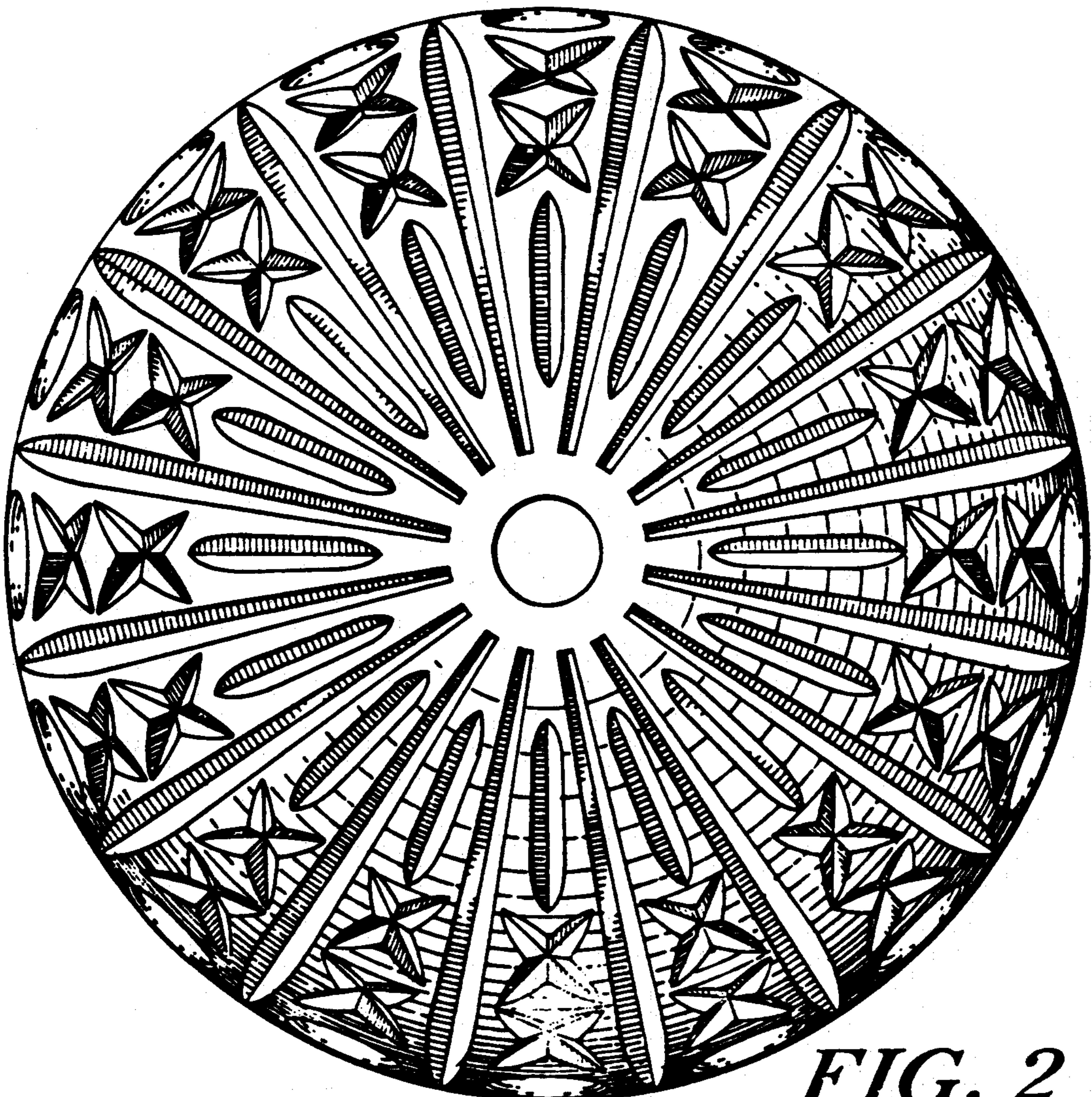
FIG. 4 is a cross-sectional view thereof; and,

FIG. 5 is a top plan view thereof.






*FIG. 1*



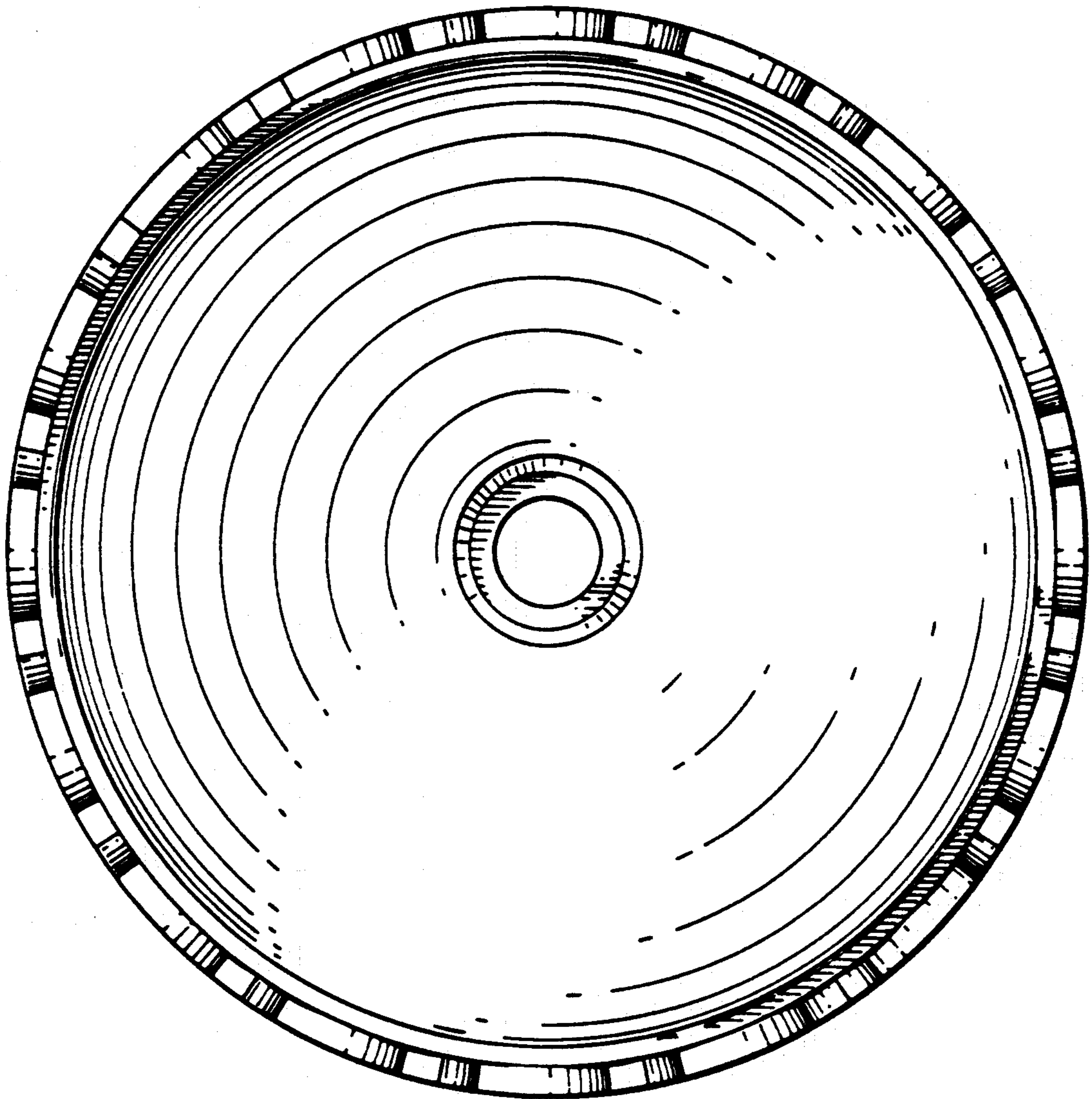
*FIG. 2*



*FIG. 3*



*FIG. 4*



**FIG. 5**