



US00D338054S

United States Patent [19] Cummings

[11] Patent Number: **Des. 338,054**

[45] Date of Patent: **** Aug. 3, 1993**

[54] PISTOL

[76] Inventor: **Darold B. Cummings**, 5320 W. 124th Pl., Hawthorne, Calif. 90250

[**] Term: **14 Years**

[21] Appl. No.: **328,693**

[22] Filed: **Mar. 27, 1989**

[52] U.S. Cl. **D22/104**

[58] Field of Search **D22/104; 42/41, 42.03**

[56] **References Cited**

U.S. PATENT DOCUMENTS

D. 2,027	1/1865	Hickcox	D22/104
D. 24,448	2/1895	Markham	D22/104
D. 176,516	1/1956	Hillberg	D22/104
D. 179,657	2/1957	Pittman, Jr.	D22/104
D. 251,914	5/1979	Romano	D22/104

OTHER PUBLICATIONS

Gun World, Jan. 1984, p. 31, handgun, item A shown at bottom of page.

Gun World Jan. 1984, page 11, handgun, item A shown at bottom of page.

Guns and Ammo, Aug. 1979, p. 70, handgun, item A located at middle of page.

Guns and Ammo, Aug. 1979, p. 68, handgun, item A at top of page.

Gun World, Oct. 1983, p. 61, handgun, circled item at top of page.

Gun World, Oct. 1983, p. 64, handgun, shown at bottom of page.

Gun World, Oct. 1983, p. 36, handgun, located at bottom of page.

Primary Examiner—Wallace R. Burke

Assistant Examiner—H. Baynham

Attorney, Agent, or Firm—Charles Silberberg

[57] **CLAIM**

The ornamental design for a pistol, as shown and described.

DESCRIPTION

FIG. 1 is a right side elevational view of a pistol showing my new design; the left side being a mirror image thereof;

FIG. 2 is a top plan view thereof;

FIG. 3 is a bottom plan view thereof;

FIG. 4 is a front elevational view thereof; and,

FIG. 5 is a rear elevational view thereof.

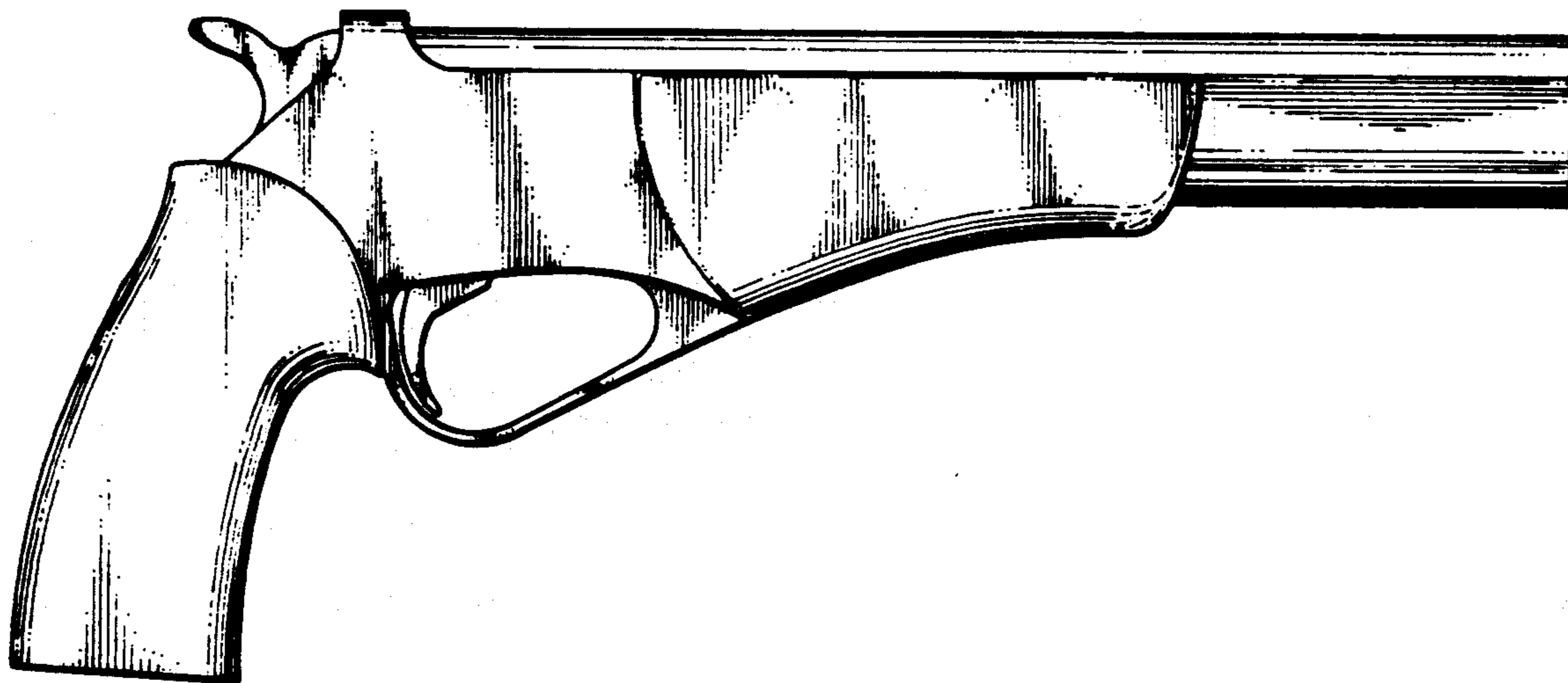




FIG. 2

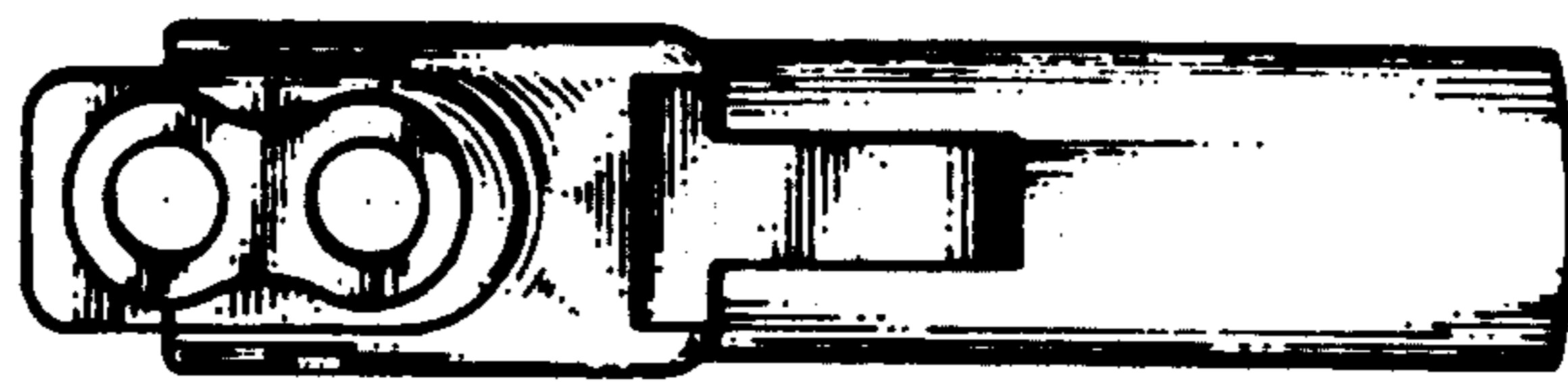


FIG. 4

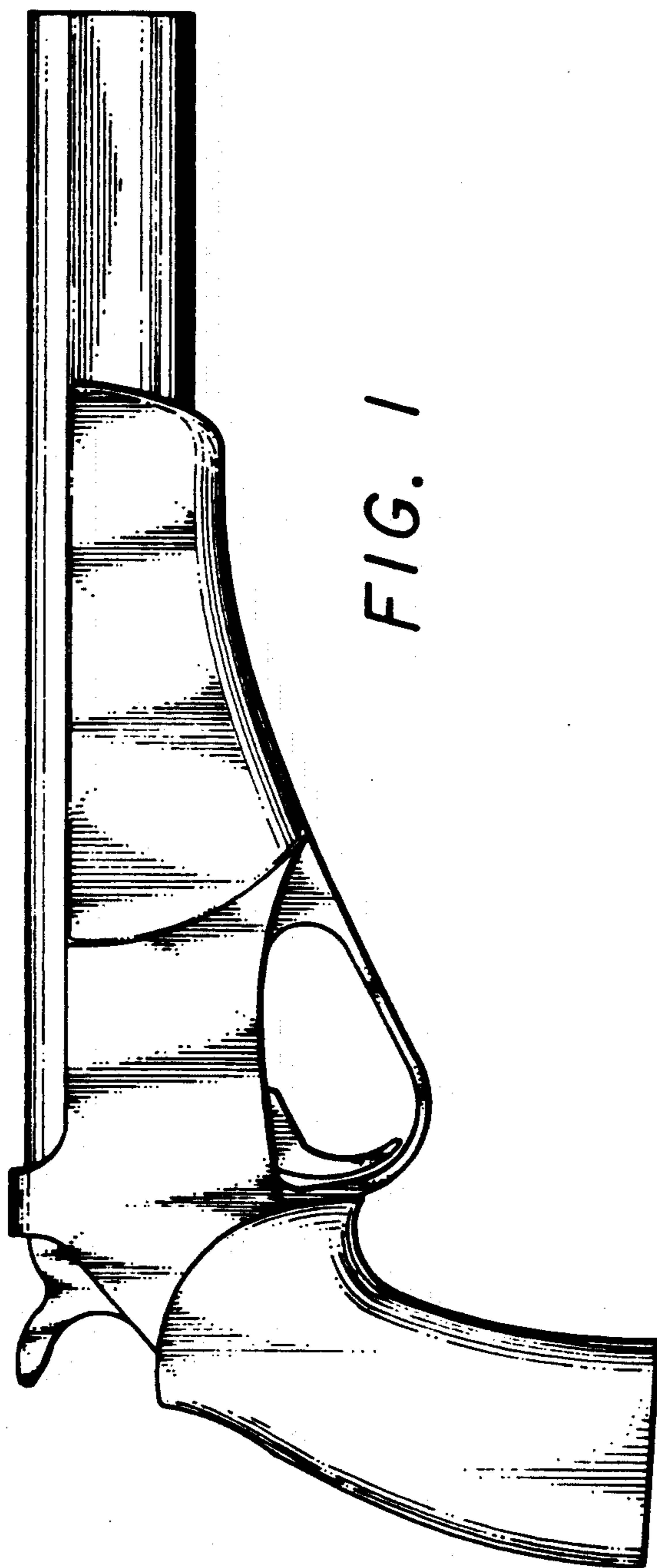


FIG. 1




FIG. 5



FIG. 3