



US00D338037S

United States Patent [19]

[11] Patent Number: Des. 338,037

Miller et al.

[45] Date of Patent: ** Aug. 3, 1993

- [54] COMBINED PEN AND LANYARD
- [75] Inventors: Joseph T. Miller, Mehlville; Gregory J. Miller, Webster Groves, both of Mo.
- [73] Assignee: MOCAP Incorporated, St. Louis, Mo.
- [**] Term: 14 Years
- [21] Appl. No.: 847,232
- [22] Filed: Mar. 6, 1992
- [52] U.S. Cl. D19/44; D19/43; D19/51; D19/36
- [58] Field of Search D19/35, 36, 41-51, D19/54-58, 81-85; 401/52, 195

- D. 311,211 10/1990 Oot D19/51 XR
- D. 324,068 2/1992 Herbst et al. D19/51 XR
- D. 329,660 9/1992 Yamanaka D19/43 XR

OTHER PUBLICATIONS

Sportcraft 1968, page 89, see circled lanyard top center-Desk copy.
 A. S. Aloe Catalog #179, ©1946 see page 221 circled thermometer case lower left-Desk copy.

Primary Examiner—Nelson C. Holtje
Assistant Examiner—Martha Thompson
Attorney, Agent, or Firm—Paul M. Denk

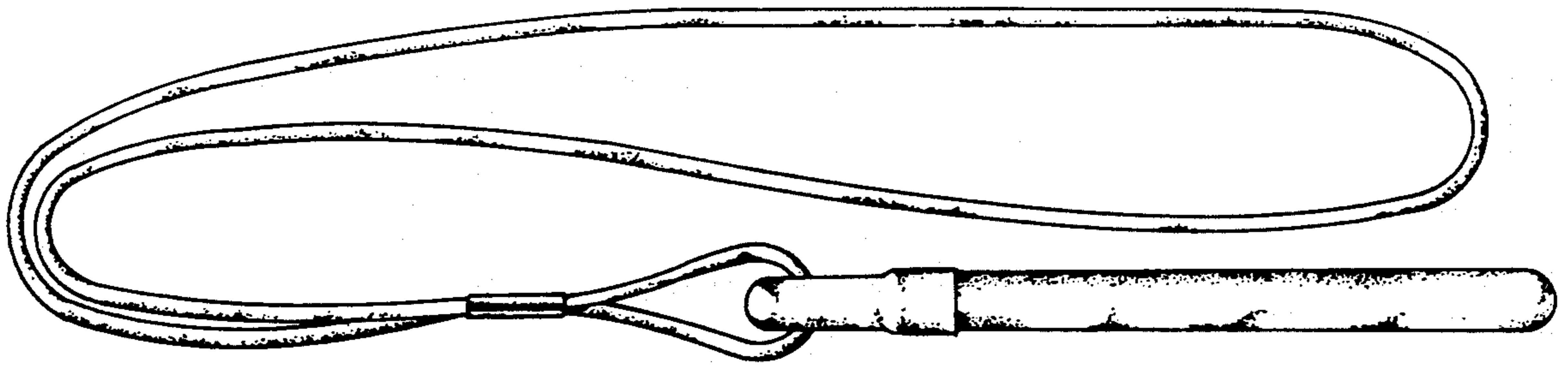
CLAIM

[57] The ornamental design for the combined pen and lanyard, as shown and described.

DESCRIPTION

FIG. 1 is a front elevational view of a combined pen and lanyard showing our new design;
 FIG. 2 is a left side elevational view;
 FIG. 3 is a right side elevational view;
 FIG. 4 is a top plan view; and,
 FIG. 5 is a bottom plan view thereof.

- [56] **References Cited**
- U.S. PATENT DOCUMENTS**
- D. 137,496 3/1944 Lustig D19/48 XR
- D. 142,330 8/1945 Baiusz D19/44
- D. 270,843 10/1983 Itoh D19/51
- D. 309,633 7/1990 Itoh D19/41 XR
- D. 310,101 8/1990 Gauthier D19/55



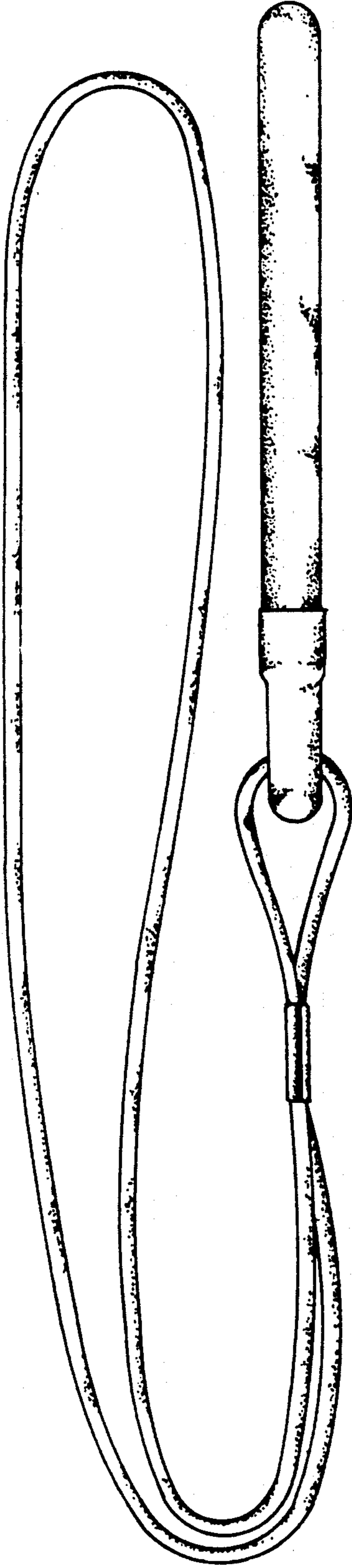


FIG. 1.



FIG. 2.



FIG. 3.

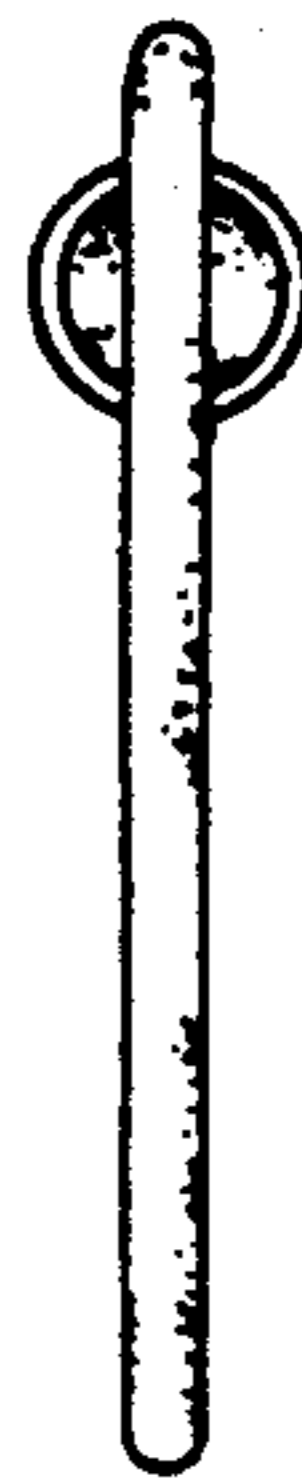


FIG. 4.



FIG. 5.