



US00D337998S

# United States Patent [19]

Inayama et al.

[11] Patent Number: **Des. 337,998**

[45] Date of Patent: **\*\* Aug. 3, 1993**

[54] **DISC DRIVE**

[75] Inventors: **Hiroyuki Inayama, Tokyo; Takao Akiba, Omiya, both of Japan**

[73] Assignee: **Teac Corporation, Tokyo, Japan**

[\*\*] Term: **14 Years**

[21] Appl. No.: **754,727**

[22] Filed: **Sep. 4, 1991**

[30] **Foreign Application Priority Data**

Mar. 5, 1991 [JP] Japan ..... 3-5918

[52] U.S. Cl. .... **D14/109**

[58] Field of Search ..... D14/100, 102, 108, 109;  
D13/162, 184, 199; 360/99.12; 361/380-385,  
390-395

[56] **References Cited**

**U.S. PATENT DOCUMENTS**

D. 270,055 8/1983 Irwin et al. .... D14/109

D. 286,879 11/1986 Viskochil ..... D14/109  
D. 287,726 1/1987 Itoh et al. .... D14/109  
D. 298,628 11/1988 Merino ..... D14/109  
D. 319,049 8/1991 Silverstein et al. .... D14/109

*Primary Examiner*—Wallace R. Burke  
*Assistant Examiner*—Freda S. Nunn  
*Attorney, Agent, or Firm*—Michael N. Meller

[57] **CLAIM**

The ornamental design for a disc drive, as shown and described.

**DESCRIPTION**

FIG. 1 is a top view of a disc drive showing our new design;

FIG. 2 is a front view thereof;

FIG. 3 is a left side view thereof;

FIG. 4 is a right side view thereof;

FIG. 5 is a bottom view thereof;

FIG. 6 is a rear view thereof; and,

FIG. 7 is a perspective view thereof on a slightly reduced scale.

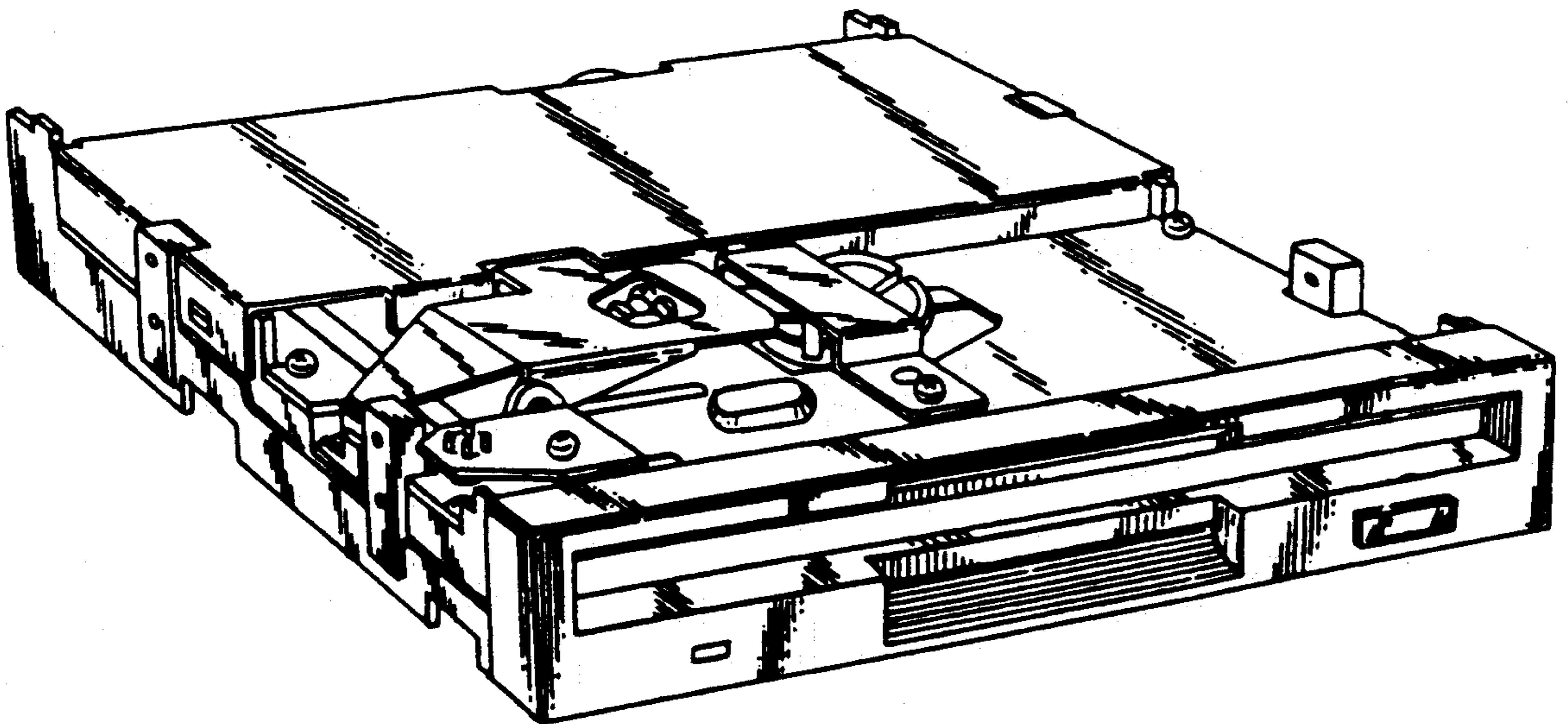


FIG. 1

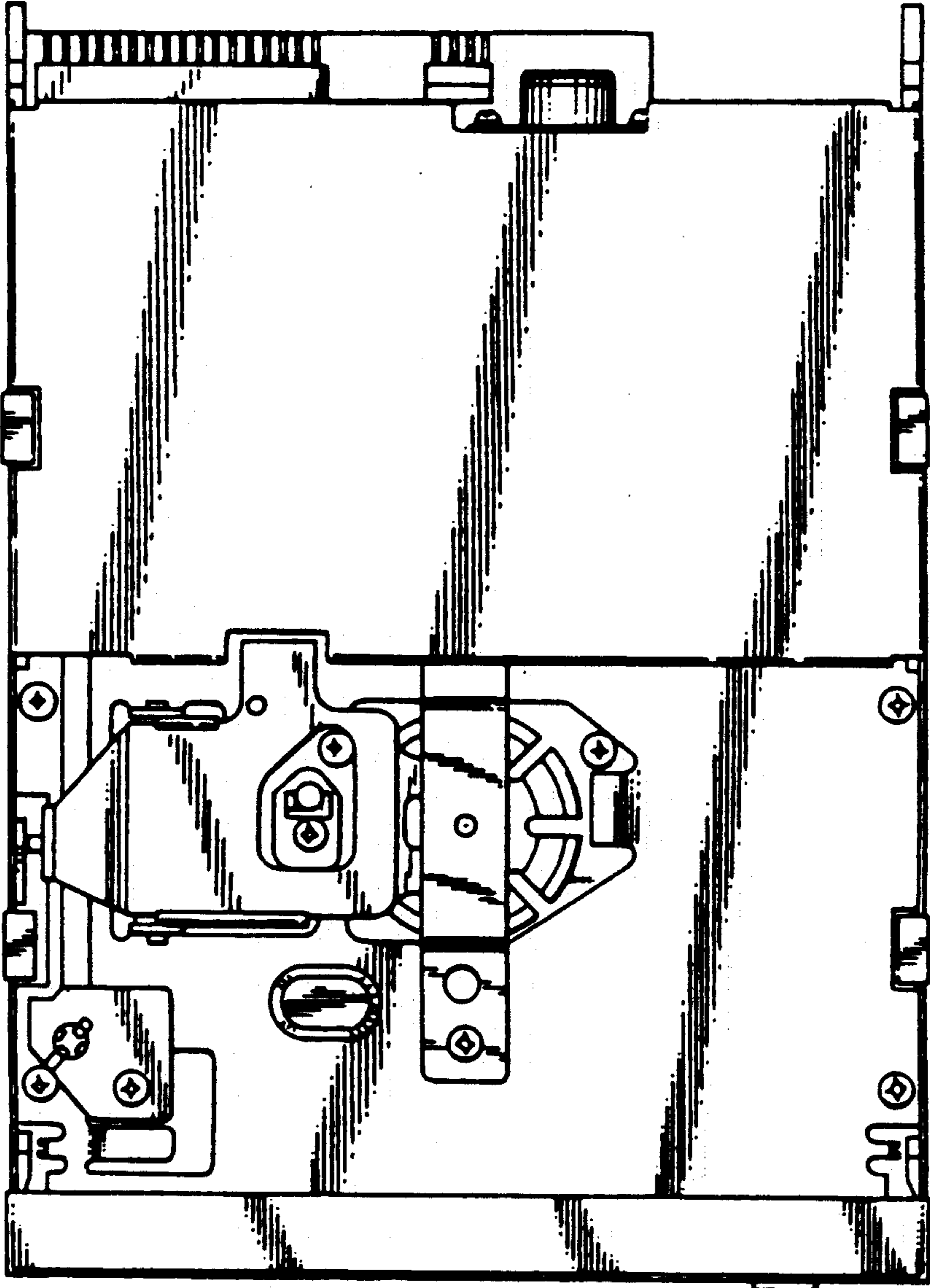


FIG. 2




FIG. 3

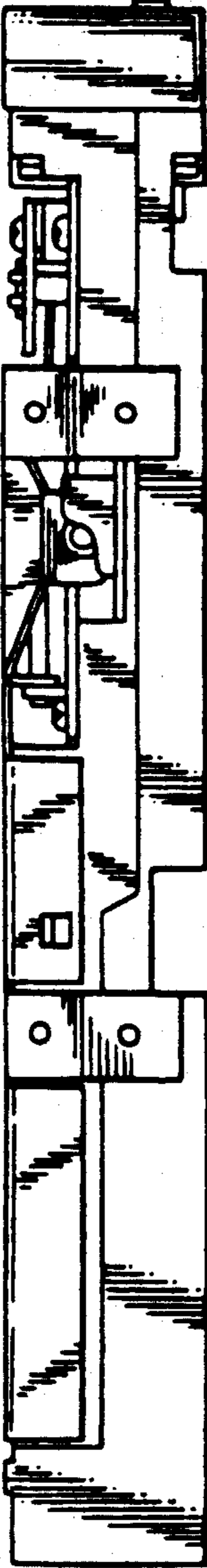


FIG. 4

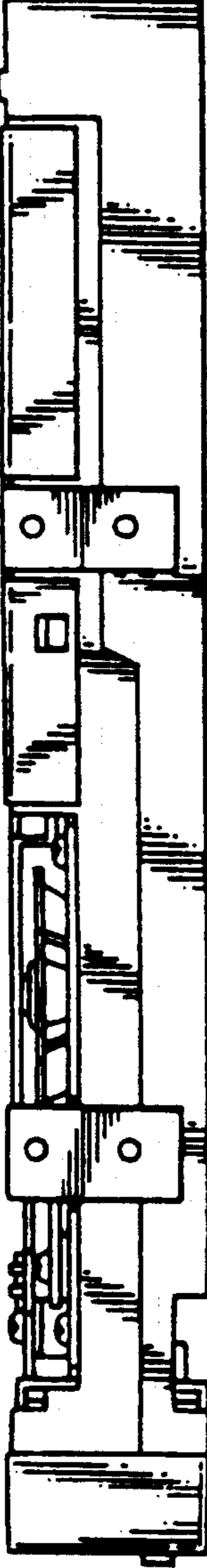


FIG. 5

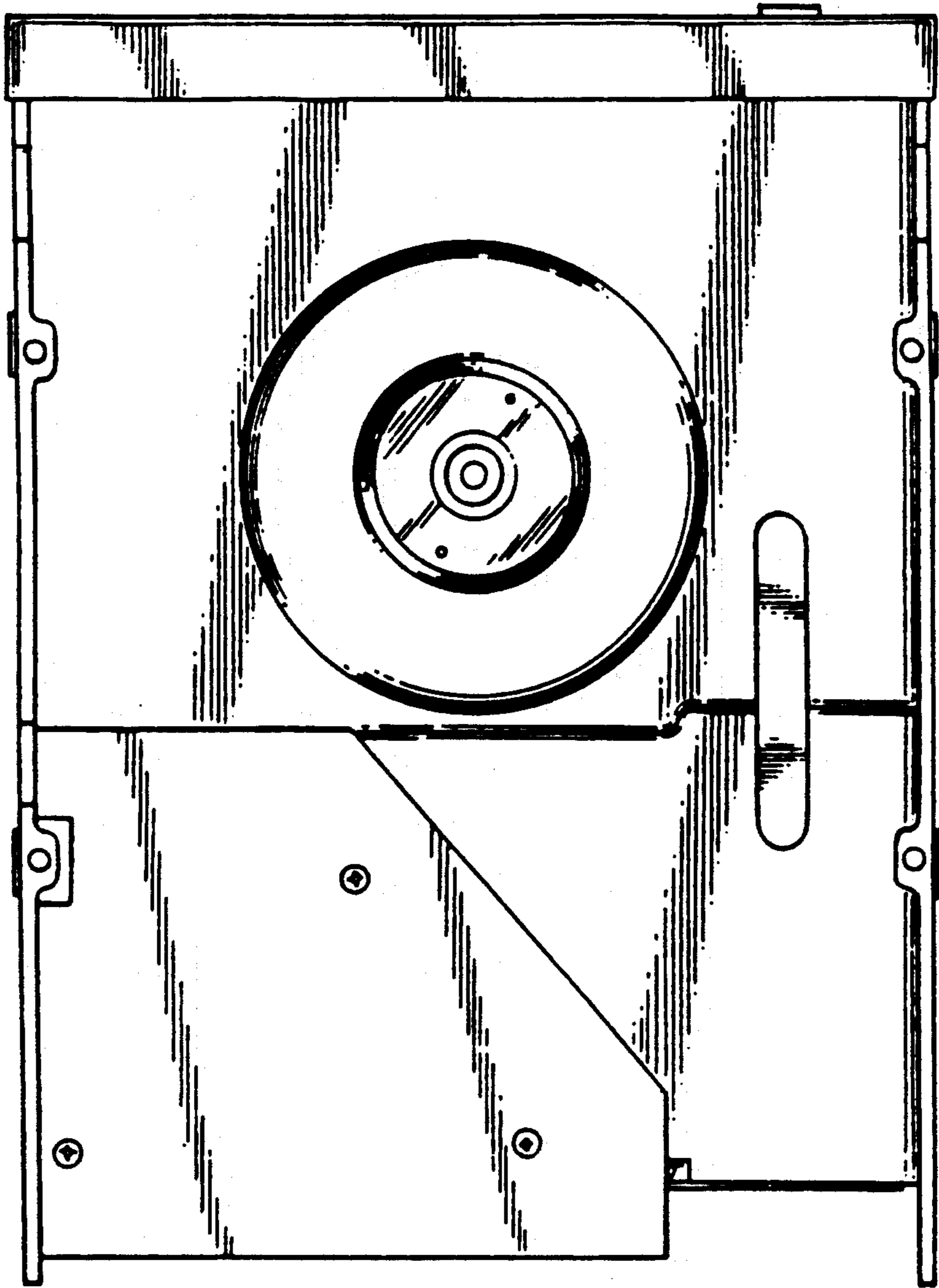


FIG. 6






FIG. 7

