



US00D337989S

# United States Patent [19]

[11] Patent Number: **Des. 337,989**

Lee

[45] Date of Patent: **\*\* Aug. 3, 1993**

[54] **ELECTRICAL PLUG BODY**

[76] Inventor: **Noel Lee, 274 Wattis Way, South San Francisco, Calif. 94080**

[\*\*] Term: **14 Years**

[21] Appl. No.: **574,009**

[22] Filed: **Aug. 28, 1990**

[52] U.S. Cl. .... **D13/133**

[58] Field of Search ..... **D13/133, 146, 147; 439/35, 36, 604, 606, 650, 651, 652, 660, 654, 668, 669, 678, 682**

D. 287,141 12/1986 Mow ..... D13/133  
D. 317,292 6/1991 Brisson ..... D13/133

### OTHER PUBLICATIONS

05A-82 series phone plug on p. 21 of *Switchcraft Catalog* No. A404b, copyrite 1973.

*Primary Examiner*—Wallace R. Burke

*Assistant Examiner*—J. Sincavage

*Attorney, Agent, or Firm*—Rosen, Dainow & Jacobs

[57] **CLAIM**

The ornamental design for an electrical plug body, as shown.

[56] **References Cited**

#### U.S. PATENT DOCUMENTS

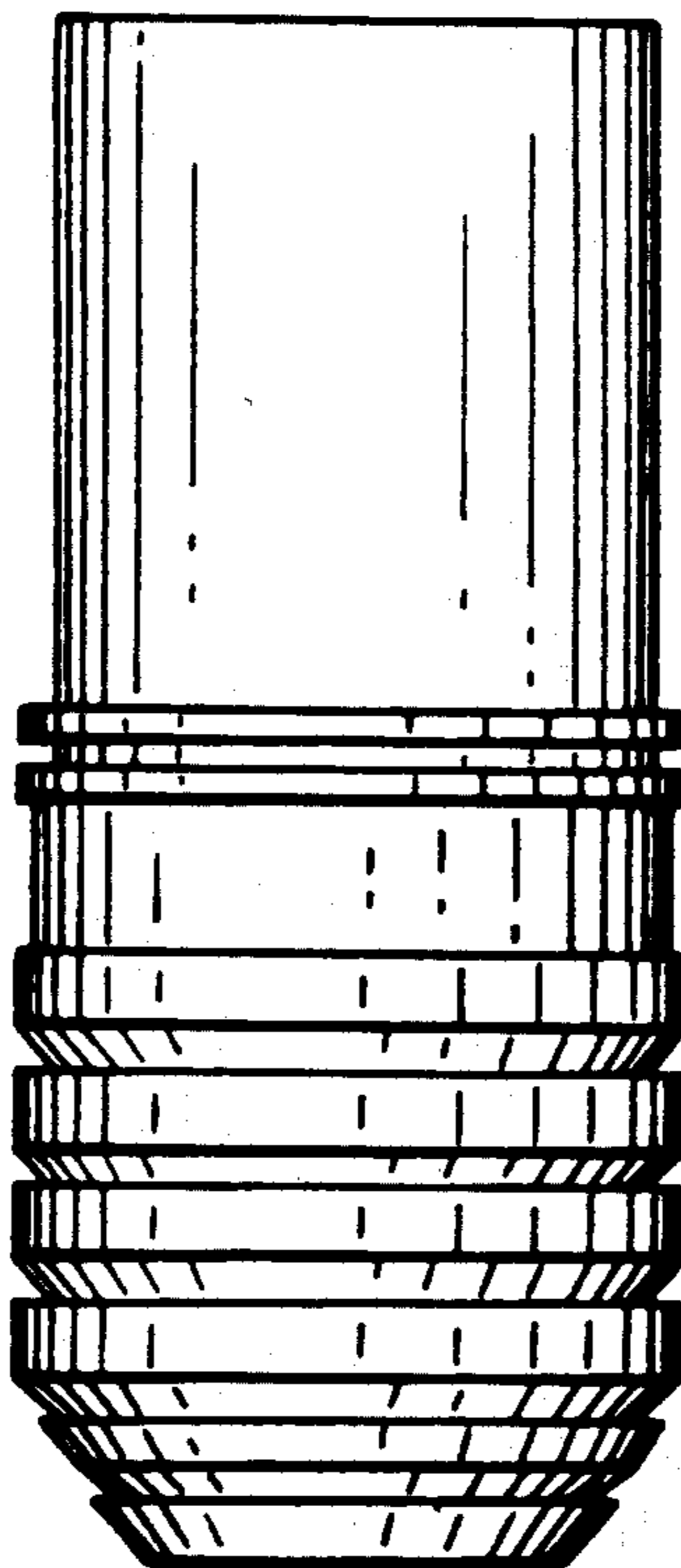
- D. 206,662 1/1967 Karol ..... D13/156
- D. 207,181 3/1967 Mackie et al. .... D8/397
- D. 208,429 8/1967 Holliday ..... D8/397
- D. 241,341 9/1976 Oxley ..... D13/133

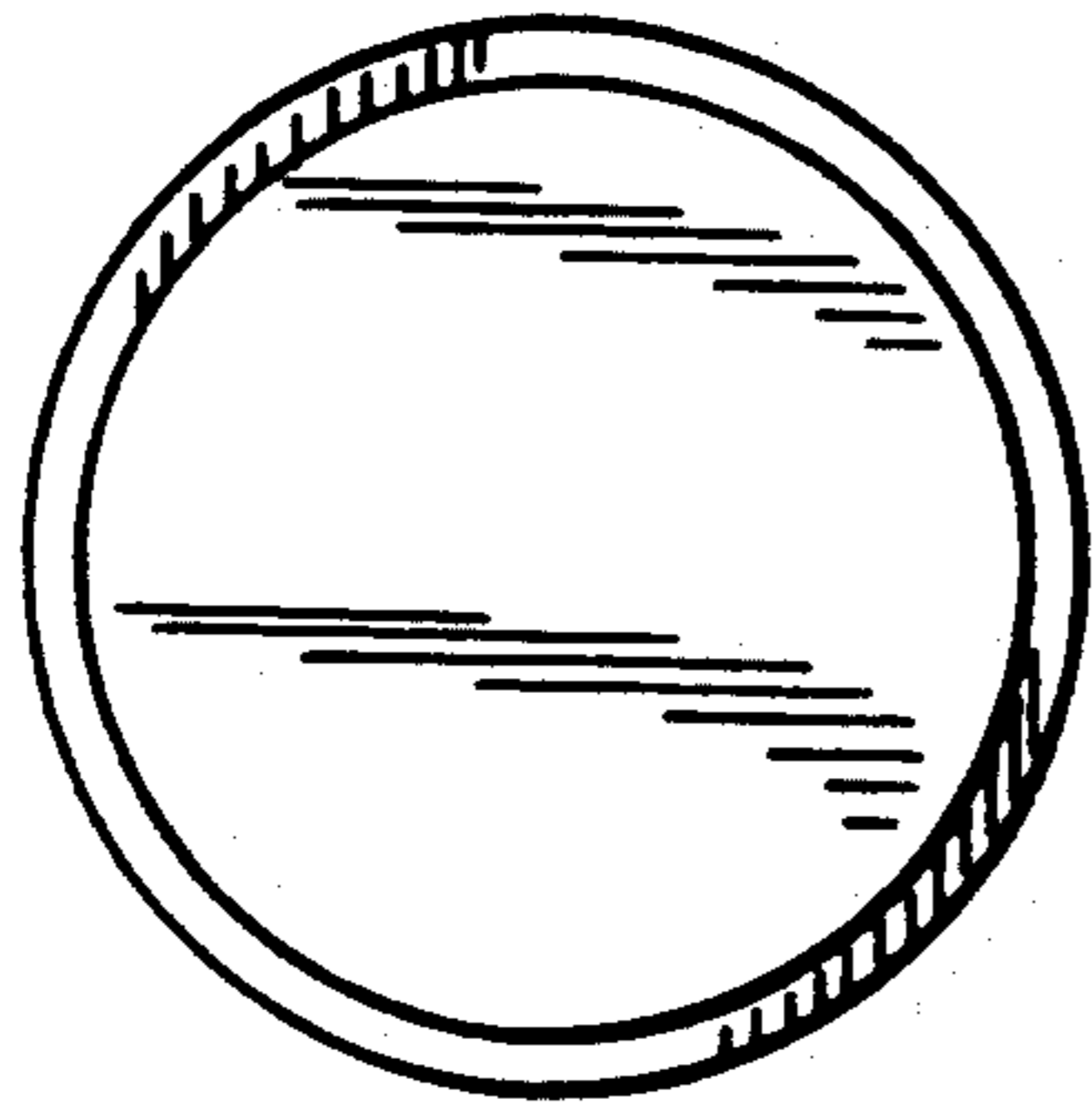
### DESCRIPTION

FIG. 1 is a top plan view of an electrical plug body showing my new design;

FIG. 2 is a side elevational view thereof, all other elevational views being the same; and,

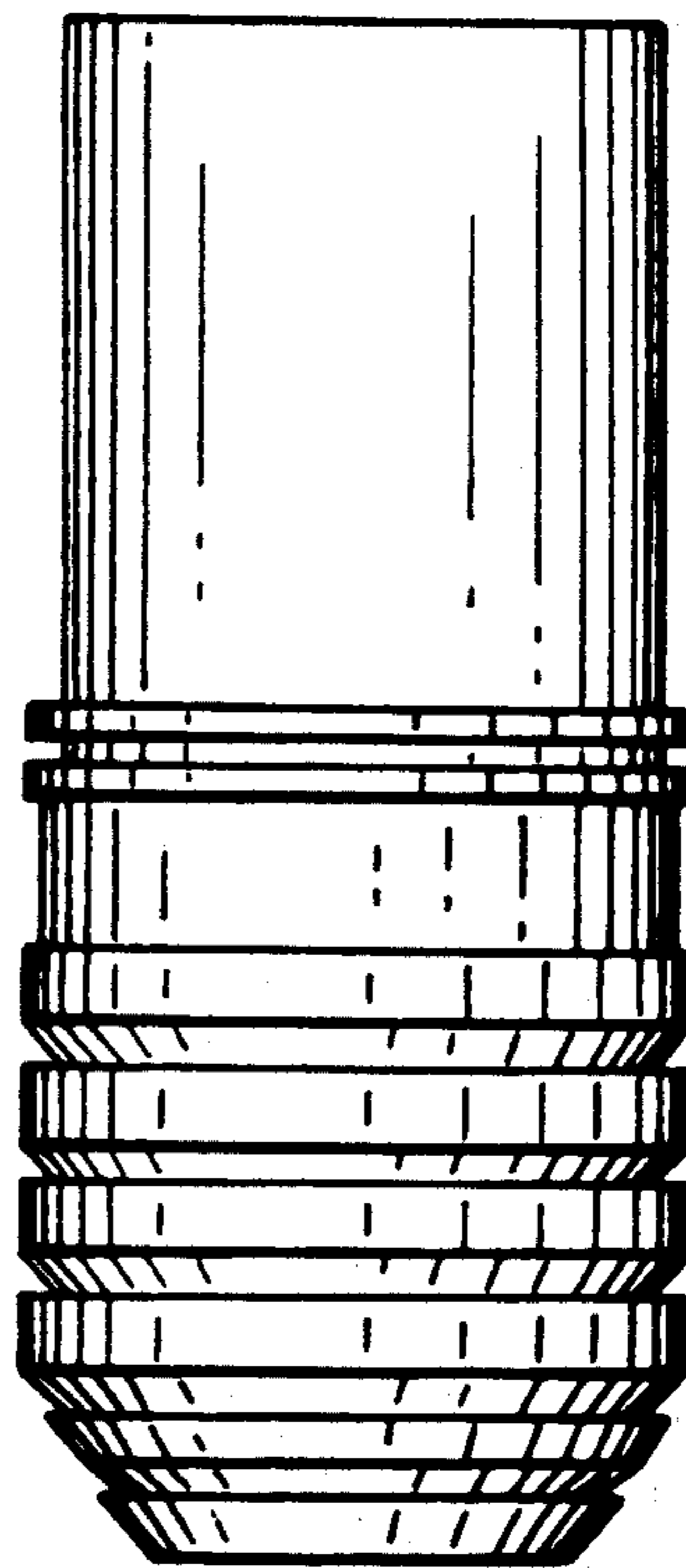
FIG. 3 is a bottom plan view thereof.





*FIG. 1*

*FIG. 2*



*FIG. 3*

