



US00D337977S

# United States Patent [19]

[11] Patent Number: **Des. 337,977**

**Shinohara et al.**

[45] Date of Patent: **\*\* Aug. 3, 1993**

[54] **AUTOMOBILE TIRE**

[75] Inventors: **Kazunori Shinohara; Yasuo Himuro; Yuji Tateo**, all of Tokyo, Japan

[73] Assignee: **Bridgestone Corporation**, Tokyo, Japan

[\*\*] Term: **14 Years**

[21] Appl. No.: **714,776**

[22] Filed: **Jun. 11, 1991**

[30] **Foreign Application Priority Data**

Dec. 26, 1990 [JP] Japan ..... 2-42884

[52] U.S. Cl. .... **D12/147**

[58] Field of Search ..... **D12/136, 137, 146-151; 152/209 R, 209 B, 209 D**

[56] **References Cited**

**U.S. PATENT DOCUMENTS**

D. 277,468 2/1985 Nagayasu ..... D12/147

D. 296,316 6/1988 Nishio et al. .... D12/147

**OTHER PUBLICATIONS**

1990 Tread Design Guide, P103, Cordovan Wild Trac

Radial RVT Traction Tire, third row down from top & second tire in from right side of page.

*Primary Examiner*—James M. Gandy  
*Attorney, Agent, or Firm*—Sughrue, Mion, Zinn, Macpeak & Seas

[57] **CLAIM**

The ornamental design for an automobile tire, as shown and described.

**DESCRIPTION**

FIG. 1 is a perspective view of an automobile tire showing our new design, it being understood that the tread pattern is repeated uniformly throughout the circumference of the tire;

FIG. 2 is a front elevation view thereof;

FIG. 3 is a left side elevation view thereof, the opposite side being substantially a mirror image of that shown;

FIG. 4 is an enlarged fragmentary front elevation view thereof; and,

FIG. 5 is a cross-sectional view taken along line 5—5 in FIG. 4.




FIG.1




FIG.2




FIG.3

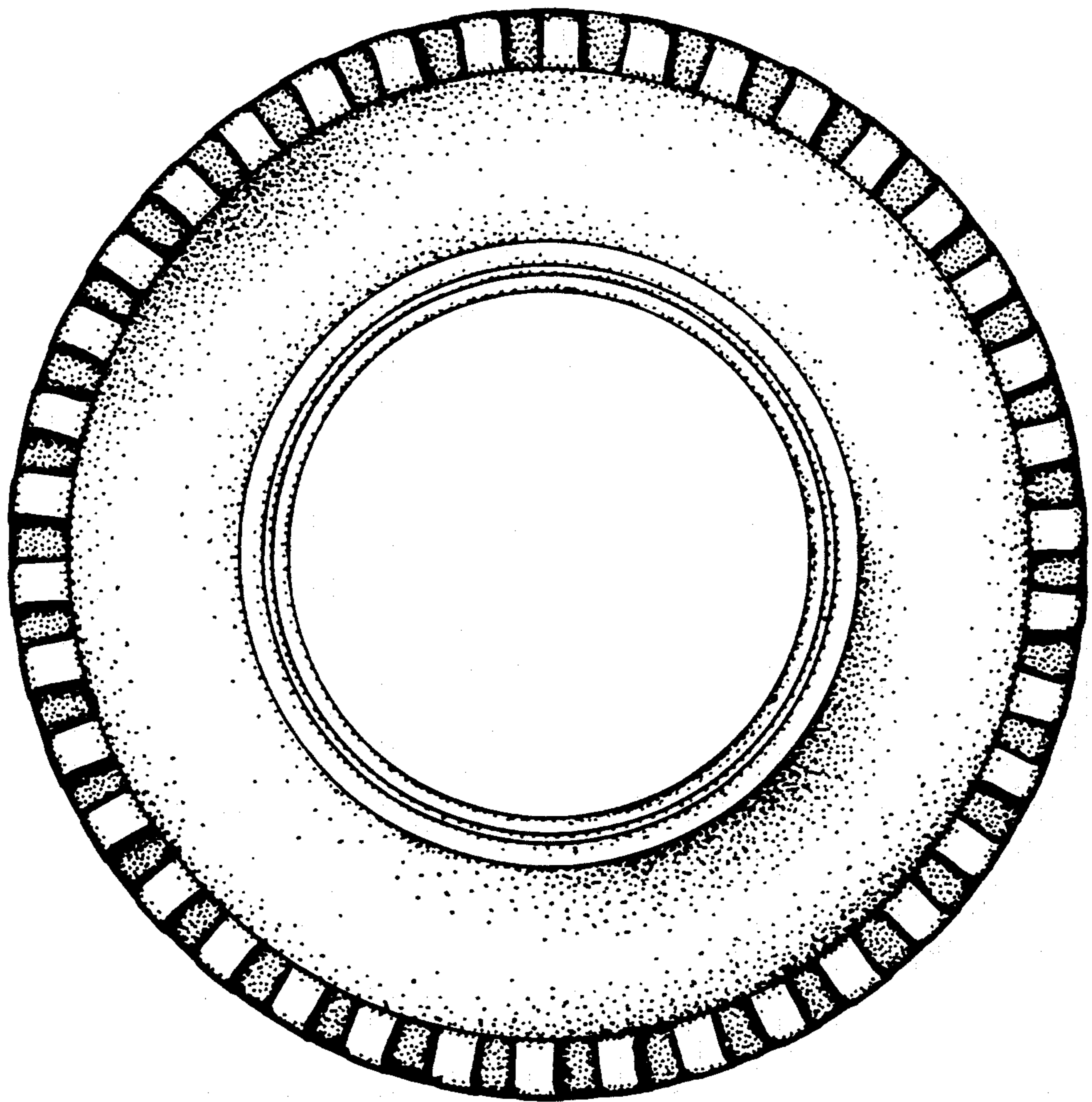


FIG.4




FIG.5

