



US00D337963S

United States Patent [19]

[11] Patent Number: **Des. 337,963**

Gladorisi

[45] Date of Patent: **** Aug. 3, 1993**

[54] **PIERCELESS, CLIPLESS EARRING**

4,282,721 8/1981 Roach et al. D11/42
4,827,738 5/1989 Rothal 63/14.1

[76] Inventor: **Marie M. Gladorisi**, 9331 Mallard St., Springhill, Fla. 34606

Primary Examiner—A. Hugo Word
Assistant Examiner—R. Seifert
Attorney, Agent, or Firm—Leon Gilden

[**] Term: **14 Years**

[21] Appl. No.: **669,280**

[57] **CLAIM**

[22] Filed: **Mar. 14, 1991**

The ornamental design for a pierceless, clipless earring, as shown and described.

[52] U.S. Cl. **D11/40; D11/45**

[58] Field of Search **D11/1, 2, 40-51, D11/54-78; 63/1.1, 2, 12-14.8**

DESCRIPTION

[56] **References Cited**

U.S. PATENT DOCUMENTS

| | | | | |
|------------|---------|---------------------|-------|--------|
| D. 160,246 | 9/1950 | Brandano | | D11/40 |
| D. 161,239 | 12/1950 | Boucher | | D11/77 |
| D. 301,700 | 6/1989 | Coleman | | D11/43 |
| 1,743,006 | 1/1930 | Prescott-Richardson | | 63/12 |
| 2,009,537 | 7/1935 | Williams | | D11/45 |
| 2,409,369 | 10/1946 | Lo Curto | | D11/70 |

FIG. 1 is a front elevational view of a pierceless, clipless earring showing my new design; FIG. 2 is a rear elevational view thereof; FIG. 3 is a left side elevational view thereof; FIG. 4 is a right side elevational view thereof; FIG. 5 is a top plan view thereof; FIG. 6 is a bottom plan view thereof; and, FIG. 7 is a front elevational view shown in a position of use, the broken line showing of an ear is for illustrative purposes only and forms no part of the claimed design.




FIG. 1




FIG. 2

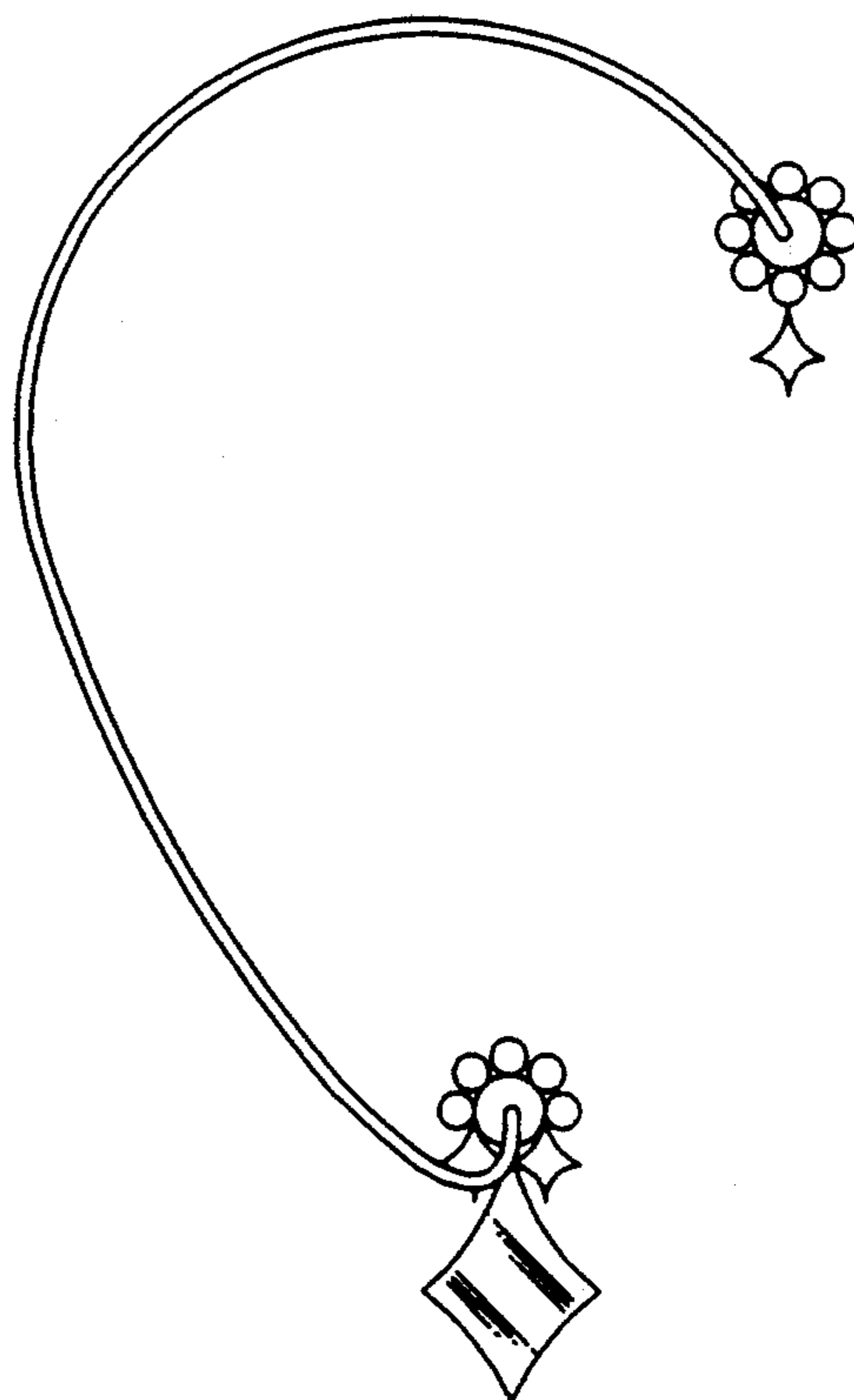


FIG. 3

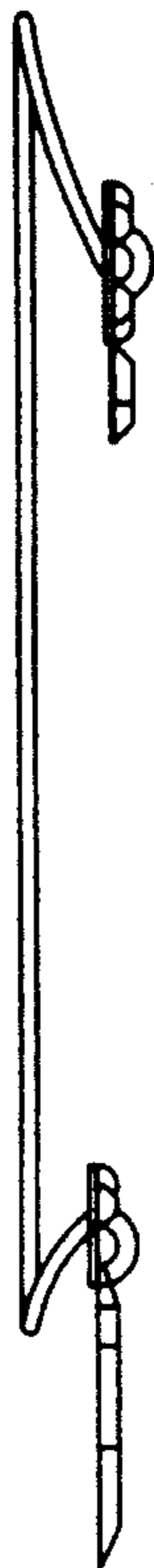


FIG. 4



FIG. 5




FIG. 6



FIG. 7

