



US00D337960S

United States Patent [19]

Yuen

[11] Patent Number: Des. 337,960

[45] Date of Patent: ** Aug. 3, 1993

[54] **PORTABLE BURGLAR ALARM**

[75] Inventor: **John S. Yuen, Kowloon, Hong Kong**

[73] Assignee: **John Manufacturing Limited, Hong Kong**

[**] Term: **14 Years**

[21] Appl. No.: **735,480**

[22] Filed: **Jul. 25, 1991**

[30] **Foreign Application Priority Data**

Jan. 29, 1991 [GB] United Kingdom 2012677

[52] U.S. Cl. **D10/106**

[58] Field of Search D10/104, 106, 116, 118,
D10/121; 340/540, 541, 545, 546, 569, 570, 571,
572, 573

[56] **References Cited**

U.S. PATENT DOCUMENTS

- D. 259,255 5/1981 Menzies et al. D10/106
- D. 260,741 9/1981 Zam D10/106
- 4,196,422 4/1980 Swigert et al. 340/545

- 4,205,300 5/1980 Ho et al. 340/545
- 4,633,232 12/1986 Nelson et al. 340/571
- 4,837,559 6/1989 Green, Sr. 340/571
- 4,908,607 3/1990 Yannotti et al. 340/571

FOREIGN PATENT DOCUMENTS

1050137 4/1988 United Kingdom .

Primary Examiner—Wallace R. Burke

Assistant Examiner—Marcia Jackson

Attorney, Agent, or Firm—Fay, Sharpe, Beall, Fagan,
Minnich & McKee

[57] **CLAIM**

The ornamental design for an portable burglar alarm, as shown and described.

DESCRIPTION

FIG. 1 is a left side elevational view of an portable burglar alarm showing my new design;
 FIG. 2 is a front elevational view thereof;
 FIG. 3 is a right side elevational view thereof;
 FIG. 4 is a rear elevational view thereof;
 FIG. 5 is a top plan elevational view thereof; and,
 FIG. 6 is a bottom plan elevational view thereof.

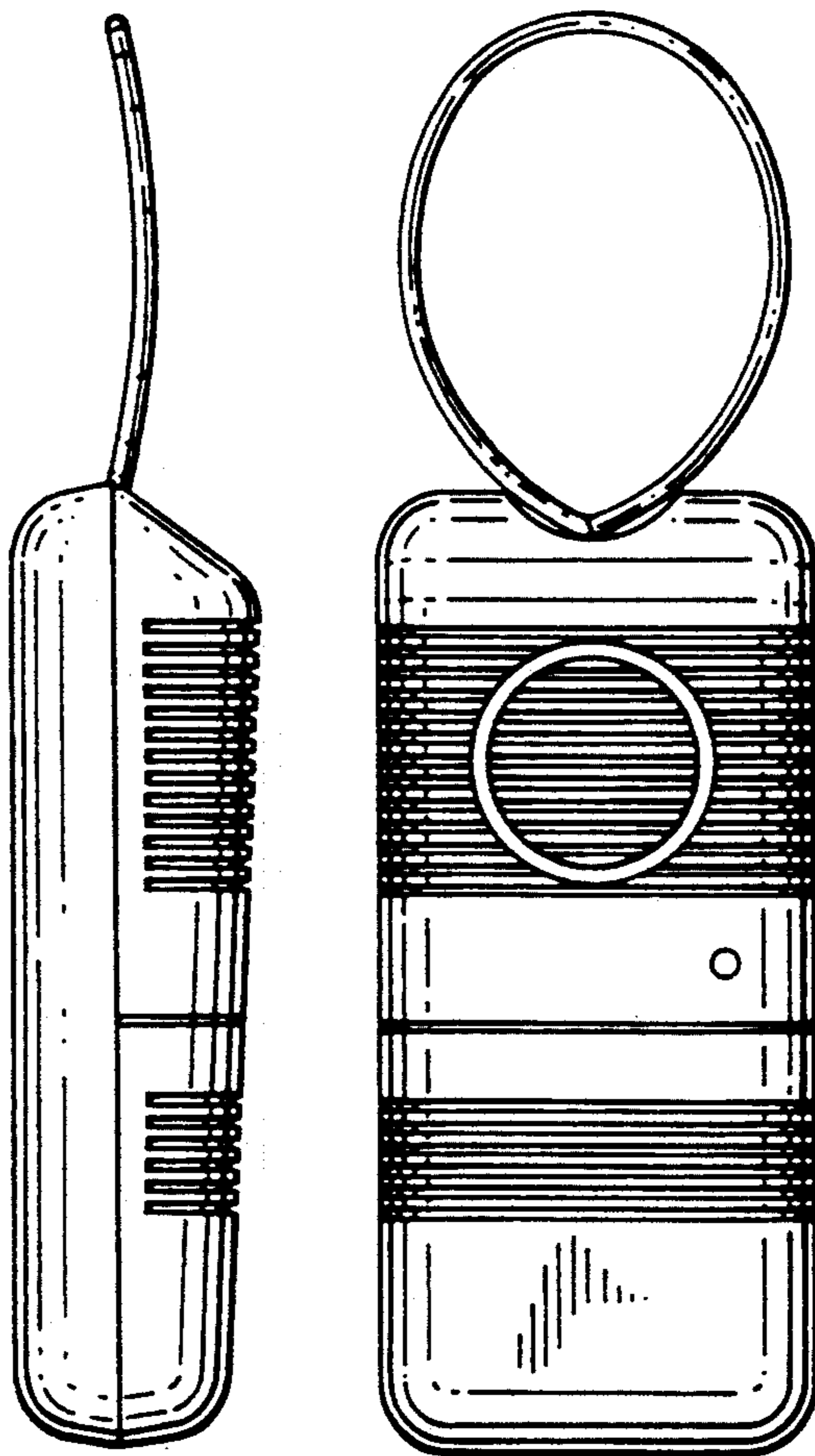


FIG. 1.

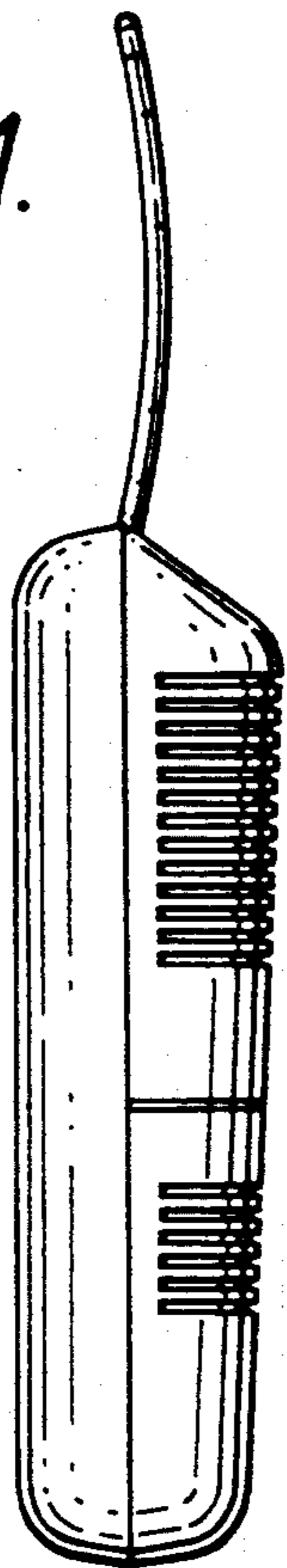


FIG. 2.




FIG. 3.

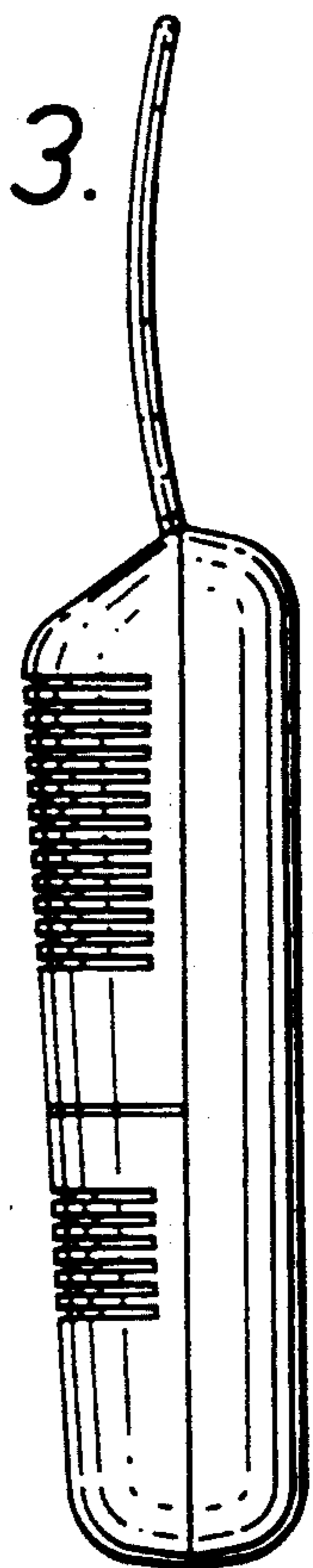


FIG. 4.




FIG. 5.




FIG. 6.

