



US00D337935S

**United States Patent** [19]  
**Hawley**

[11] **Patent Number: Des. 337,935**  
[45] **Date of Patent: \*\* Aug. 3, 1993**

[54] **SWIVEL HOOK**

[76] **Inventor: James L. Hawley, RR. #3, Iola, Kans. 66749**

[\*\*] **Term: 14 Years**

[21] **Appl. No.: 757,510**

[22] **Filed: Sep. 11, 1991**

[52] **U.S. Cl. .... D8/367**

[58] **Field of Search ..... D8/367, 382, 396, 349; 24/241 PS, 241 P, 236; 294/82.1, 82.19**

[56] **References Cited**

**U.S. PATENT DOCUMENTS**

- D. 157,122 2/1950 Blake et al. .... D8/367 X
- D. 208,815 10/1967 Hubbard ..... D8/349

**OTHER PUBLICATIONS**

Sailboat & Equipment Directory, 1984, p. 51, shackle, on left hand side.

*Primary Examiner*—Wallace R. Burke  
*Assistant Examiner*—H. Baynham  
*Attorney, Agent, or Firm*—Hugh E. Smith

[57] **CLAIM**

The ornamental design for a swivel hook, as shown and described.

**DESCRIPTION**

FIG. 1 is a front elevational view of the swivel hook showing my new design;  
FIG. 2 is a rear elevational view thereof;  
FIG. 3 is a left side elevational view thereof;  
FIG. 4 is a right side elevational view thereof;  
FIG. 5 is a top plan view thereof; and,  
FIG. 6 is a bottom plan view thereof.

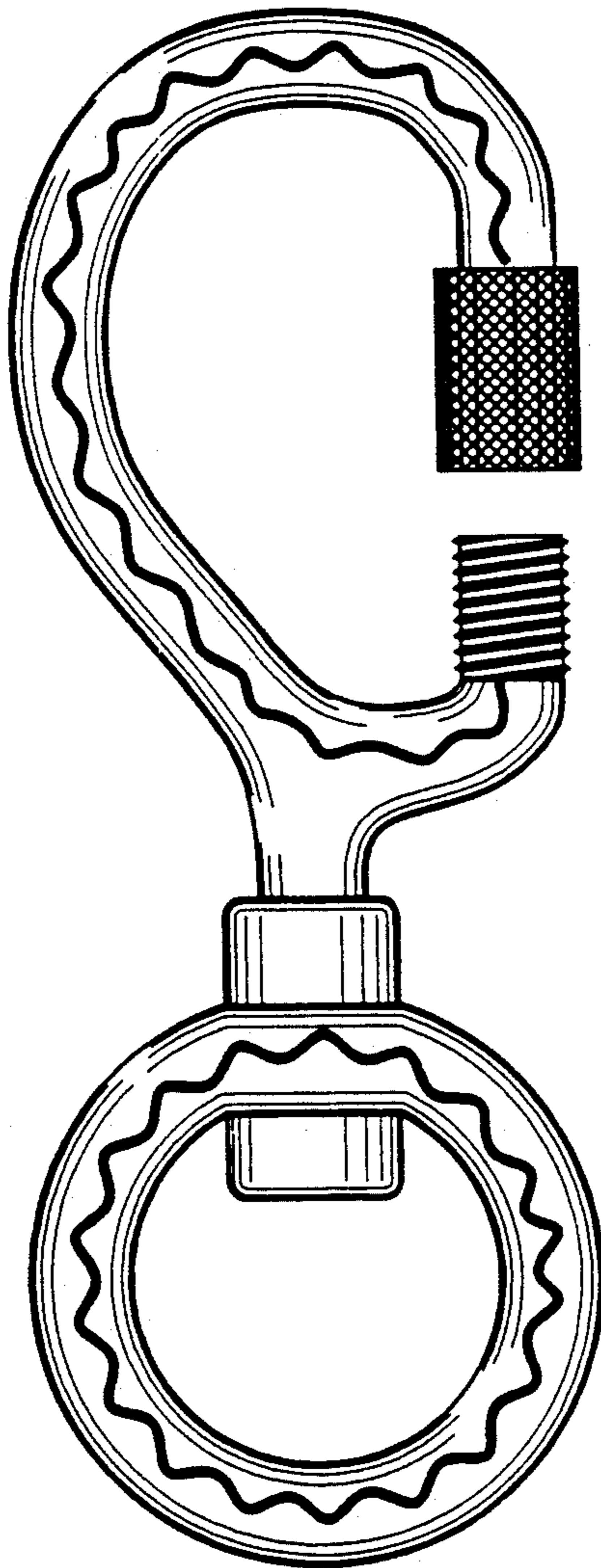


FIG. 1

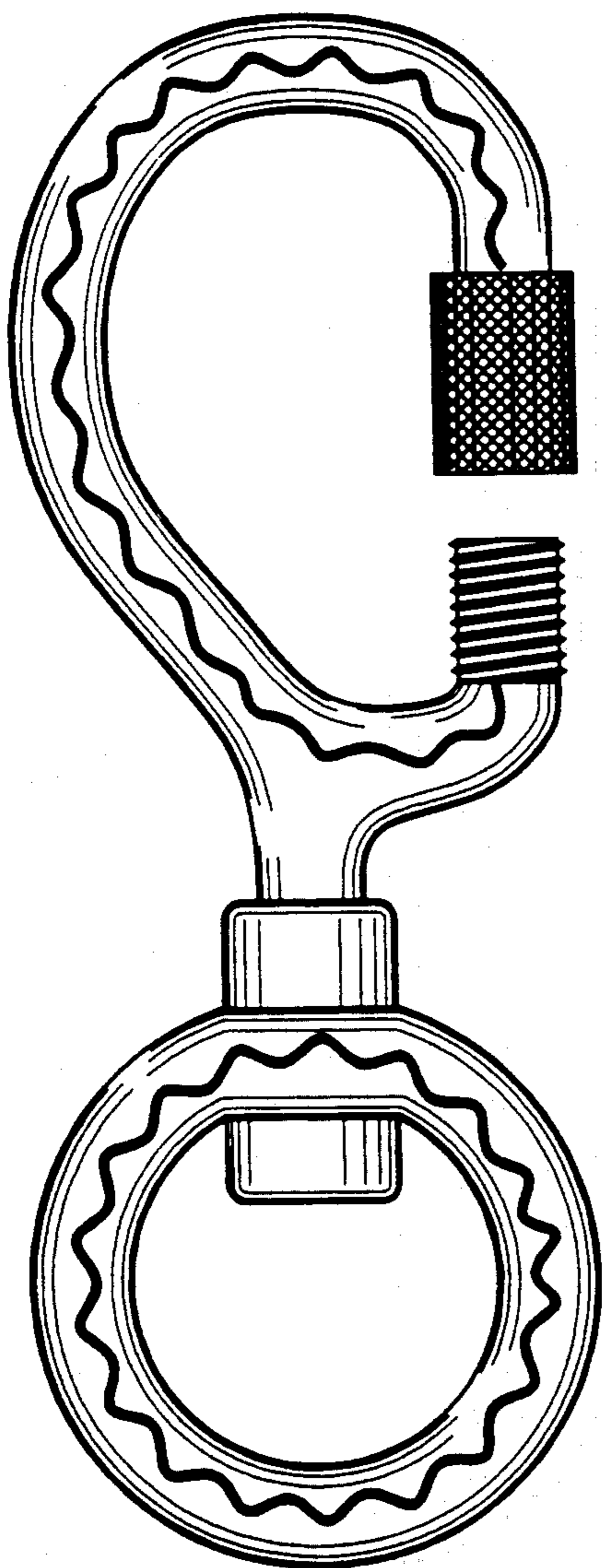


FIG. 2

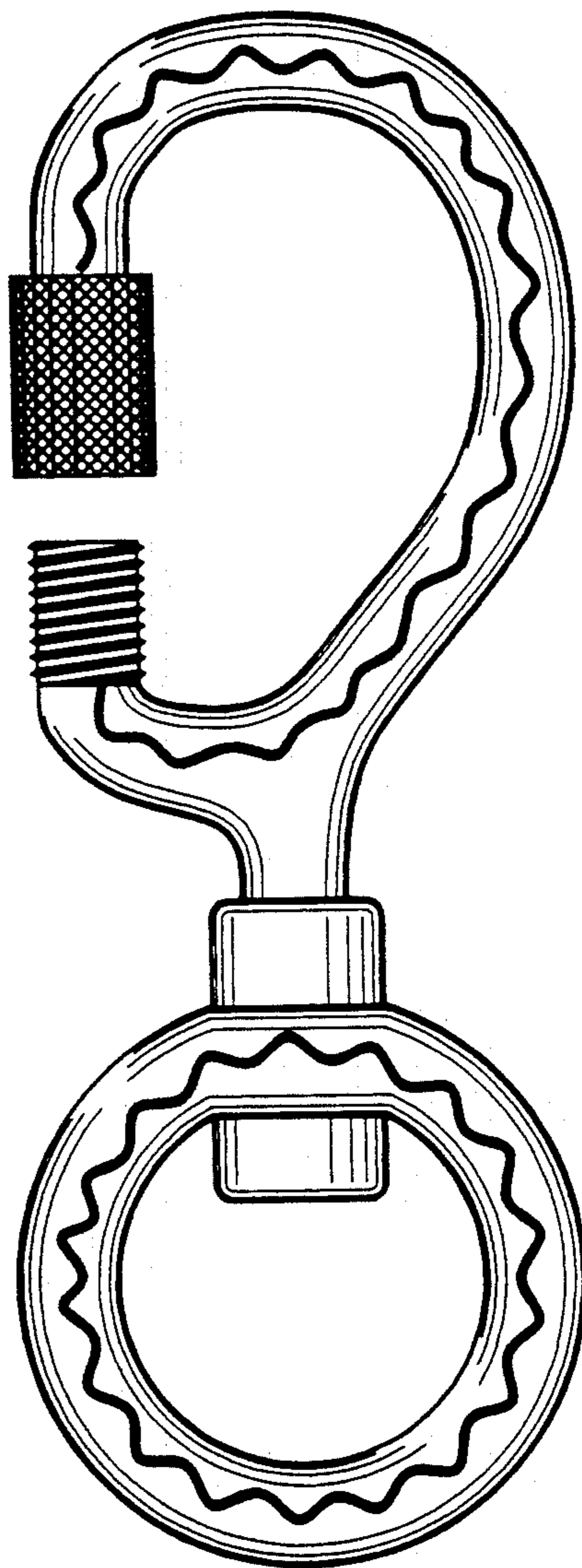


FIG. 3

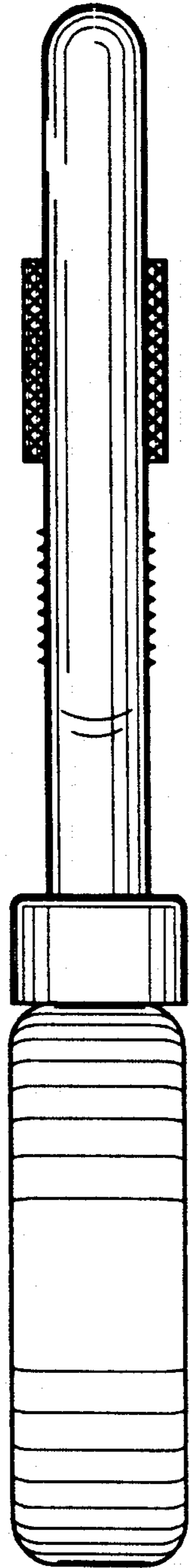
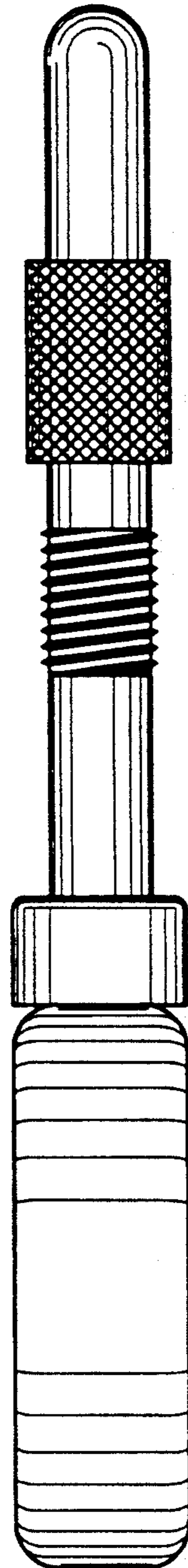



FIG. 4



*FIG. 5*



*FIG. 6*

