



US00D337934S

United States Patent [19]

[11] Patent Number: **Des. 337,934**

Young

[45] Date of Patent: **** Aug. 3, 1993**

[54] **REMOVABLE TIE DOWN CLAMP FOR A PICKUP TRUCK CANOPY**

D. 239,364	3/1976	Mooney et al.	D8/396
D. 266,481	10/1982	Davies	D8/73
D. 308,627	6/1990	Guffey	D8/356
D. 319,571	9/1991	Bennett et al.	D8/356
4,850,770	7/1989	Millar, Jr.	410/110

[76] Inventor: **Gordon R. Young**, 17845 S. Edgewood St., Oregon City, Oreg. 97045

Primary Examiner—Wallace R. Burke
Assistant Examiner—H. Baynham
Attorney, Agent, or Firm—Lee R. Schermerhorn

[**] Term: **14 Years**

[21] Appl. No.: **748,386**

[57] **CLAIM**

[22] Filed: **Aug. 22, 1991**

The ornamental design for a removable tie down clamp for a pickup truck canopy, as shown.

[52] U.S. Cl. **D8/356; D8/355; D8/73**

DESCRIPTION

[58] **Field of Search** D8/356, 349, 383, 396, D8/73, 394; 410/110, 96, 107; 248/117.4, 117.6-117.7, 229; 296/128; 24/115 J

FIG. 1 is a perspective view of the removable tie down clamp for a pickup truck canopy;
FIG. 2 is a top plan view;
FIG. 3 is a side elevational view with the opposite side being a mirror image;
FIG. 4 is a front elevational view;
FIG. 5 is a rear elevational view; and,
FIG. 6 is a bottom plan view.

[56] **References Cited**

U.S. PATENT DOCUMENTS

D. 172,863	8/1954	Buckley	D8/73
D. 224,958	10/1972	Smith et al.	D8/373 X

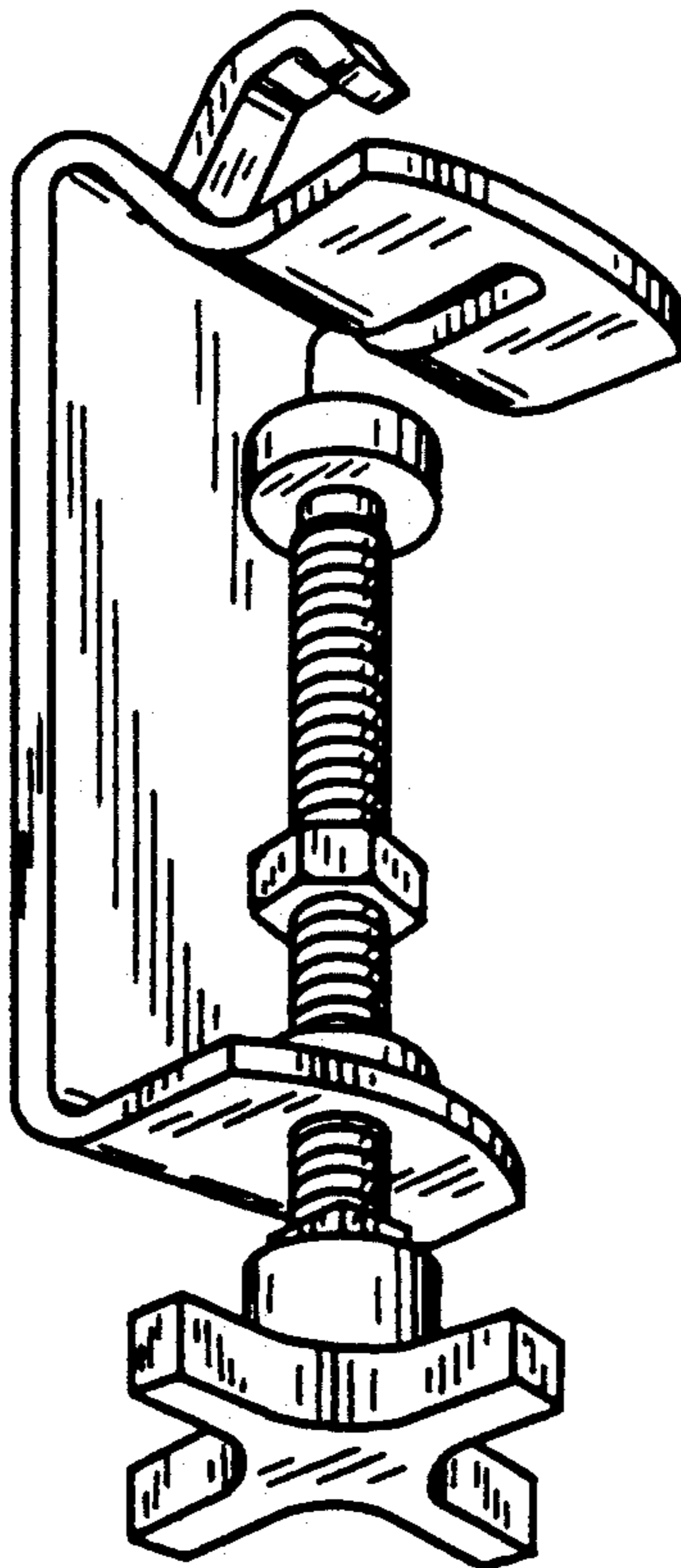


FIG. 1

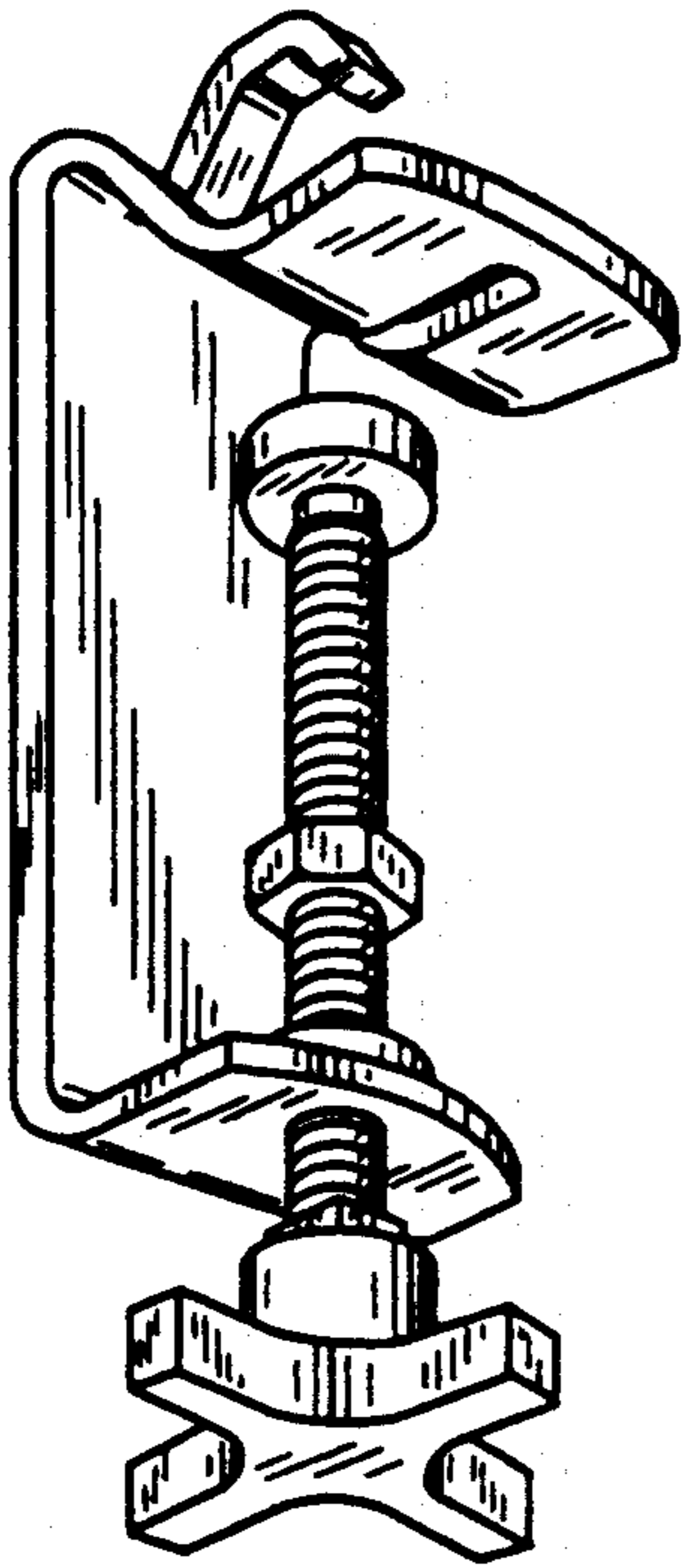


FIG. 2

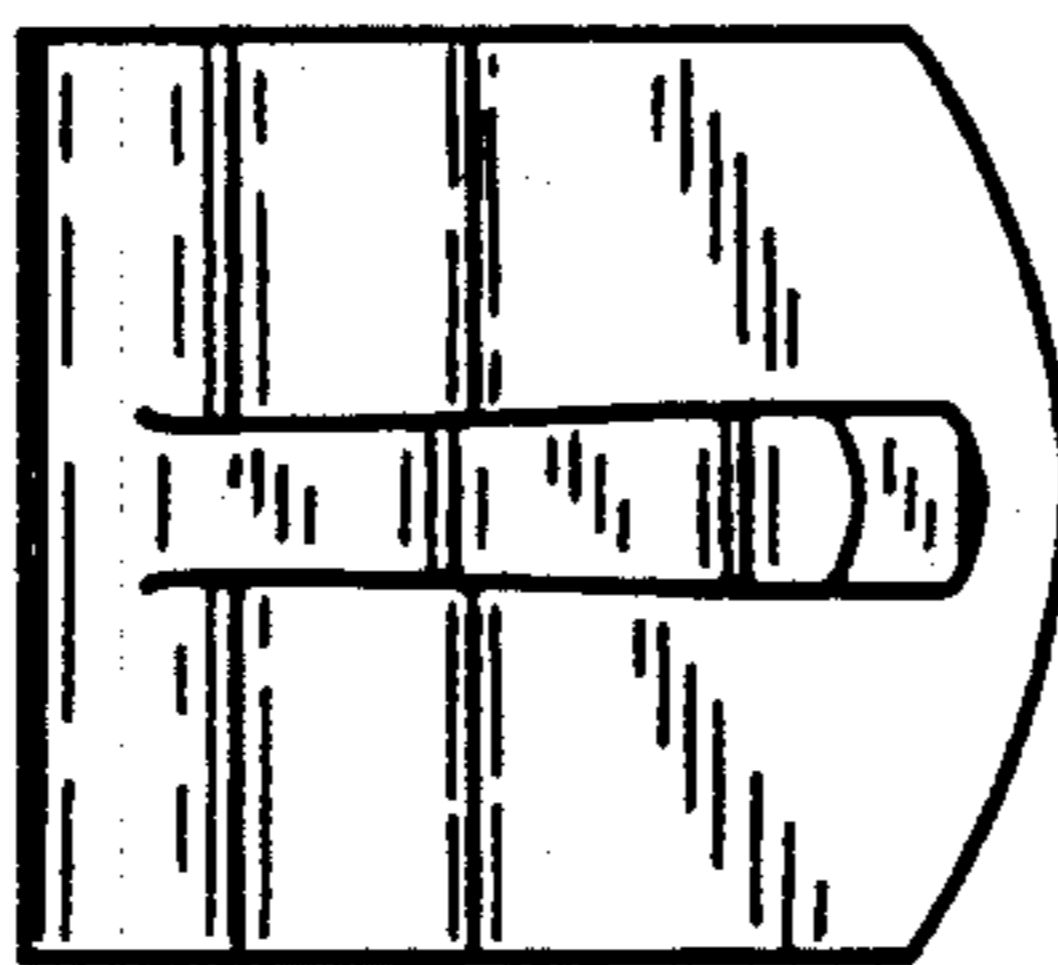


FIG. 5




FIG. 3

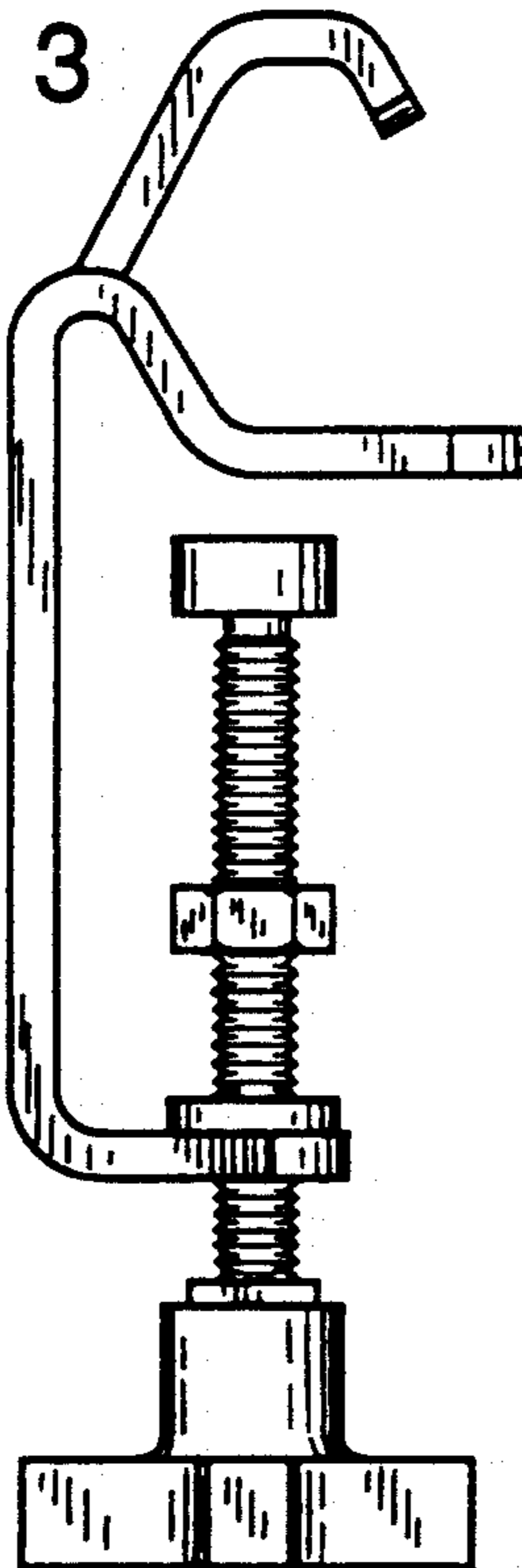


FIG. 4

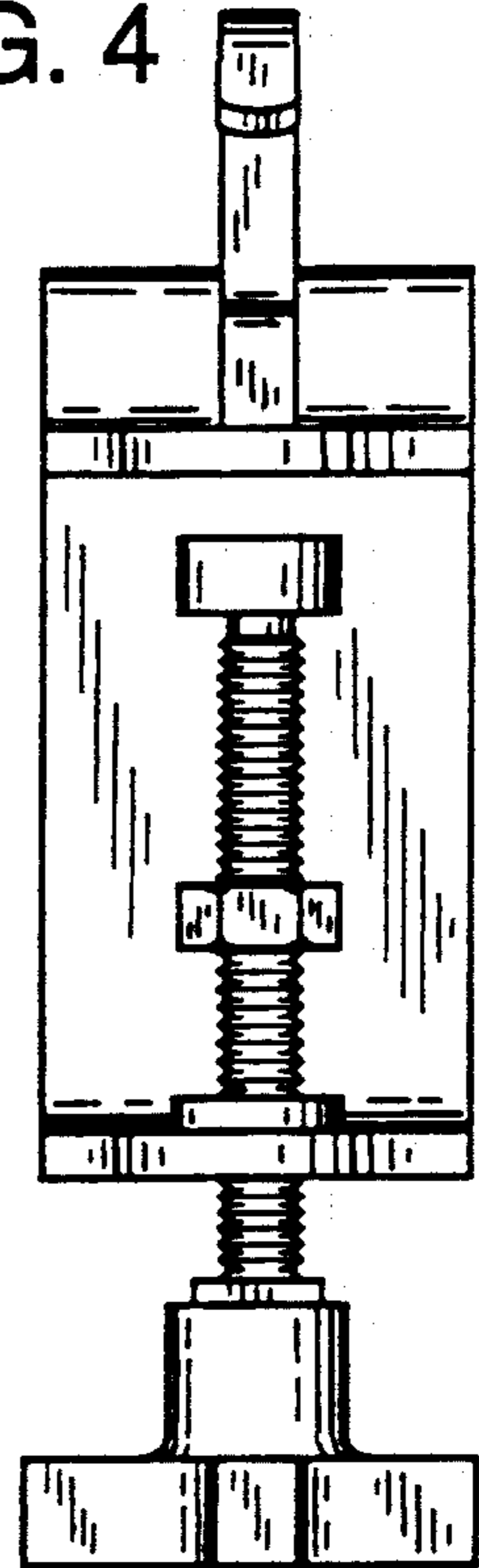


FIG. 6

