



US00D337932S

United States Patent [19]

[11] Patent Number: **Des. 337,932**

Reed et al.

[45] Date of Patent: **** Aug. 3, 1993**

[54] **HANDLE**

4,040,695 8/1977 Brann 16/112
4,922,576 5/1990 Weidner et al. 16/124

[75] Inventors: **William A. Reed, Cedarburg; David R. Pluskota; Dean G. Byczynski, both of Milwaukee, all of Wis.**

OTHER PUBLICATIONS

[73] Assignee: **U-Line Corporation, Milwaukee, Wis.**

An Aug. 1988 U-Line ad.
A 1987 Scotsman brochure.

[**] Term: **14 Years**

Primary Examiner—B. J. Bullock

[21] Appl. No.: **658,380**

[57] **CLAIM**

The ornamental design for a handle, as shown and described.

[22] Filed: **Feb. 20, 1991**

DESCRIPTION

[52] U.S. Cl. **D8/314**


[58] Field of Search D8/300, 306, 330, 336, D8/314-320; D15/81, 85, 89, 91; 16/110 R, 125, 126, 124, 112; 292/DIG. 71

FIG. 1 is a perspective view taken from the top, front and right side of a handle showing our new design; FIG. 2 is a top plan view thereof; FIG. 3 is a front elevational view thereof, the rear being unornamented; FIG. 4 is a bottom plan view thereof; and, FIG. 5 is a right side elevational view thereof, the left side being the mirror image of the right side shown.

[56] **References Cited**

U.S. PATENT DOCUMENTS

D. 261,983 11/1981 Tunzi D8/314
3,045,465 7/1962 Larson 292/DIG. 71






FIG. 1

FIG. 2




FIG. 3





FIG. 4

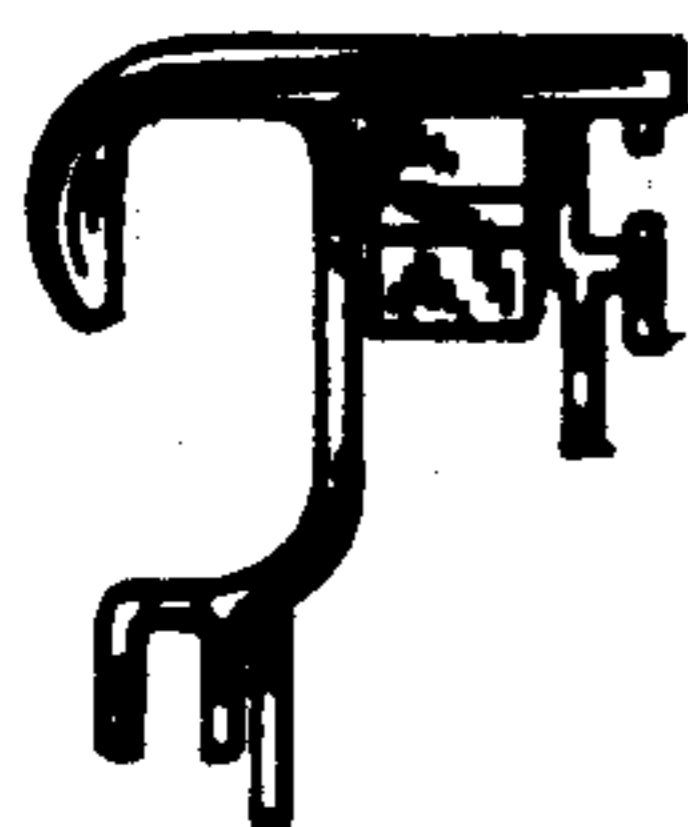


FIG. 5