



US00D337921S

United States Patent [19]

[11] Patent Number: **Des. 337,921**

Iodice

[45] Date of Patent: **** Aug. 3, 1993**

- [54] **COMBINED BOTTLE AND CAP**
- [75] Inventor: **Jerry G. Iodice, Mahopac, N.Y.**
- [73] Assignee: **Ansa Company, Inc., Norwalk, Conn.**
- [**] Term: **14 Years**
- [21] Appl. No.: **771,541**
- [22] Filed: **Oct. 10, 1991**

- D. 304,763 11/1989 Yuan et al. D9/535 X
- D. 324,824 3/1992 Hansen D9/446 X
- D. 327,848 7/1992 Hanover D9/435
- D. 330,993 11/1992 Robbins, III D7/510
- 3,133,310 5/1964 Yorker et al. 222/546
- 3,282,478 11/1966 Russell 222/546
- 4,502,603 3/1985 Hsu D24/197 X

Primary Examiner—Bernard Ansher
Assistant Examiner—Lucy Lieberman
Attorney, Agent, or Firm—Wood, Herron & Evans

Related U.S. Application Data

- [63] Continuation-in-part of Ser. No. 756,753, Sep. 9, 1991, abandoned.
- [52] U.S. Cl. **D7/511; D9/535; D9/446; D9/447**
- [58] Field of Search **D9/535, 446, 435, 447, D9/449, 337, 338; D7/510, 511; 215/1 R, 1 C, 1 A, 100 A, 11.1; 222/546, 566; D24/197**

[57] CLAIM

The ornamental design for an combined bottle and cap, as shown and described.


DESCRIPTION

FIG. 1 is a front view of an combined bottle and cap, the rear being a mirror image;
 FIG. 2 is a side view thereof, the other side being a mirror image;
 FIG. 3 is a top view;
 FIG. 4 is a bottom view;
 FIG. 5 is a front view of the combined bottle and cap depicted in FIGS. 1-4 having an alternative cap; and,
 FIG. 6 is a top view of FIG. 5.

[56] References Cited

U.S. PATENT DOCUMENTS

- D. 286,911 11/1986 Campbell et al. D24/197
- D. 298,015 10/1988 Gendron et al. D9/447



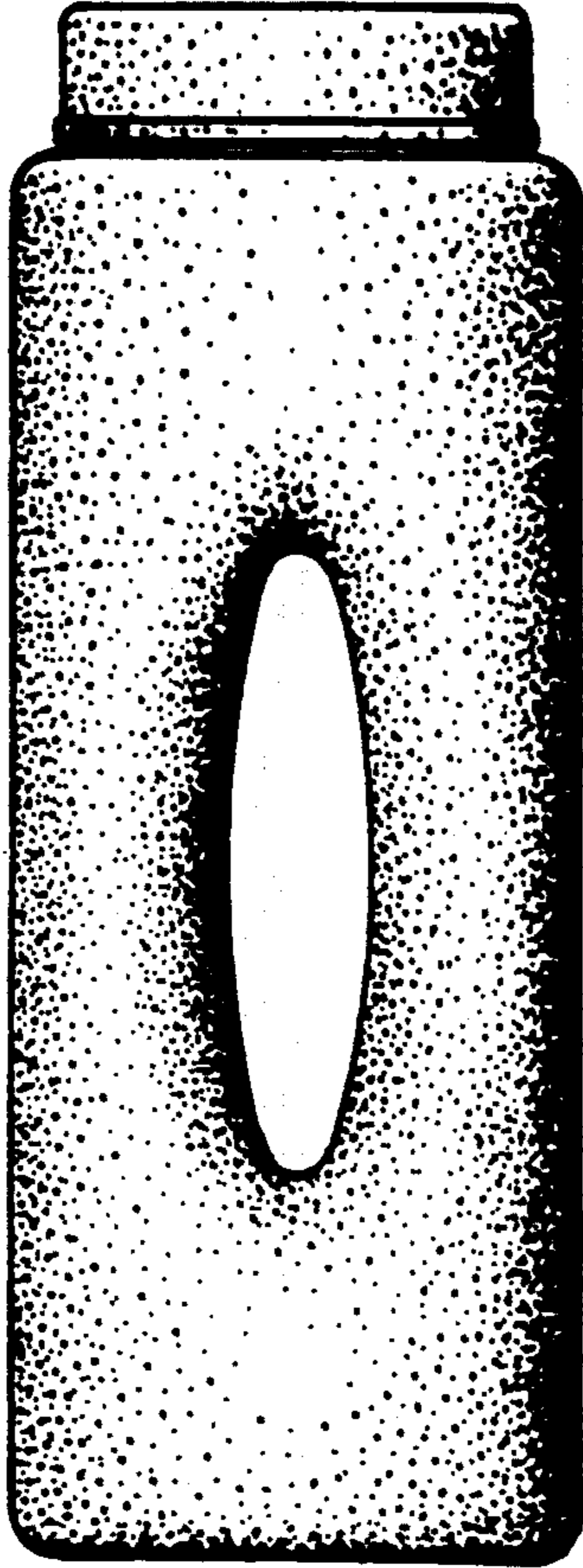


FIG. 1

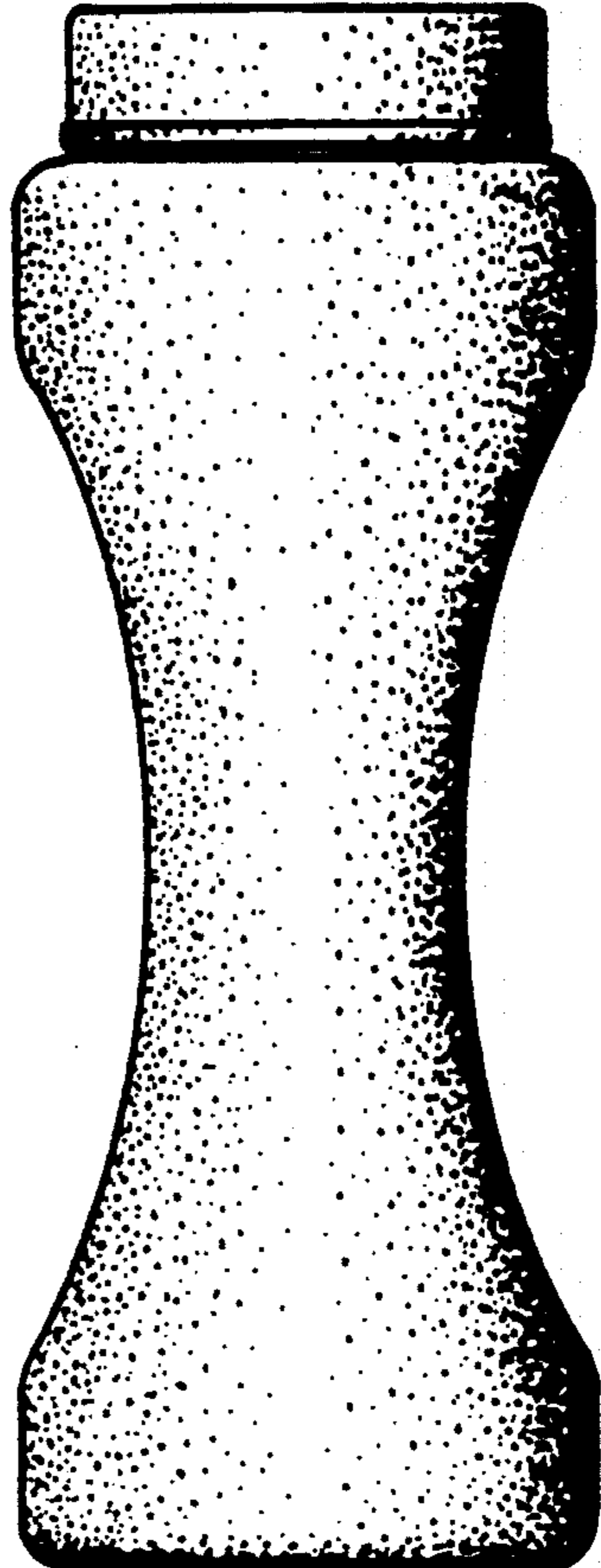


FIG. 2




FIG. 3




FIG. 4

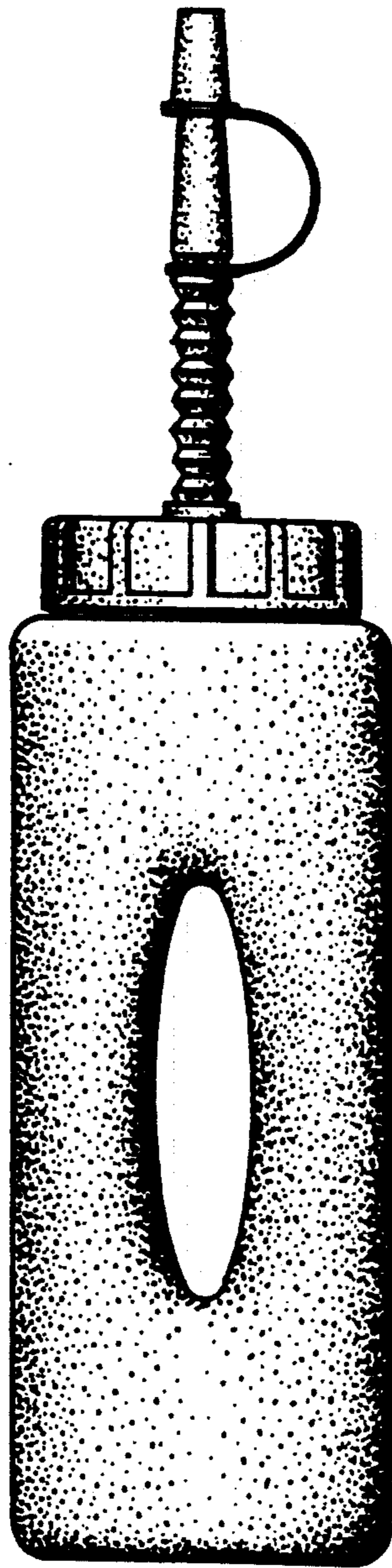


FIG. 5

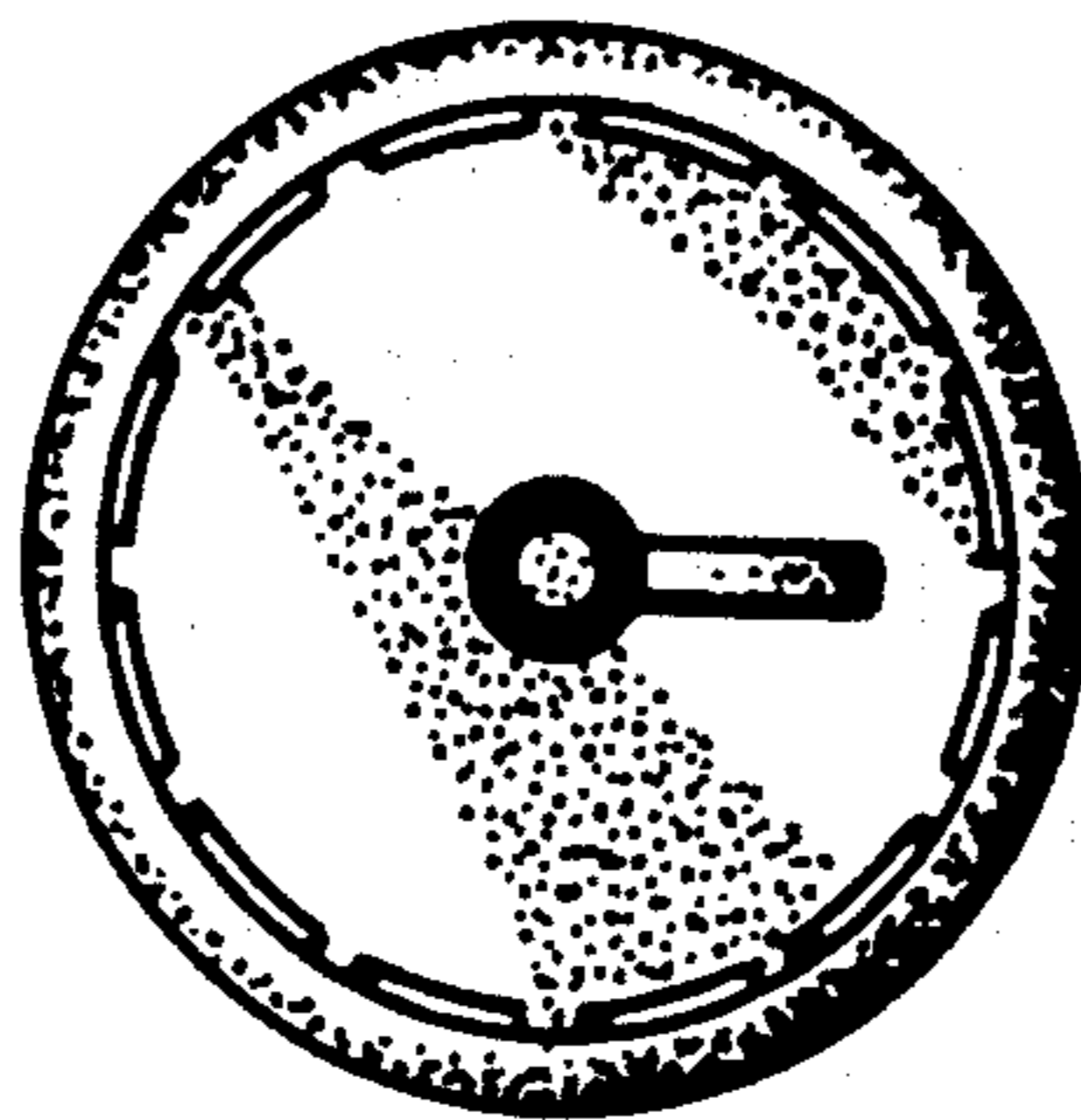


FIG. 6