



US00D337920S

# United States Patent [19]

[11] Patent Number: **Des. 337,920**

Rowe

[45] Date of Patent: **\*\* Aug. 3, 1993**

[54] **COMBINED CUP AND CAP**

[76] Inventor: **Charles F. Rowe**, P.O. Box 230364, Encinitas, Calif. 92023

[\*\*] Term: **14 Years**

[21] Appl. No.: **557,694**

[22] Filed: **Jul. 25, 1990**

[52] U.S. Cl. .... **D7/507; D7/507; D7/511; D7/513**

[58] Field of Search ..... **D7/507, 300.1, 396.2, D7/412, 510, 536, 533, 509, 511, 391, 300, 513, 392.1, 392; 210/474; 215/11.6, 227, 11.1; 220/709, 705, 735, 707, 708, 367, 737, 912, 713, 714, 23.83, 702, 700; 62/459; 222/570, 147; 229/1.5 B; D9/454, 435**

[56] **References Cited**

**U.S. PATENT DOCUMENTS**

D. 320,558	10/1991	Timm	.....	D9/454	X
700,653	5/1902	Jobson	.....	D7/396.2	X
962,641	6/1910	Kaufmann	.....	D7/536	X
1,607,863	11/1926	Betts	.....	229/1.5	C
1,768,771	7/1930	La Tourrette	.....	220/735	X
2,205,726	6/1940	Lehman	.....	220/735	
2,328,543	9/1943	Bauman	.....	D7/511	X
2,707,588	5/1955	Amberg	.....	D7/511	X

2,918,203	12/1959	Hodgson	.....	220/735	X
3,471,055	10/1969	Edwards	.....	D7/509	X
4,040,549	8/1977	Sadler	.....	D7/507	X
4,999,109	3/1991	Sabre	.....	210/474	X

**FOREIGN PATENT DOCUMENTS**

0060943	8/1912	Switzerland	.....	220/735	
---------	--------	-------------	-------	---------	--


*Primary Examiner*—Alan P. Douglas  
*Assistant Examiner*—M. N. Pandozzi  
*Attorney, Agent, or Firm*—David L. Baker

[57] **CLAIM**

The ornamental design for a combined cup and cap, as shown and described.

**DESCRIPTION**

FIG. 1 is a top perspective view of a combined cup and cap showing my new design;  
FIG. 2 is a top plan view of the cup and cup seal;  
FIG. 3 is an inverted perspective view of the cup and cup seal; and,  
FIG. 4 is an exploded perspective view of the cup and cup seal where the outside wall and entire chamber walls are partially broken away for convenience of illustration.  
The broken line showing of the spoon in FIG. 4 is for illustrative purposes only and forms no part of the claimed design.






FIG. 1

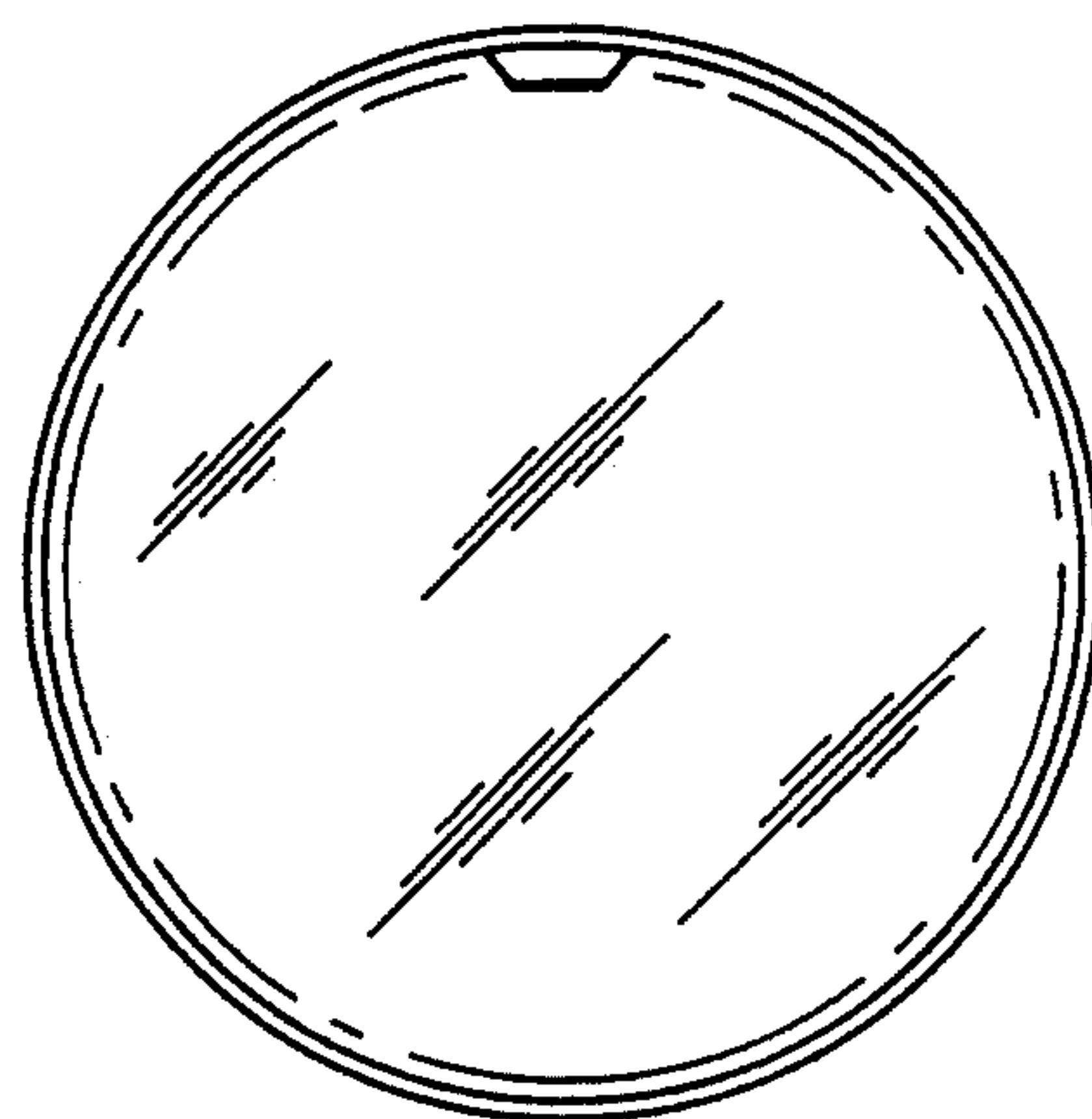


FIG. 2

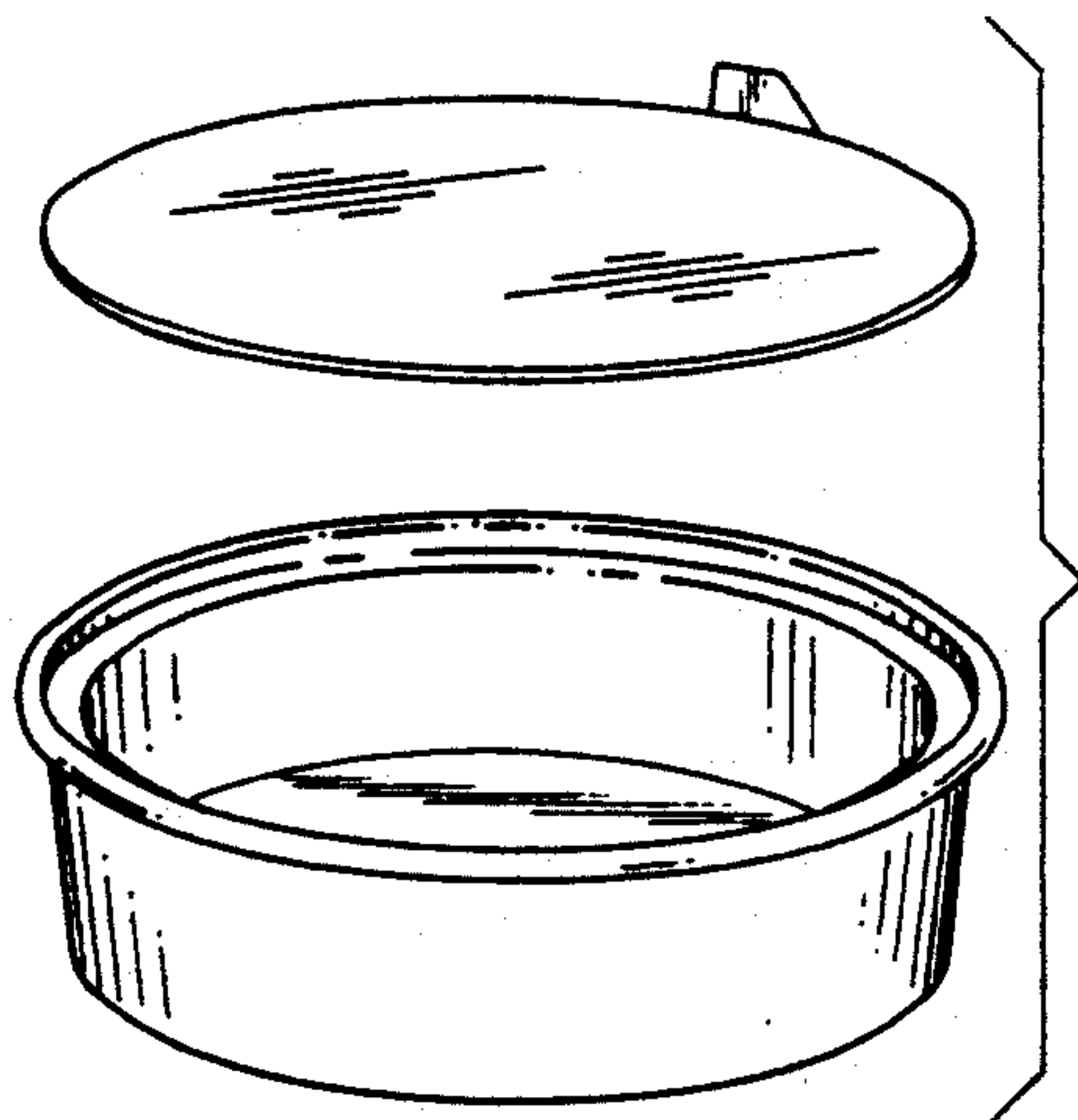


FIG. 3

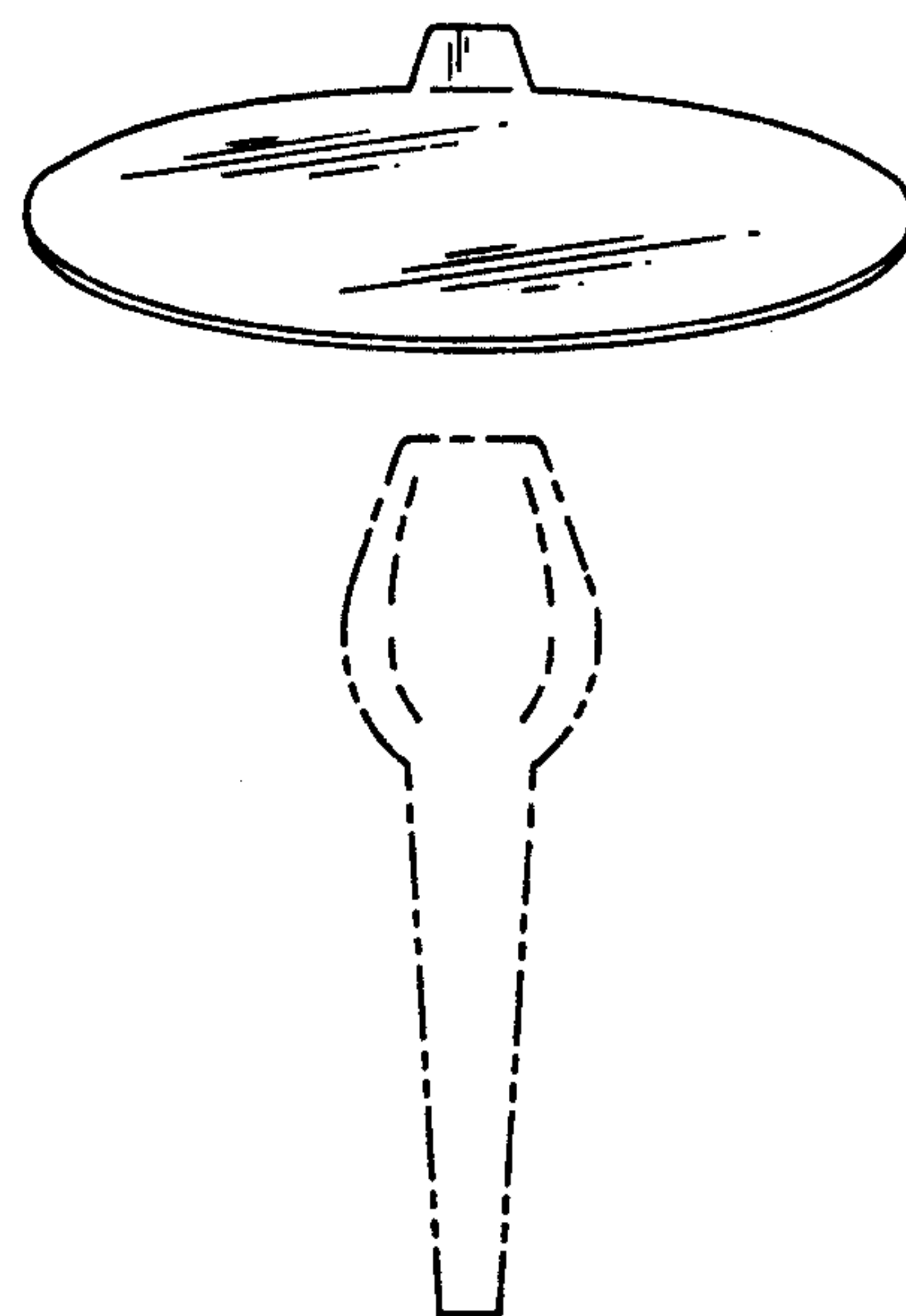


FIG. 4