



US00D337919S

United States Patent [19]

van der Molen

[11] Patent Number: **Des. 337,919**

[45] Date of Patent: **** Aug. 3, 1993**

[54] **COMPACT DISC STORAGE CABINET**

[75] Inventor: **Michael J. van der Molen,**
Westknollendam, Netherlands

[73] Assignee: **Molenco B.V.,** Purmerend,
Netherlands

[**] Term: **14 Years**

[21] Appl. No.: **807,579**

[22] Filed: **Dec. 13, 1991**

[30] **Foreign Application Priority Data**

Jun. 17, 1991 [WO] World Int. Prop. O. DM/019912

[52] U.S. Cl. **D6/407**

[58] Field of Search **D6/407, 432-448;**
D3/35; 206/387; 211/40-42; 312/9.1-9.11,
9.19, 9.2-9.29

[56] **References Cited**

U.S. PATENT DOCUMENTS

- D. 167,765 9/1952 Offner .
- D. 239,232 3/1976 Cockcroft .
- D. 240,579 7/1976 Bower .
- D. 257,797 1/1981 Aprahamian .

- D. 259,450 6/1981 Veralrud .
- D. 285,882 9/1986 Mt. Pleasant et al. .
- D. 286,712 11/1986 Wittner .
- D. 287,426 12/1986 Godfrey D3/35
- D. 308,607 6/1990 Price et al. D6/407
- D. 316,643 5/1991 Cheetham .
- D. 319,741 9/1991 Sylvester .
- D. 331,166 11/1992 Ohadi D6/407 X

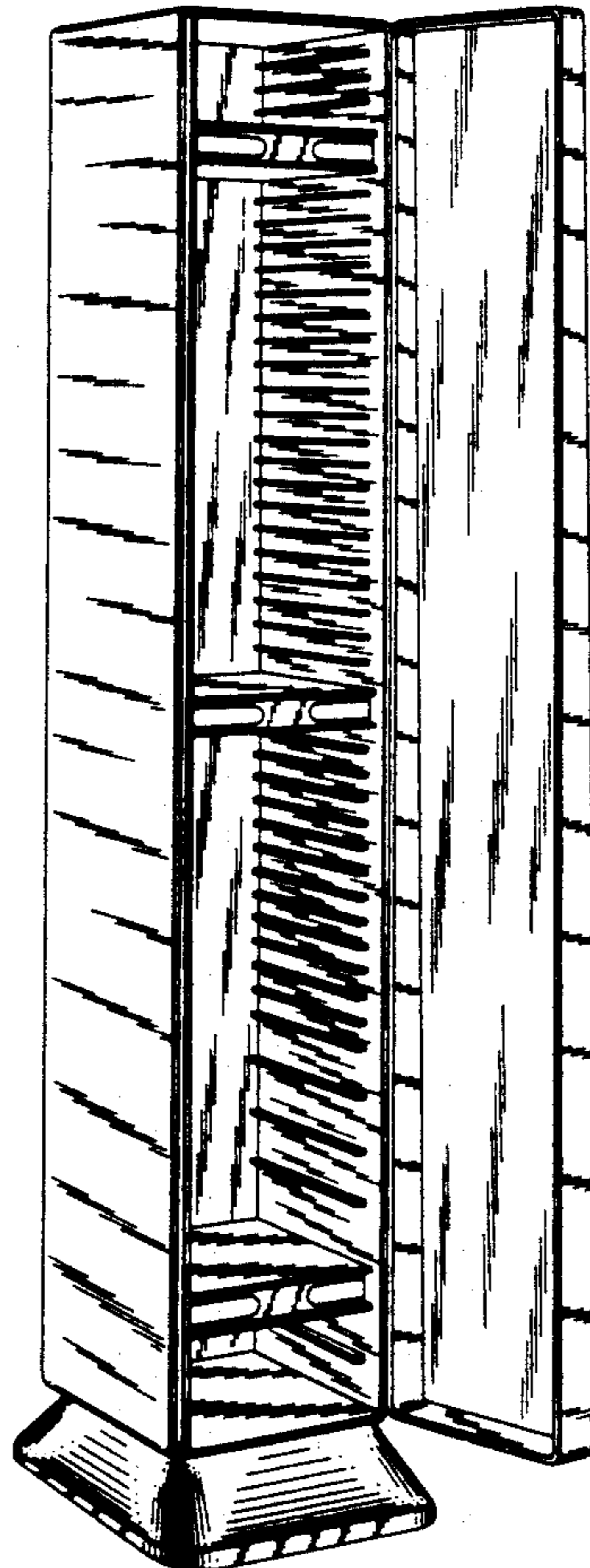
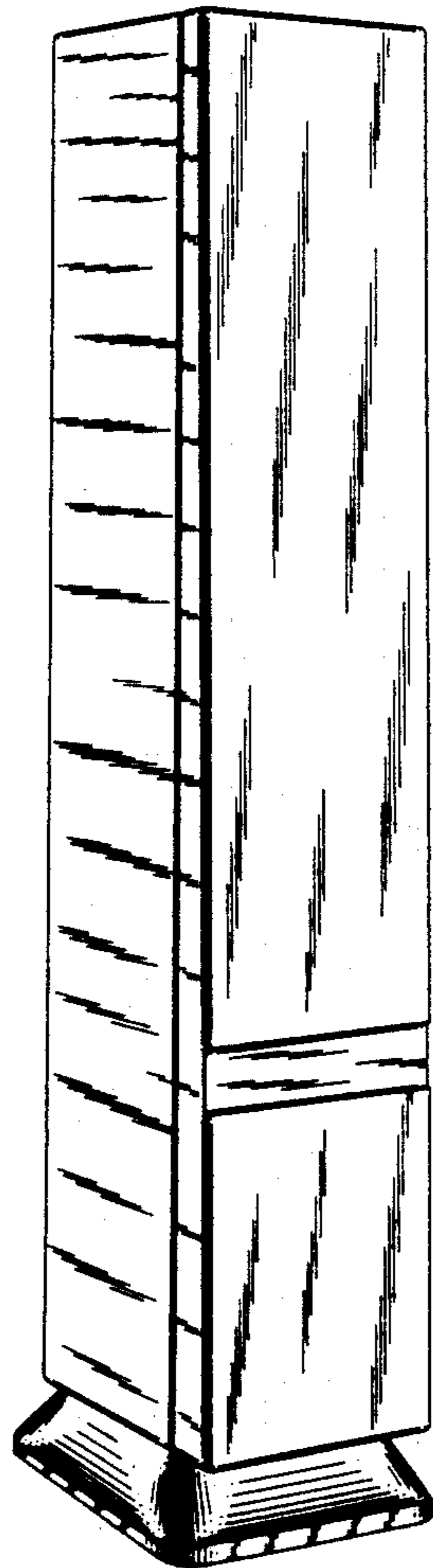
Primary Examiner—Carmen H. Vales-Lado
Attorney, Agent, or Firm—Lawrence E. Apolzon

[57] **CLAIM**

The ornamental design for a compact disc storage cabinet, as shown and described.

DESCRIPTION

- FIG. 1 is a front view of a compact disc storage cabinet showing my design;
- FIG. 2 is a right side view as seen when in use;
- FIG. 3 is a left side view as seen when in use;
- FIG. 4 is a top view;
- FIG. 5 is a back view;
- FIG. 6 is a bottom view;
- FIG. 7 is a perspective view;
- FIG. 8 is a perspective view with the door open.



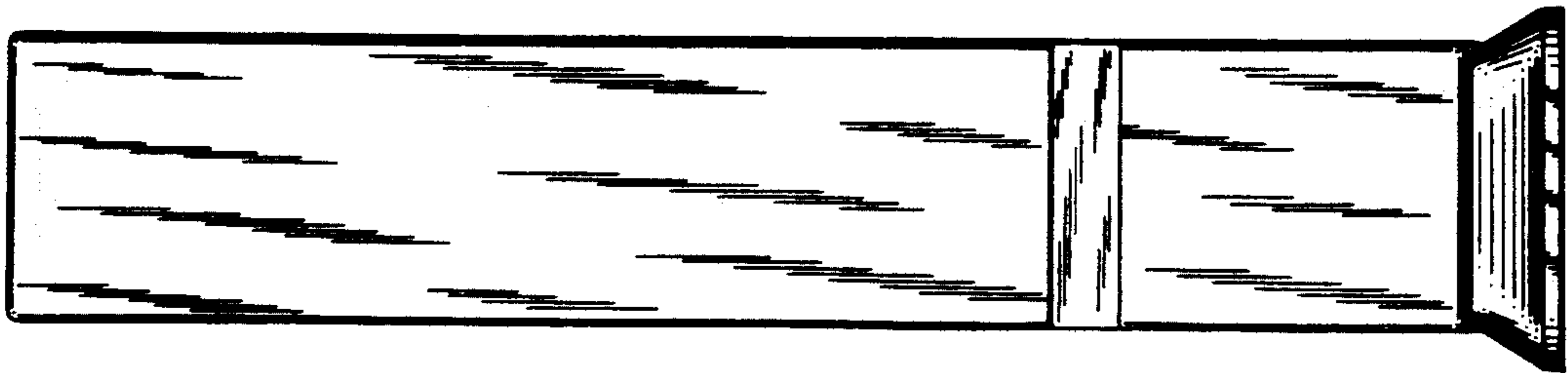


FIG. 1

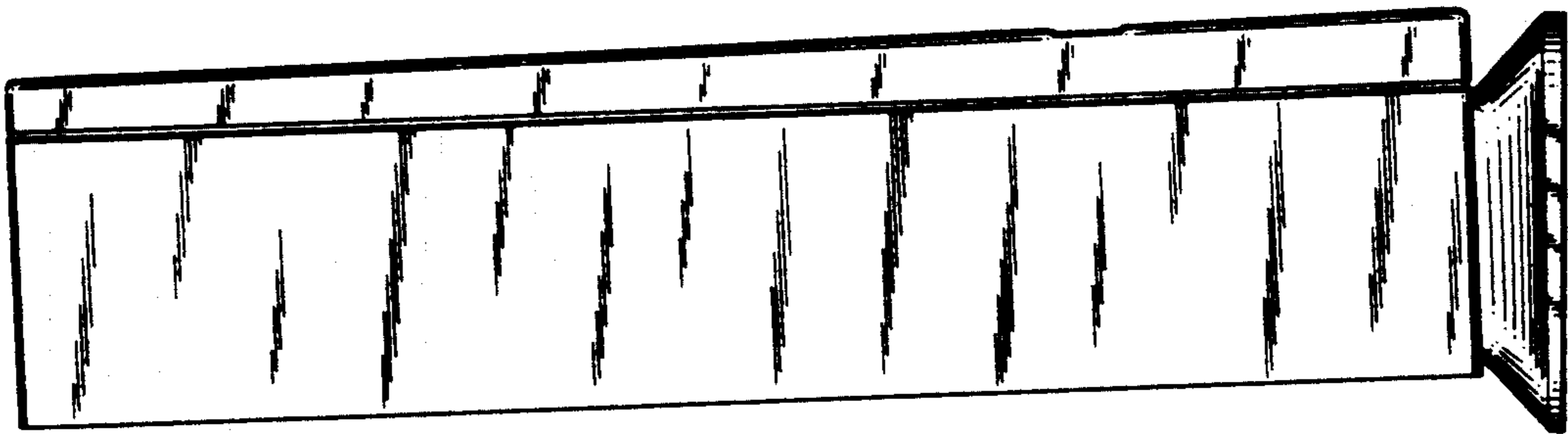


FIG. 2

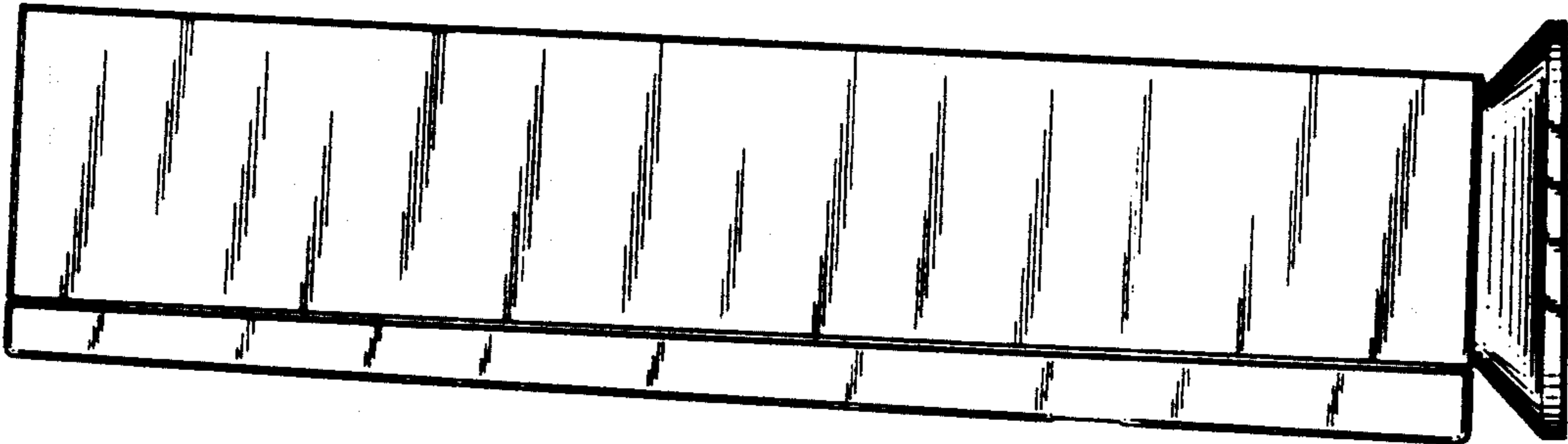


FIG. 3

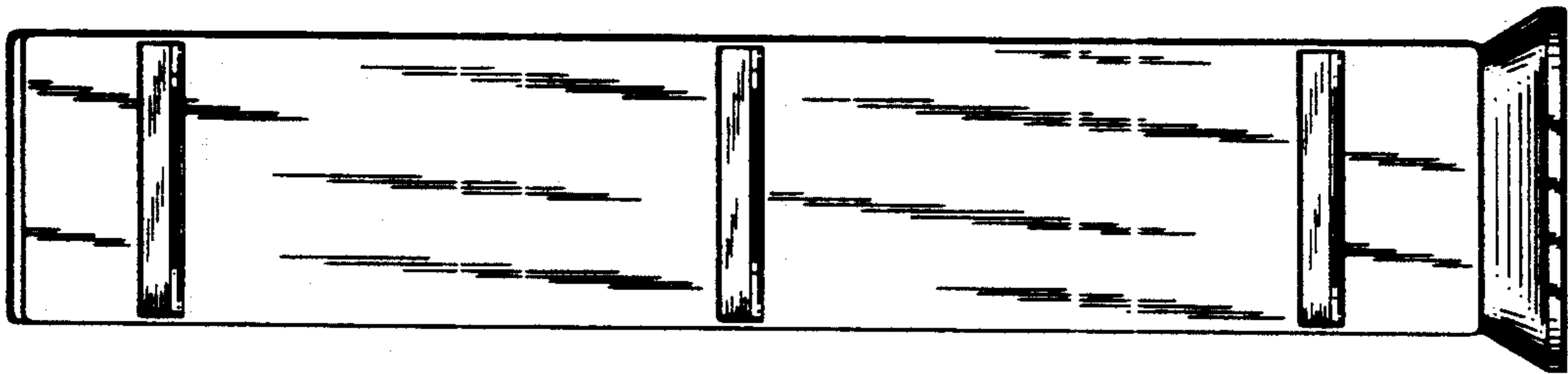


FIG. 5




FIG. 4




FIG. 6

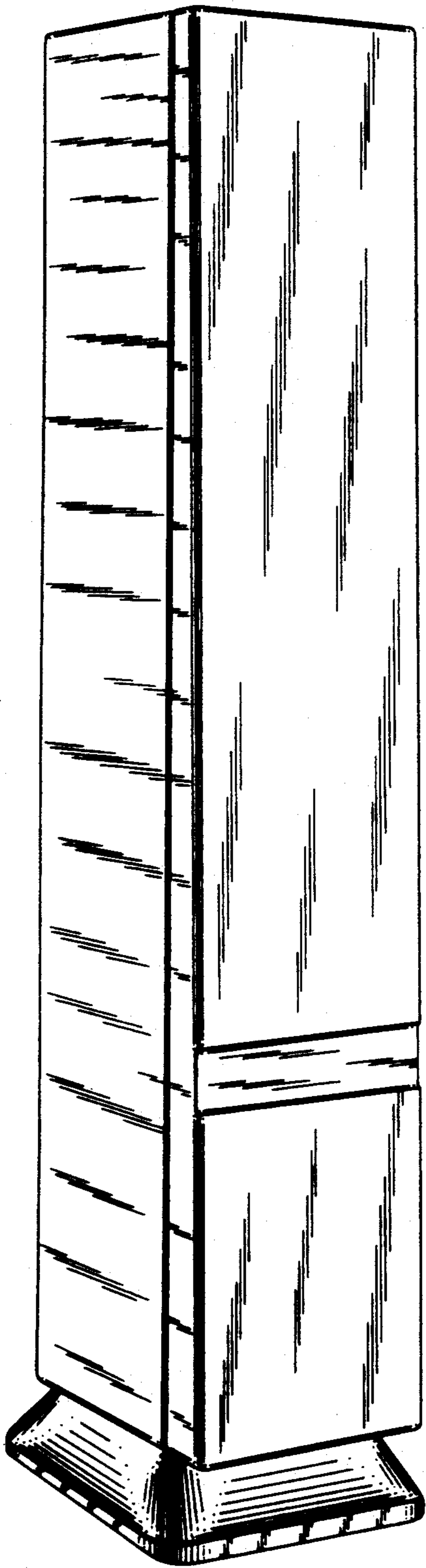


FIG. 7

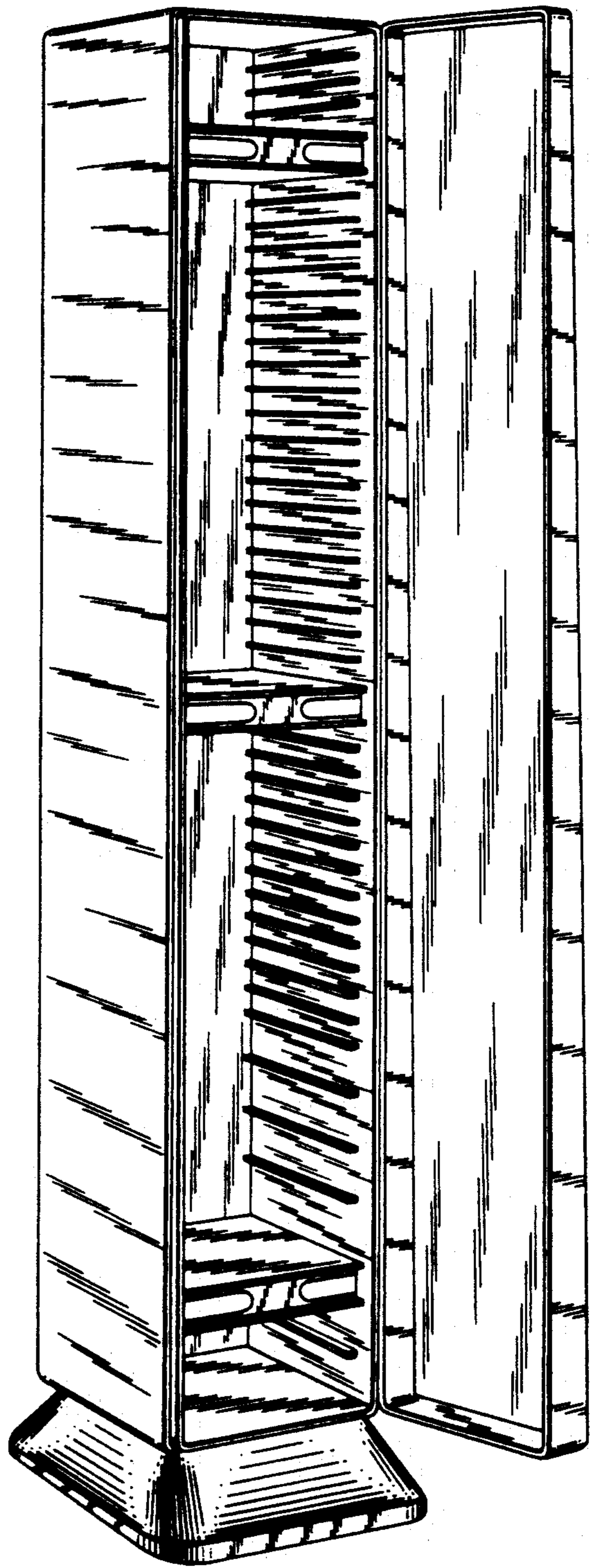


FIG. 8