



US00D337916S

United States Patent [19]
Kwong

[11] **Patent Number: Des. 337,916**

[45] **Date of Patent: ** Aug. 3, 1993**

[54] **PEELER**

[75] **Inventor: Chow K. Kwong, Hong Kong, Hong Kong**

[73] **Assignee: E. Mishan & Sons, New York, N.Y.**

[**] **Term: 14 Years**

[21] **Appl. No.: 3,853**

[22] **Filed: Jan. 19, 1993**

[52] **U.S. Cl. D7/372**

[58] **Field of Search D7/372, 646, 693-695; 30/123.5, 123.7, 272.1, 277.4, 278, 279.4, 279.6, 280, 286-287; 99/541, 542, 584, 588, 589**

[56] **References Cited**

U.S. PATENT DOCUMENTS

- D. 114,474 6/1938 Senkewitz .
- D. 139,352 12/1944 Senkewitz .
- D. 143,714 9/1945 DeVault .
- D. 152,600 4/1948 Danielson .
- D. 198,023 1/1964 Shwisha .
- D. 254,048 3/1980 Hauenstein .
- D. 290,804 9/1987 Chasen .

- D. 308,469 6/1990 Fushiya et al. .
- 3,203,096 7/1963 Beisheim et al. .
- 4,348,807 5/1981 Ashdown et al. .
- 4,776,092 11/1987 Moores et al. .

OTHER PUBLICATIONS

Farberware Box Panel/Farber Peel Product 1992.
West Bend Peeler/1992.

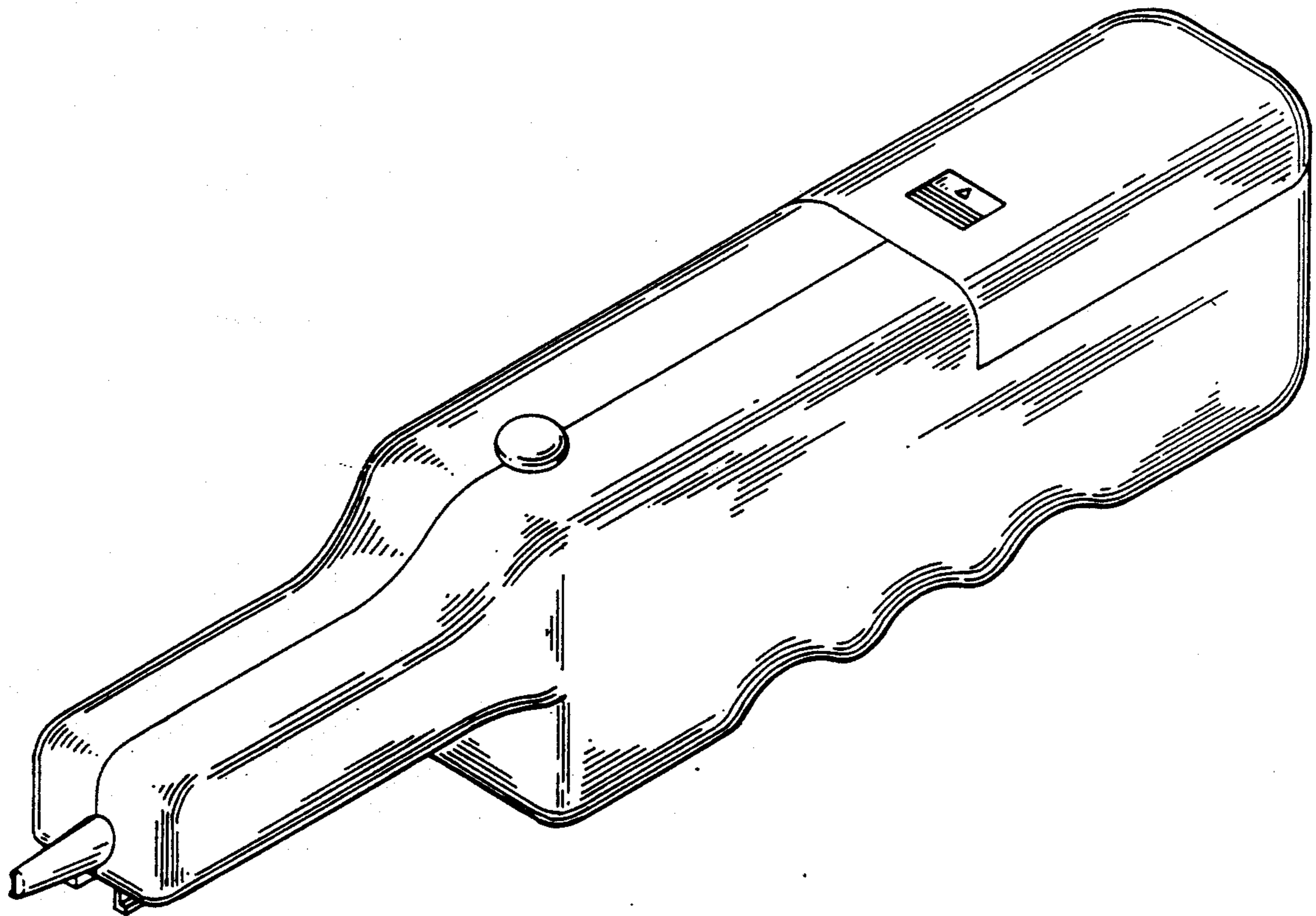
Primary Examiner—Terry A. Pfeffer
Attorney, Agent, or Firm—Notaro & Michalos

[57] **CLAIM**

The ornamental design for a peeler, as shown and described.

DESCRIPTION

FIG. 1 is a left side elevational view of a peeler according to the present invention with the peeler blade cartridge shown as environment only;
FIG. 2 is a bottom plan view thereof;
FIG. 3 is a right side elevational view thereof;
FIG. 4 is a front elevational view thereof;
FIG. 5 is a rear elevational view thereof;
FIG. 6 is a top plan view thereof; and,
FIG. 7 is a top, left, front perspective view thereof.




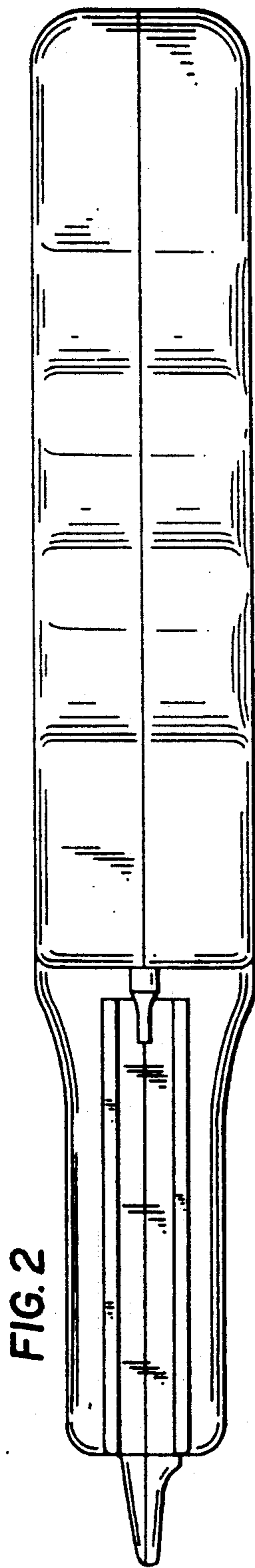



FIG. 4

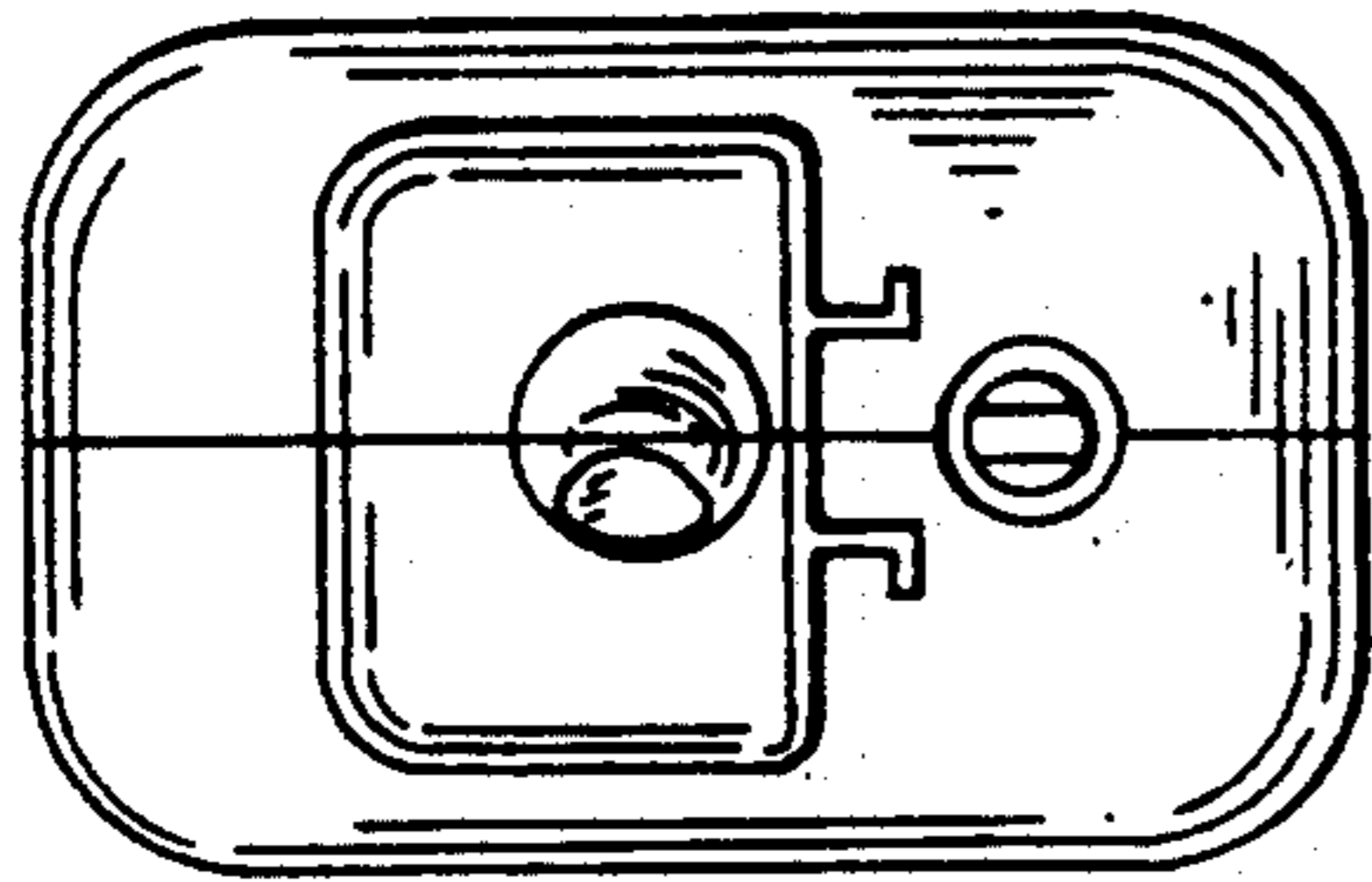


FIG. 5

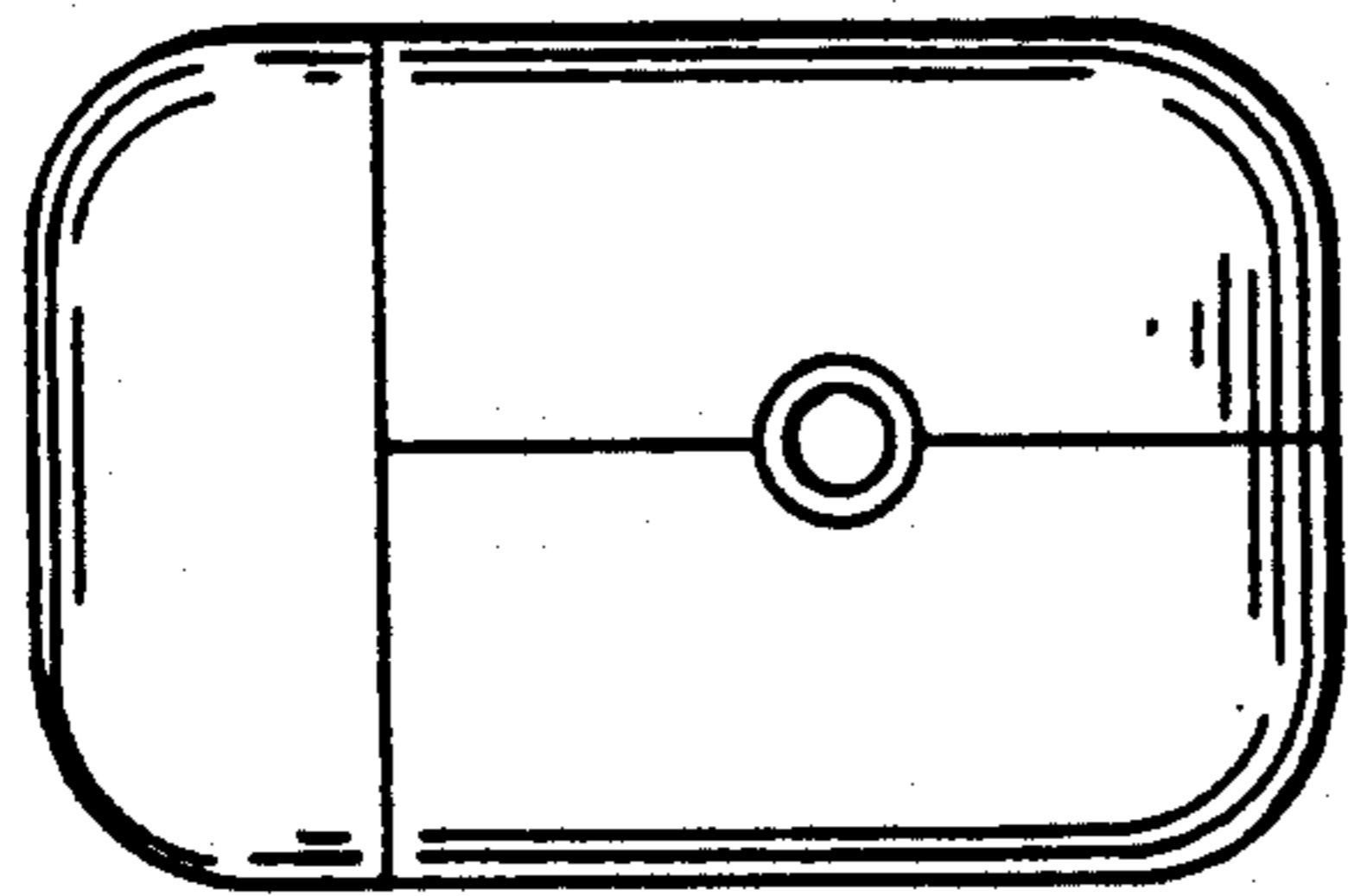
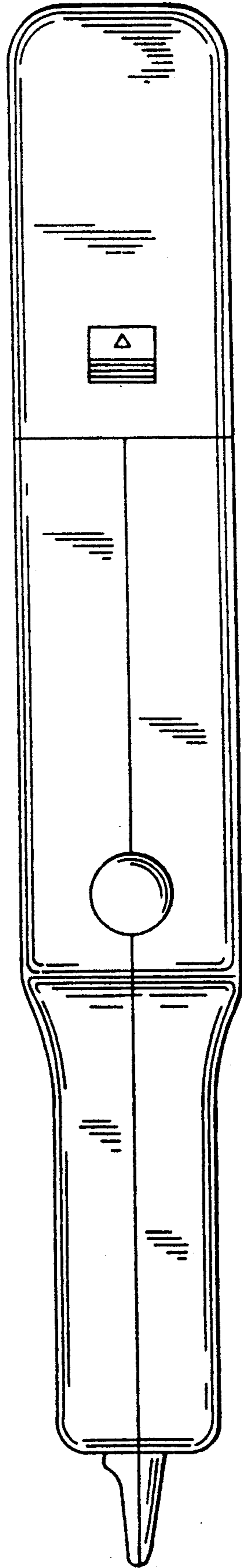


FIG. 6



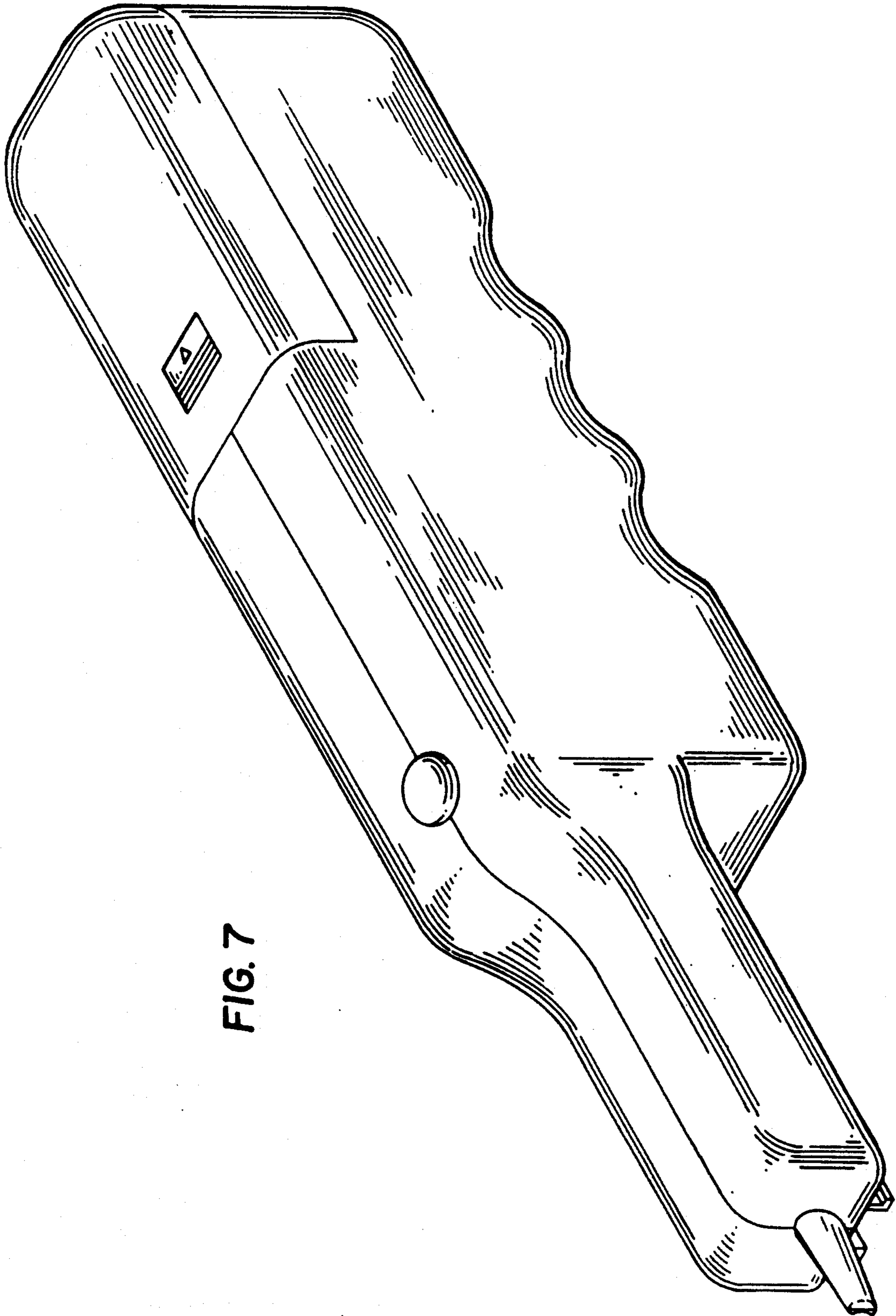


FIG. 7