



US00D337911S

United States Patent [19]

[11] Patent Number: Des. 337,911

Gibson

[45] Date of Patent: ** Aug. 3, 1993

[54] PORTION OF A SLATWALL HOLDER FOR PLATES

[75] Inventor: Eugene A. Gibson, Eugene, Oreg.

[73] Assignee: Gibson Holders, Inc., Eugene, Oreg.

[**] Term: 14 Years

[21] Appl. No.: 770,660

[22] Filed: Oct. 3, 1991

[52] U.S. Cl. D6/566

[58] Field of Search D6/512-513, D6/553, 567, 566; 211/86-87, 181, 94, 106; 248/220.2, 302, 303, 304, 308, 222.2; 40/156

[56] References Cited

U.S. PATENT DOCUMENTS

- D. 252,439 7/1979 Smith D6/566 X
- D. 317,992 7/1991 Miller D6/566
- 869,995 11/1907 Timberlake .
- 1,732,162 10/1929 Griner .
- 2,519,711 8/1950 Sprechmann .
- 2,835,394 5/1955 Seymour .
- 4,106,736 8/1978 Becker, III et al. .
- 4,240,549 12/1980 Hogg .
- 4,461,443 7/1984 Dauman .
- 4,884,702 12/1989 Rekow .
- 4,944,416 7/1990 Petersen et al. .
- 4,980,983 1/1991 Champley 40/156

FOREIGN PATENT DOCUMENTS

- 283947 6/1952 Switzerland .
- 254785 7/1926 United Kingdom .

OTHER PUBLICATIONS

Brochure of Omaha Fixtures of Omaha Neb. showing products WSSS, WGSS, WSFS, WSFG (undated).

Primary Examiner—Brian N. Vinson
Attorney, Agent, or Firm—Merchant, Gould, Smith, Edell, Welter & Schmidt

[57] CLAIM

The ornamental design for a portion of a slatwall holder for plates, as shown and described.

DESCRIPTION

FIG. 1 is a top, front and left side perspective view of the portion of a slatwall holder for plates of the invention;

FIG. 2 is a front elevation view thereof;

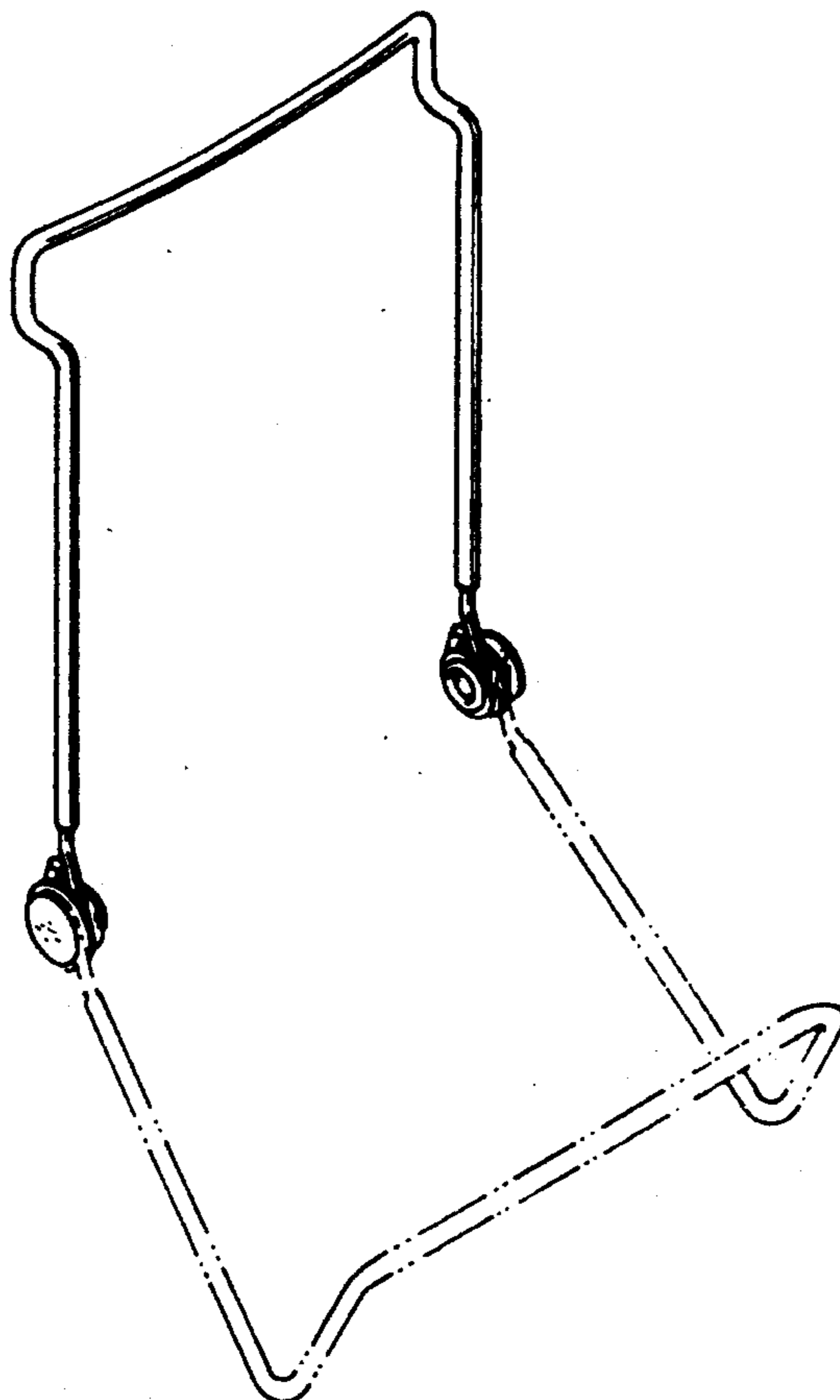
FIG. 3 is a rear elevation view thereof;

FIG. 4 is a left side elevation view thereof with the right side being a mirror image thereof;

FIG. 5 is a top plan view thereof; and,

FIG. 6 is a bottom plan view thereof.

The broken-line disclosure is for illustrative purposes only and forms no part of the claimed design.



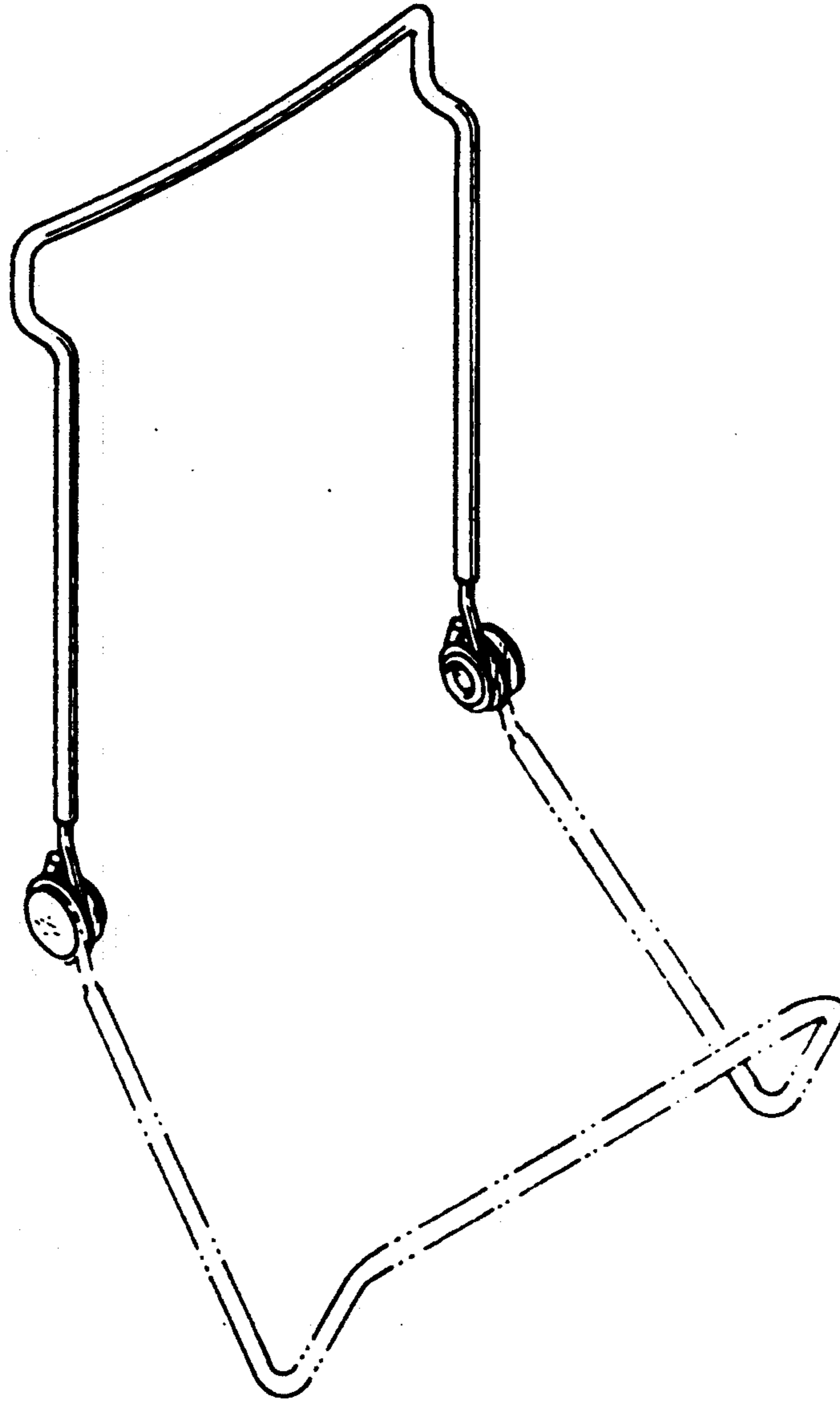


FIG. 1

FIG. 5



FIG. 2

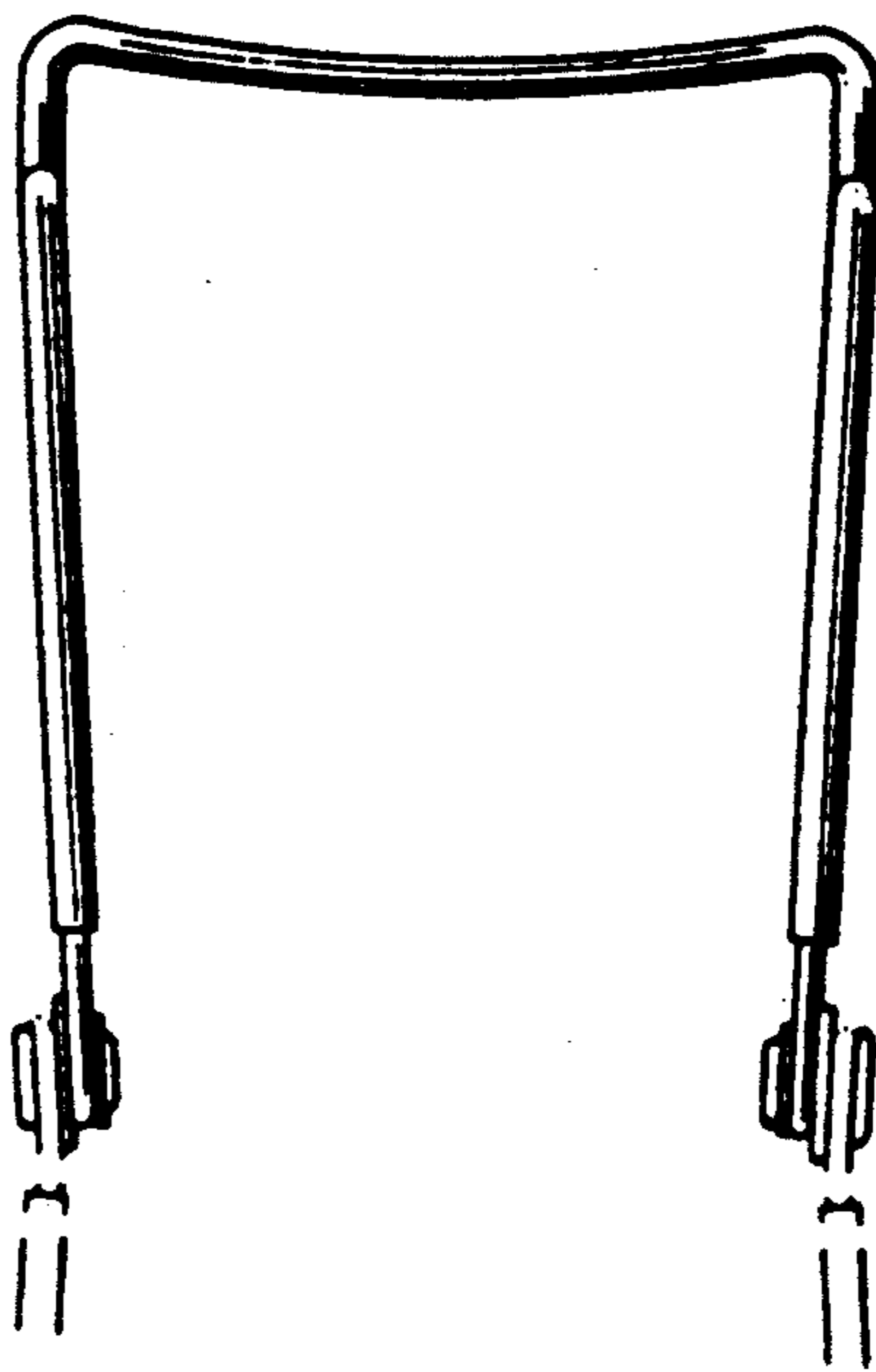



FIG. 4



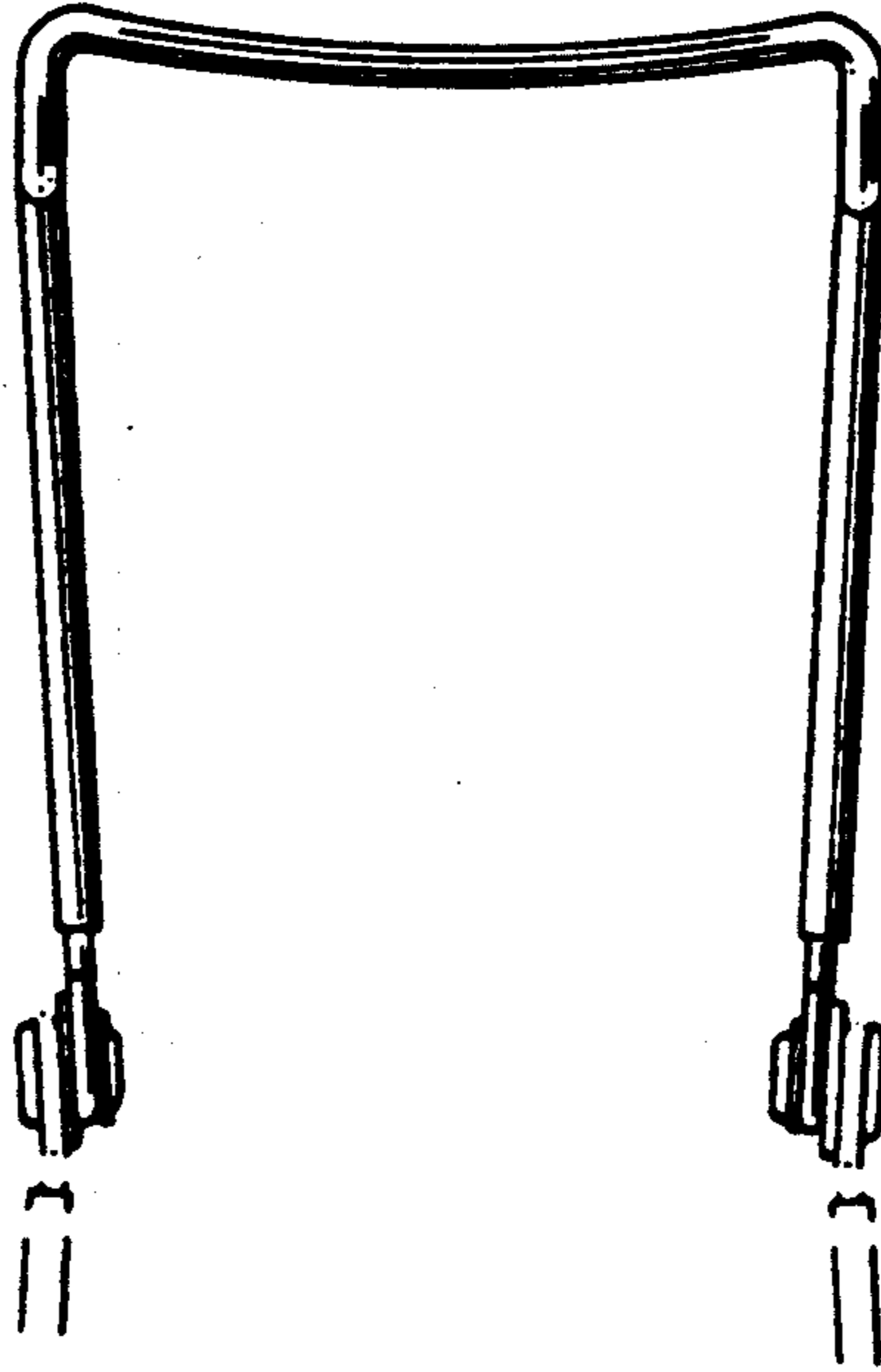


FIG. 3




FIG. 6