



US00D337900S

United States Patent [19]

[11] Patent Number: **Des. 337,900**

Van Pinkerton, Jr.

[45] Date of Patent: **** Aug. 3, 1993**

- [54] TELEPHONE ENCLOSURE
- [75] Inventor: **Stevens Van Pinkerton, Jr., St. Joseph, Mo.**
- [73] Assignee: **Acoustics Development Corporation, St. Joseph, Mo.**
- [**] Term: **14 Years**
- [21] Appl. No.: **576,718**
- [22] Filed: **Sep. 4, 1990**
- [52] U.S. Cl. **D6/421**
- [58] Field of Search **D6/421; D25/16; 52/27, 52/28; D20/19, 41; D26/67, 68, 72, 86, 88-89, 120, 123, 124, 51, 52; 312/216**

- D. 244,381 5/1977 Crump et al. D25/16
- D. 260,702 9/1981 Hannula et al. D6/421
- D. 319,550 9/1991 Nichols et al. D6/421

Primary Examiner—Carmen H. Vales-Lado
Attorney, Agent, or Firm—Michael Yakimo, Jr.; D. A. N. Chase; Richard P. Stitt


[57] CLAIM

The ornamental design for a telephone enclosure, as shown and described.

DESCRIPTION

FIG. 1 is a front elevational view of the telephone enclosure showing my new design;
 FIG. 2 is a rear elevational view thereof;
 FIG. 3 is a top plan view thereof;
 FIG. 4 is a right side elevational view thereof, the left side being a mirror image thereof; and,
 FIG. 5 is a perspective view thereof.

- [56] **References Cited**
U.S. PATENT DOCUMENTS
 D. 221,629 8/1971 King D25/16






Fig. 1

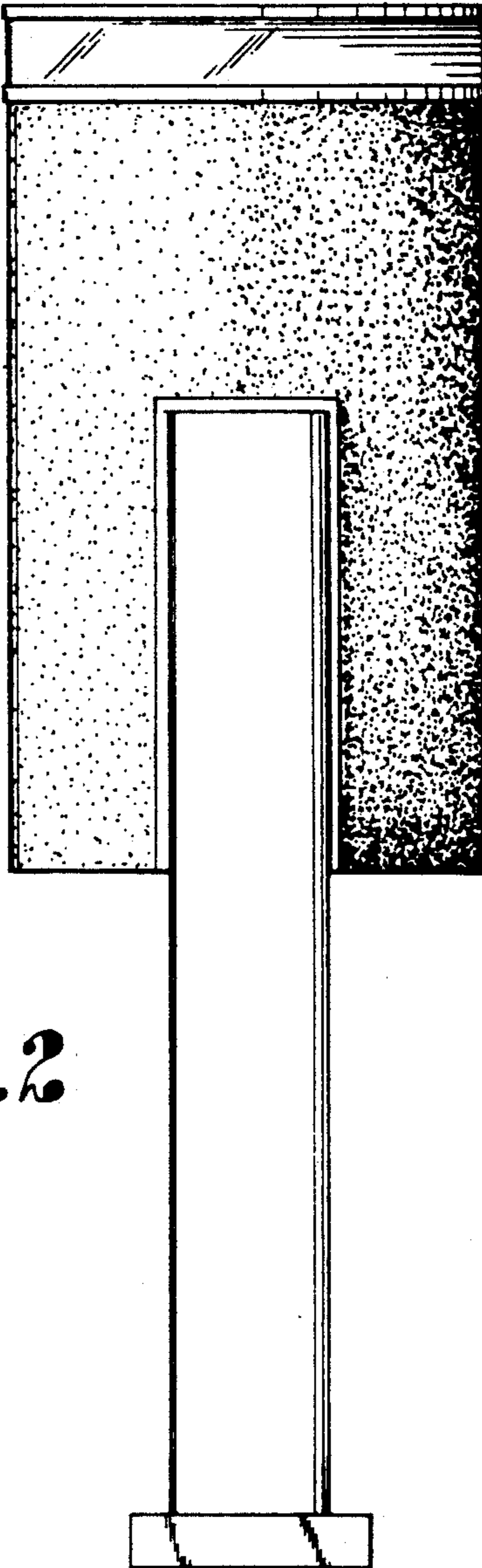


Fig. 2

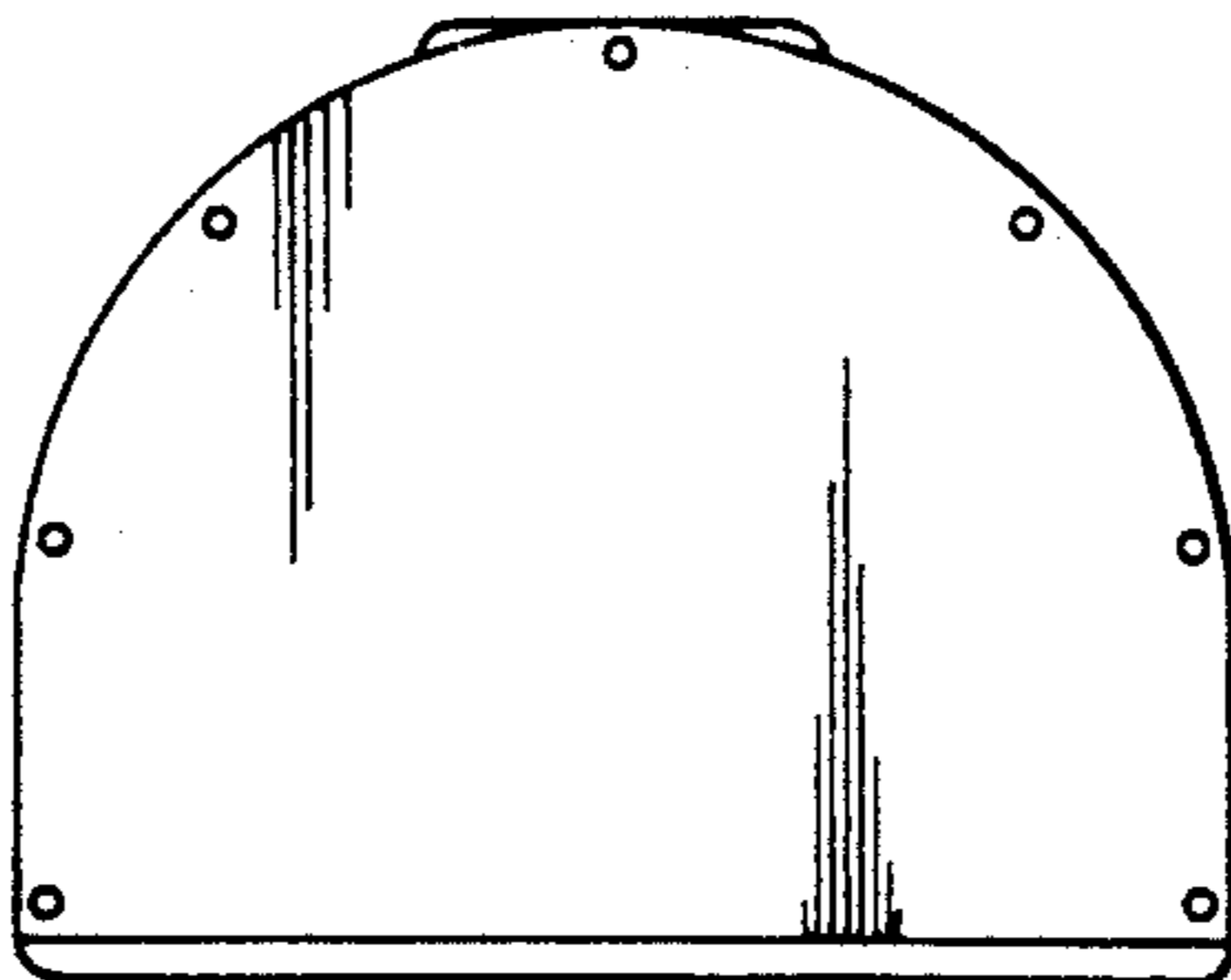


Fig. 3

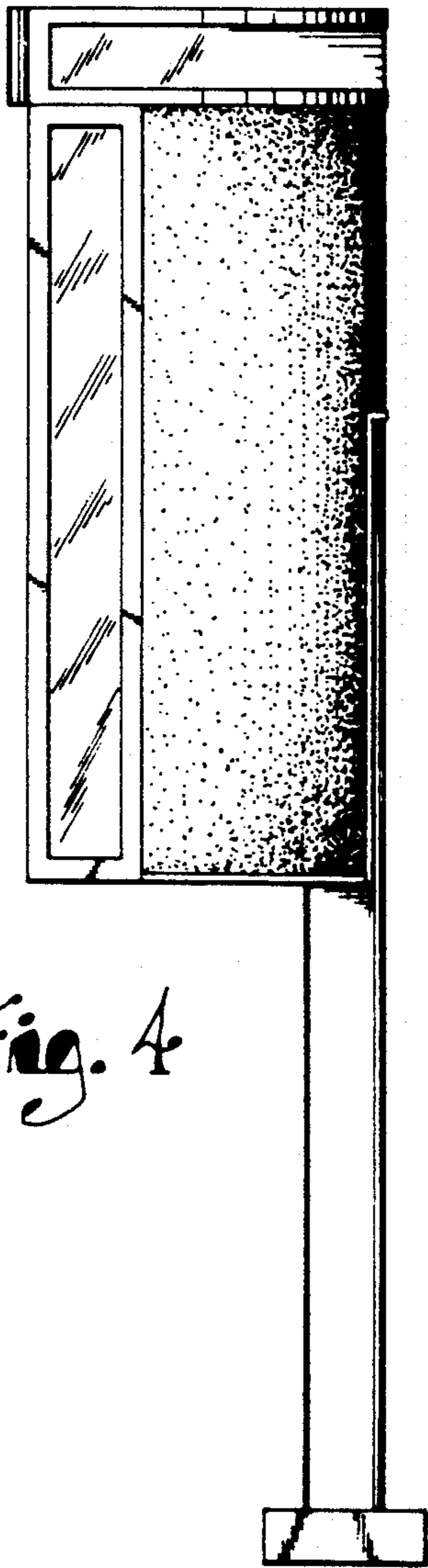


Fig. 4

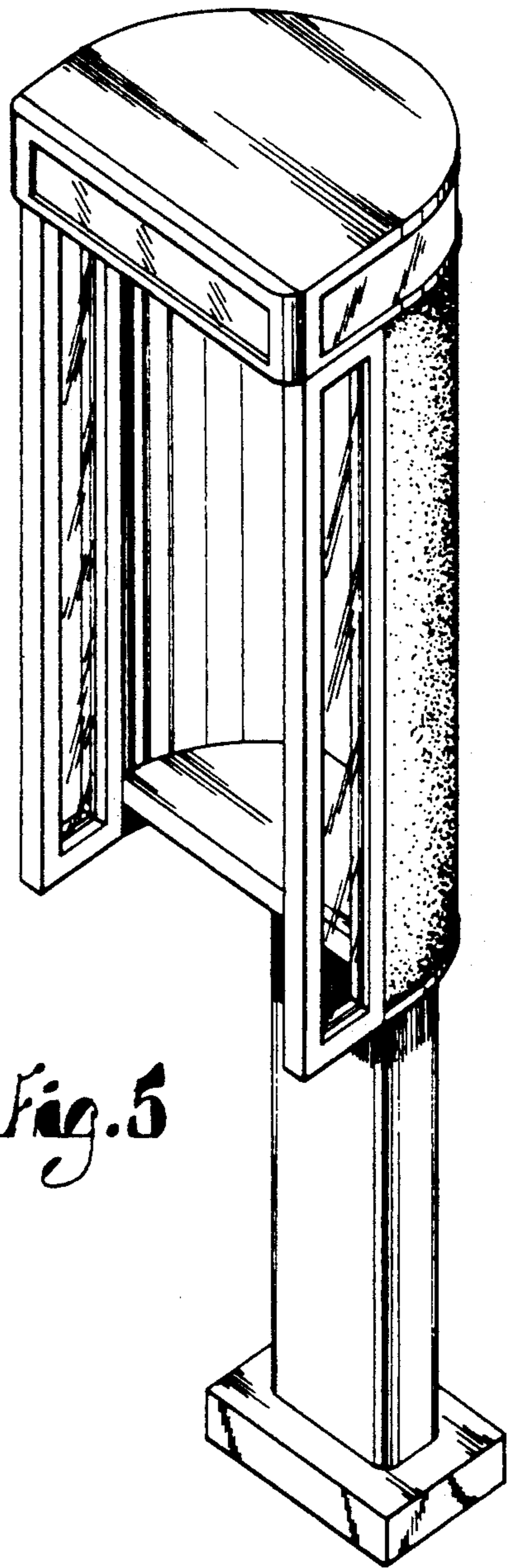


Fig. 5