



US00D337889S

# United States Patent [19]

[11] Patent Number: **Des. 337,889**

**Benson**

[45] Date of Patent: **\*\* Aug. 3, 1993**

[54] **BRUSH FOR USE WITH A CORDLESS SCREWDRIVER**

1,926,223	9/1933	Albera	15/230
3,118,160	1/1964	Maxia	15/104.1
3,460,180	8/1969	Girard	15/104.1
3,466,691	9/1969	Wessel	15/104.1

[76] Inventor: **Michael Benson**, 98 Kenmore Rd., Bloomfield, Conn. 06002

*Primary Examiner*—Wallace R. Burke  
*Assistant Examiner*—Lavone D. Tabor  
*Attorney, Agent, or Firm*—Terry M. Gernstein

[\*\*] Term: **14 Years**

[21] Appl. No.: **741,169**

[57] **CLAIM**

[22] Filed: **Aug. 7, 1991**

The ornamental design for a brush for use with a cordless screwdriver, as shown and described.

[52] U.S. Cl. .... **D4/102; D4/128; D8/70**

**DESCRIPTION**

[58] Field of Search ..... **D4/100, 102, 127-128, D4/130, 135, 138; D8/61, 70, 85-86; D32/40, 50-52; 15/22.1, 22.2, 23, 25, 143.1, 159.1, 160, 164, 179, 206-207, 230**

FIG. 1 is a perspective view of the brush for use with a cordless screwdriver embodying the design of the present invention;

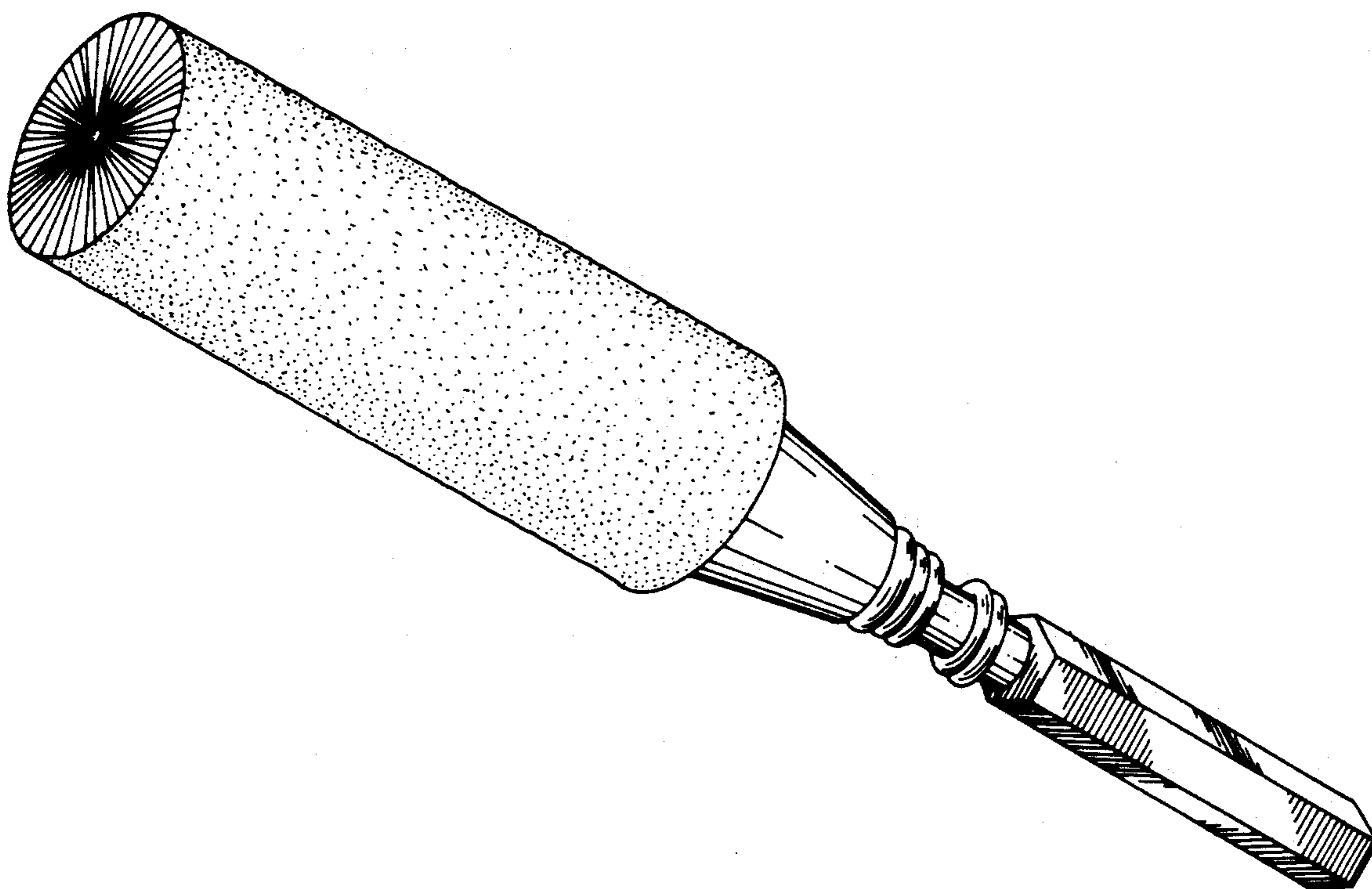
[56] **References Cited**

**U.S. PATENT DOCUMENTS**

D. 294,073	2/1988	Lin	D32/51
D. 308,623	6/1990	Nishiki	D4/102

FIG. 2 is a front elevational view thereof, the top and bottom views being identical to the view shown in FIG. 2;

FIG. 3 is a rear elevational view thereof;  
FIG. 4 is an end elevational view thereof; and,  
FIG. 5 is an end elevational view thereof.



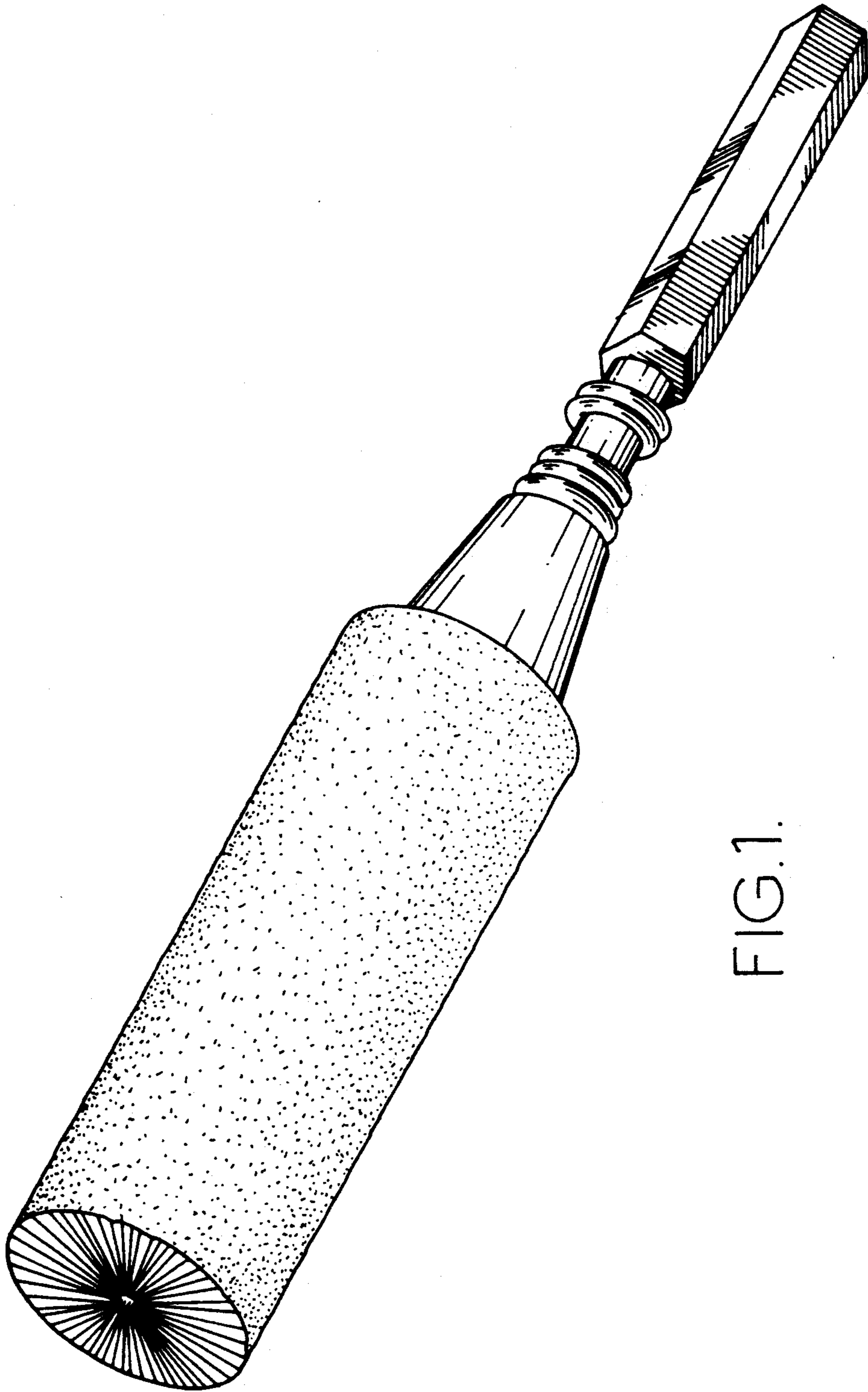


FIG.1.

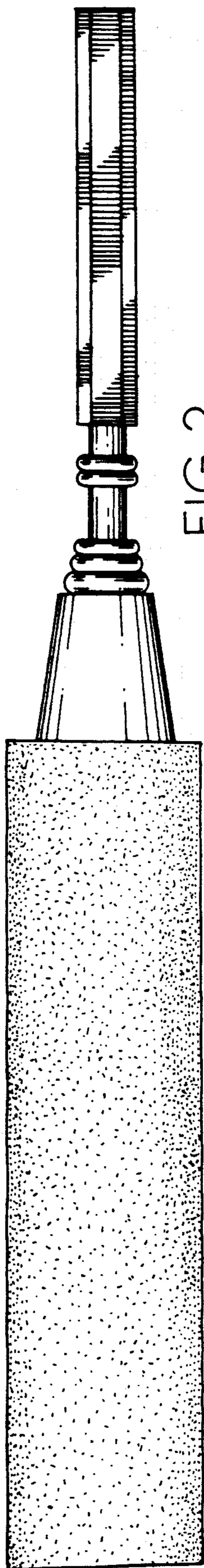


FIG. 2.

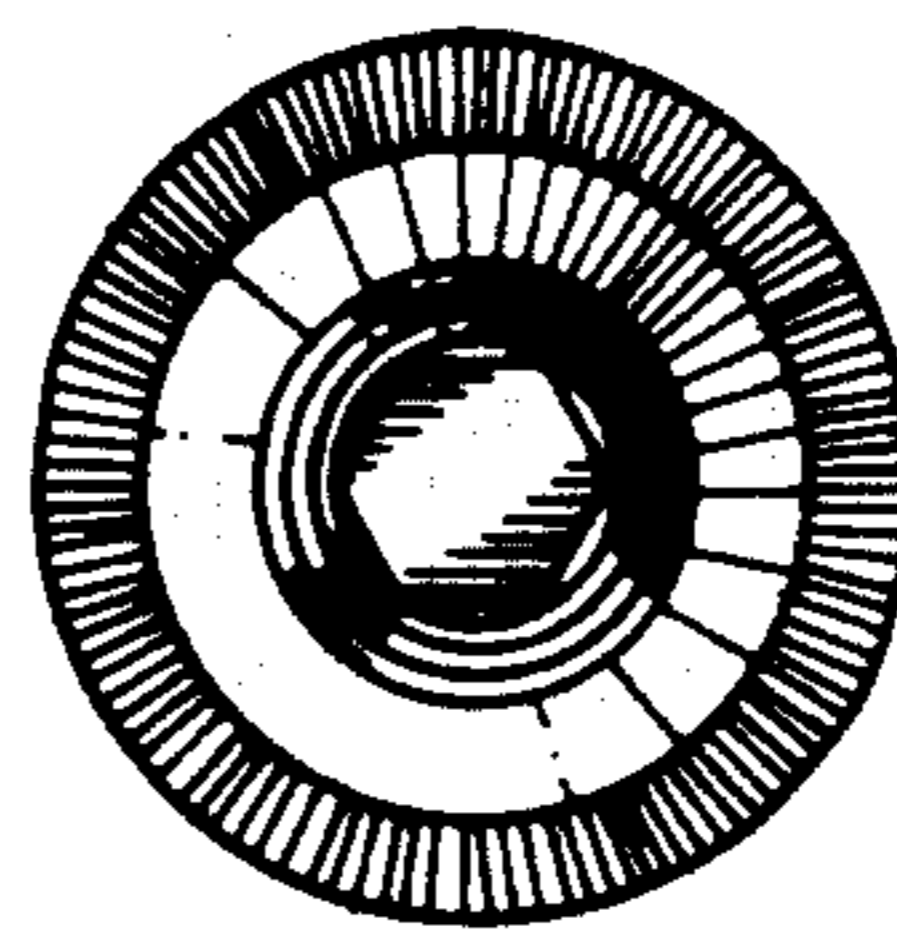


FIG. 4.

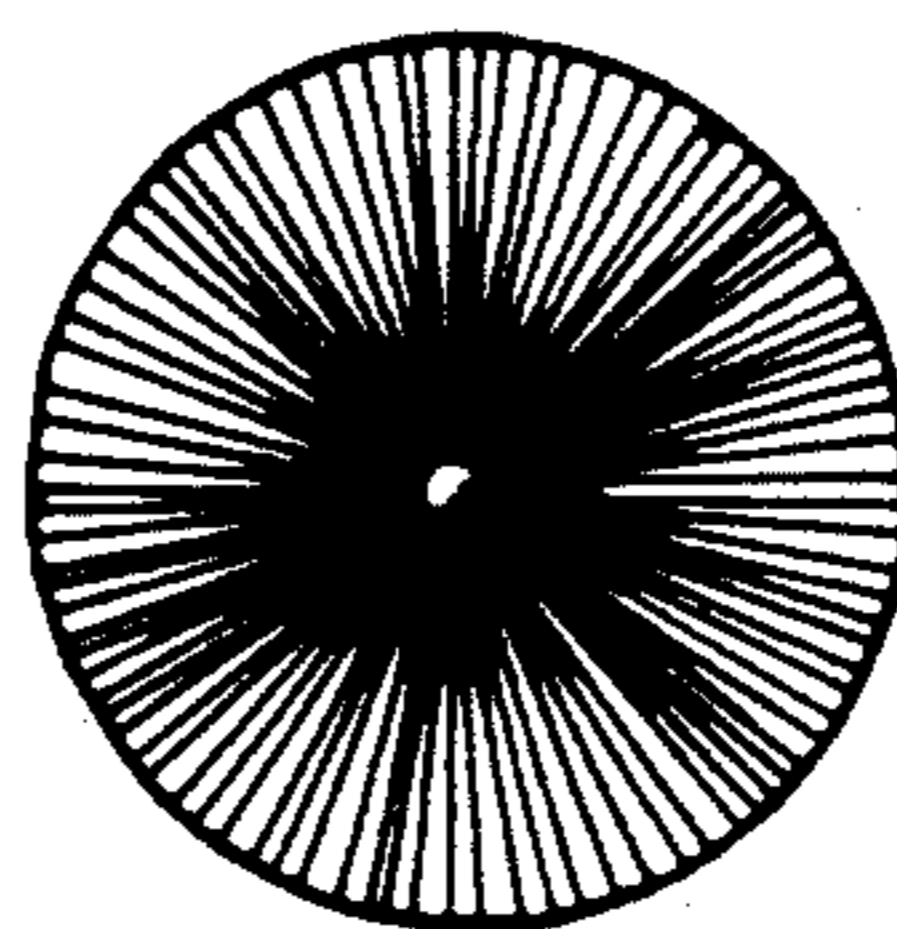


FIG. 5.

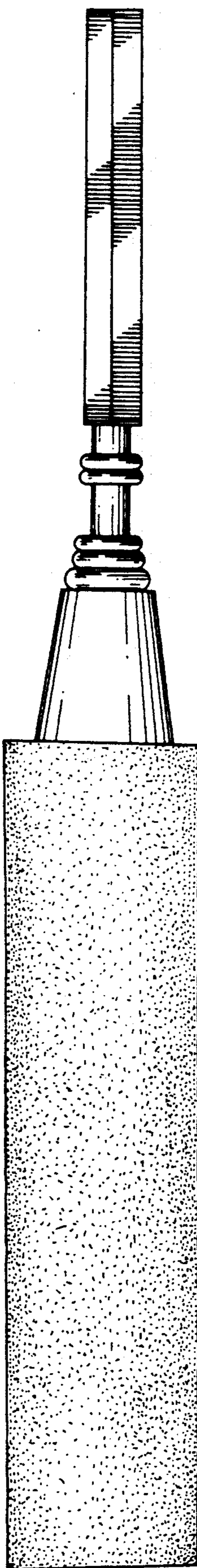


FIG. 3.