



US00D337888S

United States Patent [19]

Meyers et al.

[11] Patent Number: **Des. 337,888**

[45] Date of Patent: **** Aug. 3, 1993**

[54] **LUGGAGE CASE**

[76] Inventors: **Louis J. Meyers; Cindy R. Meyers,**
both of 2924 Wade Rd., Durham,
N.C. 27705

[**] Term: **14 Years**

[21] Appl. No.: **822,835**

[22] Filed: **Jan. 21, 1992**

2,175,319	10/1939	Rubenstein	D3/45 X
2,274,303	2/1942	Ornstein	D3/45 X
2,504,551	4/1950	Levinson	D3/45 X
2,889,020	6/1959	Kotkins	D3/76 X
3,352,390	11/1967	Zalkind	190/100
3,867,971	2/1975	Hazan	D3/45
3,912,055	10/1975	Malodly	190/109

Primary Examiner—B. J. Bullock
Assistant Examiner—Paula Mortimer
Attorney, Agent, or Firm—John G. Mills & Associates

Related U.S. Application Data

[63] Continuation-in-part of Ser. No. 661,627, Feb. 28, 1991,
abandoned.

[52] U.S. Cl. **D3/76**

[58] Field of Search D3/76, 71, 73, 47, 49,
D3/45; D9/406; 190/112, 111, 110, 109, 115;
D21/157; 446/99

[56] **References Cited**

U.S. PATENT DOCUMENTS


D. 162,008	2/1951	Chase	D3/45
D. 182,586	4/1958	Goldstein	D3/45

[57] **CLAIM**

The ornamental design for a luggage case, as shown and described.

DESCRIPTION

FIG. 1 is a side elevational view of the luggage case showing my new design;
FIG. 2 is a bottom plan view thereof;
FIG. 3 is an opposite side elevational view thereof;
FIG. 4 is a top plan view thereof;
FIG. 5 is an end elevational view thereof; and,
FIG. 6 is an opposite end elevational view thereof.






FIG. 1

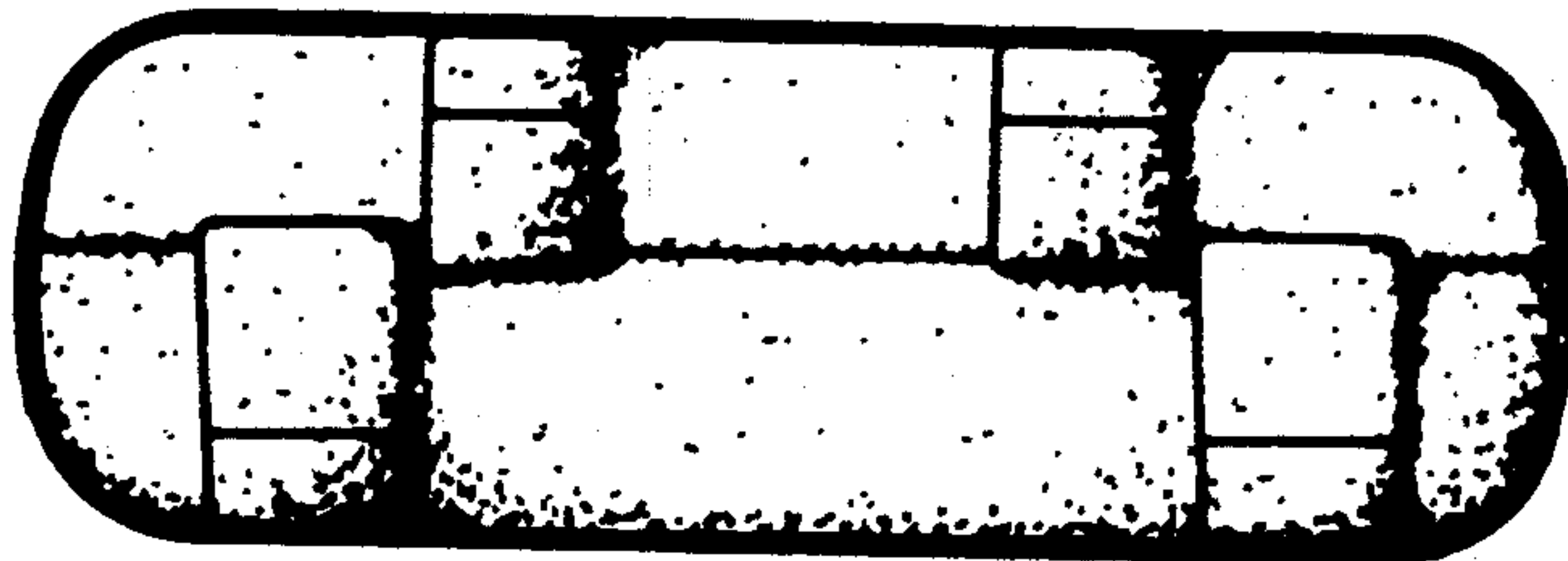


FIG. 2

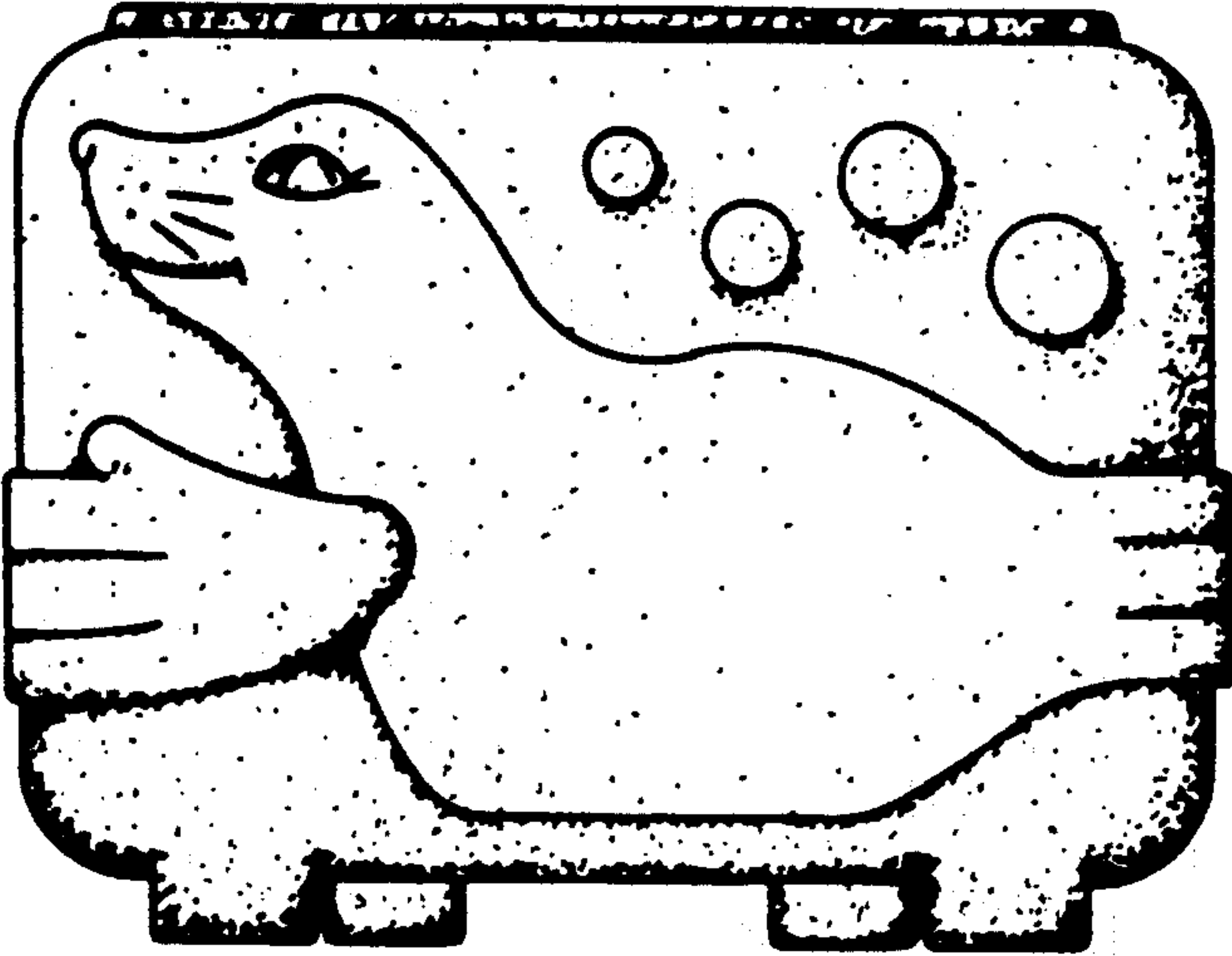


FIG. 3




FIG. 4




FIG. 5




FIG. 6