



US00D337887S

United States Patent [19]

[11] Patent Number: **Des. 337,887**

Feinbloom

[45] Date of Patent: **** Aug. 3, 1993**

[54] **CARRYING CASE FOR SPECTACLE TRIAL FRAME**

1,487,014	3/1924	Davis	206/570
3,177,991	4/1965	Walker	D3/76 X
4,093,010	6/1978	Hunley et al.	D3/33 X
4,799,588	1/1989	Trisl	206/566 X

[75] Inventor: **Richard E. Feinbloom, New York, N.Y.**

[73] Assignee: **Designs for Vision, Inc., Ronkonkoma, N.Y.**

[**] Term: **14 Years**

[21] Appl. No.: **710,304**

[22] Filed: **Jun. 4, 1991**

[52] U.S. Cl. **D3/74**

[58] Field of Search **D3/74, 77, 33, 34, 35, D3/30.1, 78; D34/19; 206/370, 508, 387, 566, 585, 509, 549, 586, 316.1, 570, 521; 190/107, 109, 111, 112, 115, 150, 900, 903, 50, 53**

[56] **References Cited**

U.S. PATENT DOCUMENTS

D. 216,928	3/1970	Olson	D3/74
D. 239,664	4/1976	Savoy	D3/74 X
D. 244,639	6/1977	Greenbaum	D3/76
D. 256,522	8/1980	Peterson	D3/74
1,456,613	5/1923	Bartels	206/566 X

Primary Examiner—B. J. Bullock
Assistant Examiner—Paula A. Mortimer
Attorney, Agent, or Firm—Arthur L. Plevy

[57] **CLAIM**

The ornamental design for a carrying case for spectacle trial frame, as shown and described.

DESCRIPTION

FIG. 1 is a front perspective view of a carrying case for spectacle trial frame showing my new design in a closed position;

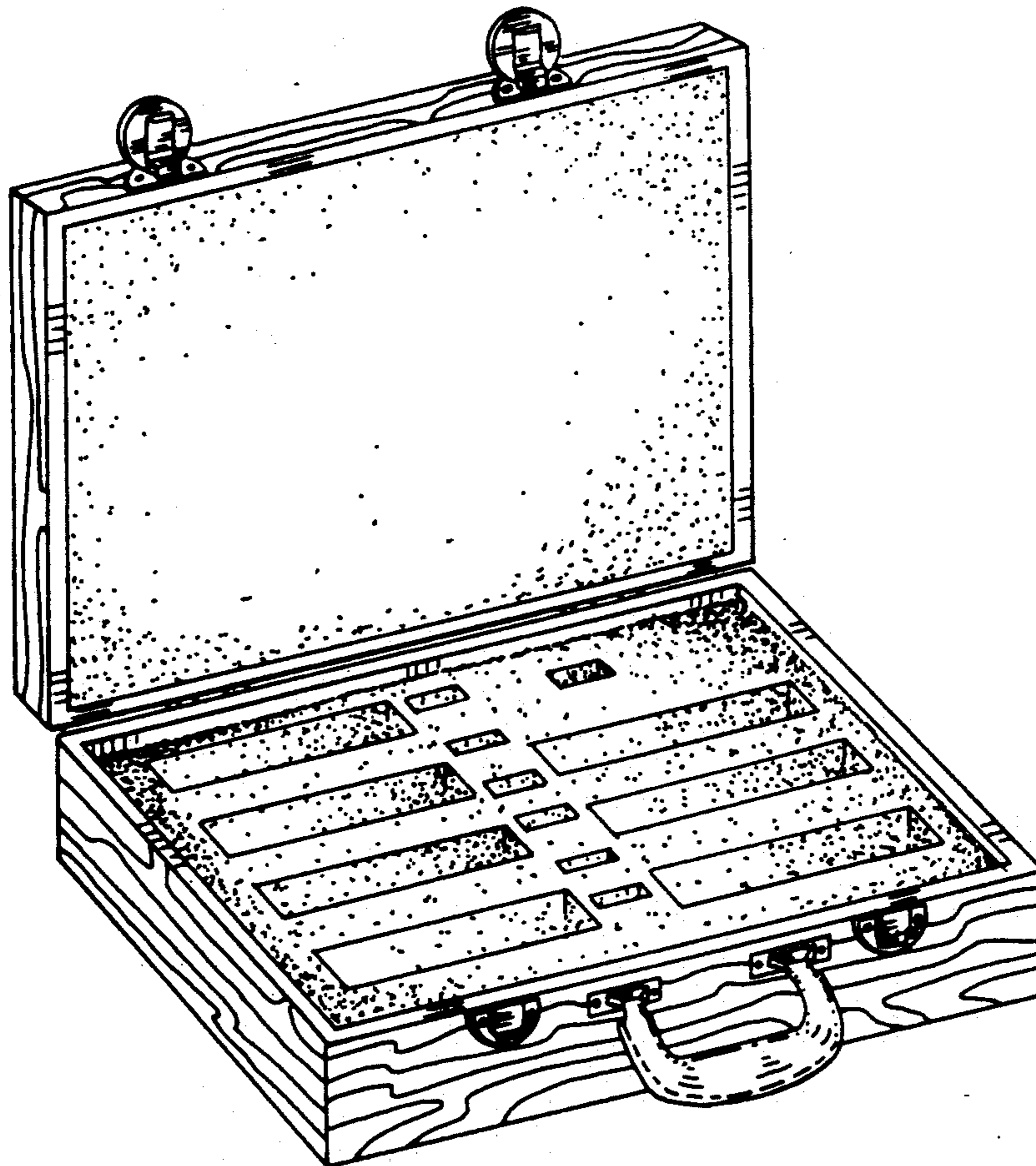
FIG. 2 is a front perspective view of a carrying case for spectacle trial frame in an open position;

FIG. 3 is a top view of a carrying case for spectacle trial frame in an open position;

FIG. 4 is a top view of a carrying case for spectacle trial frame, the bottom view being a mirror image thereof;

FIG. 5 is a rear view of a carrying case for spectacle trial frame; and,

FIG. 6 is a side view of a carrying case for spectacle trial frame.



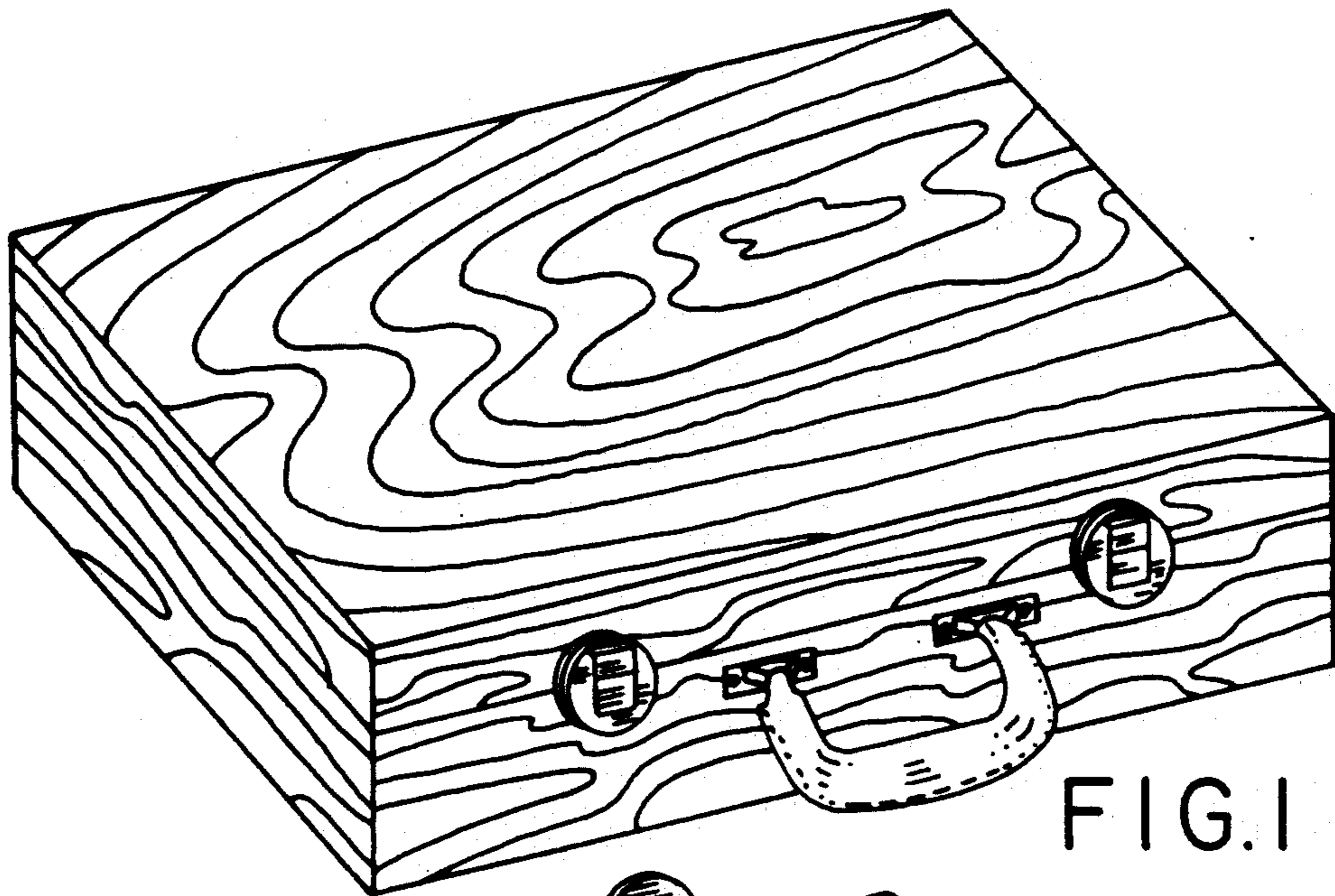


FIG. 1

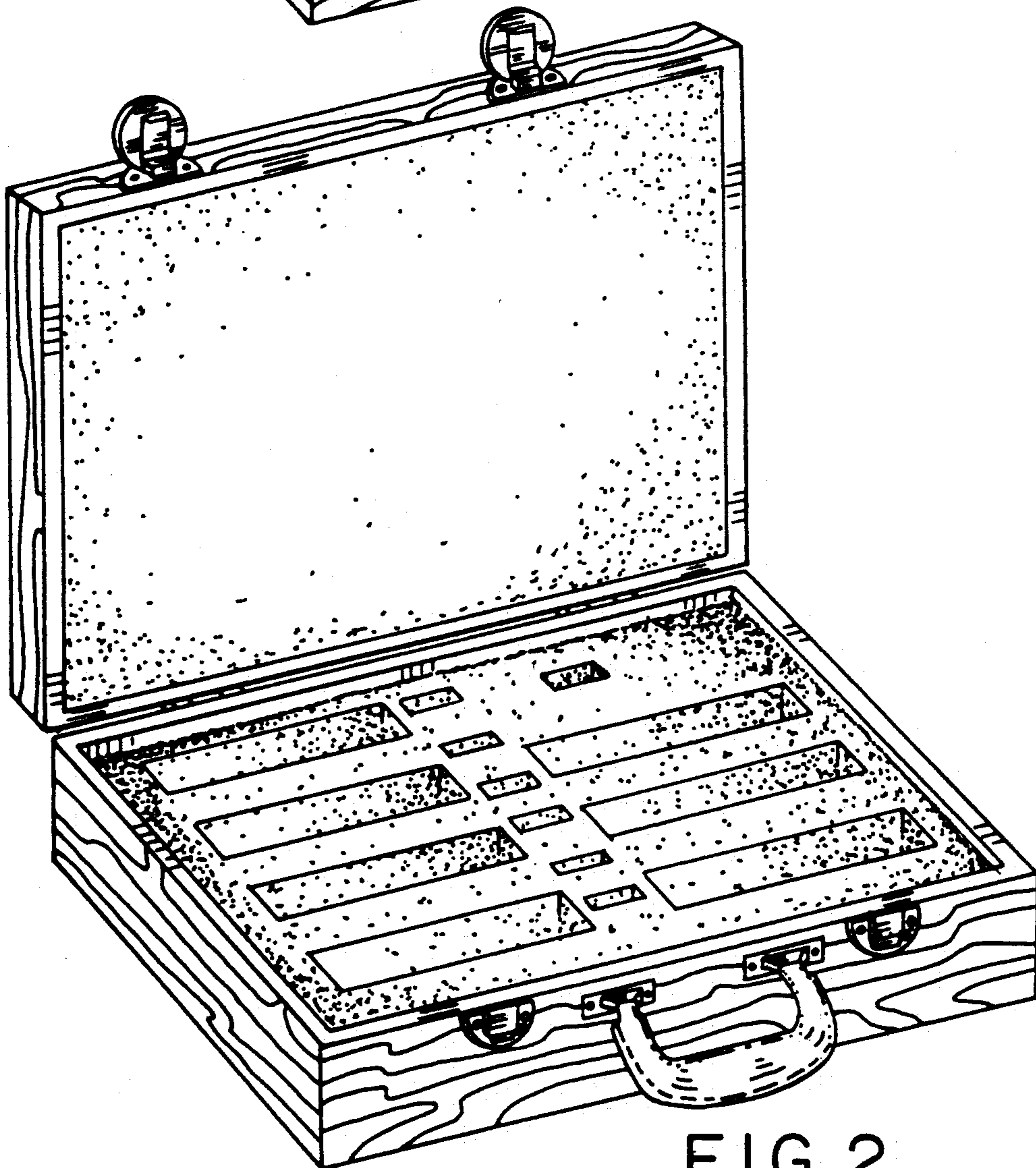


FIG. 2

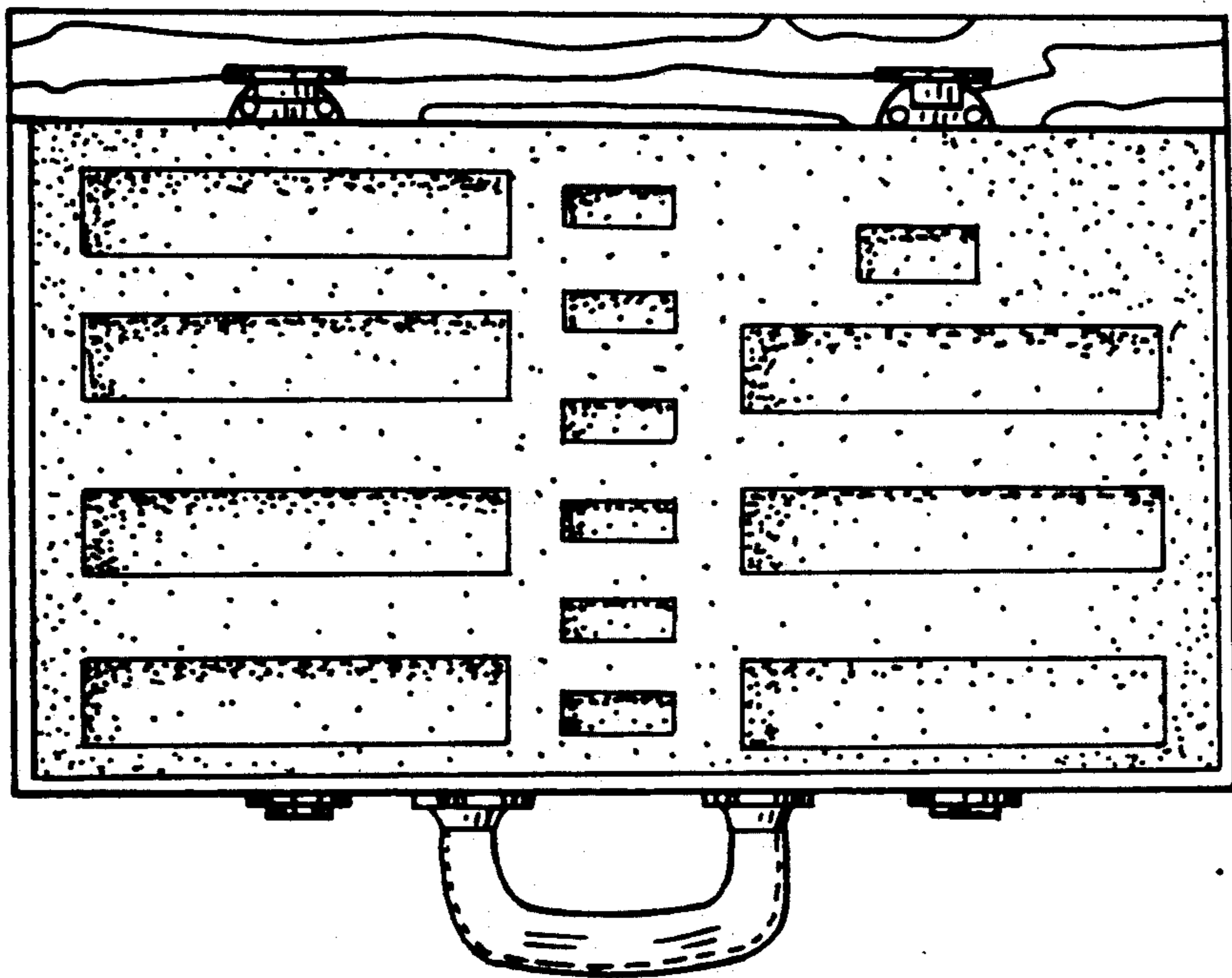


FIG. 3




FIG. 4

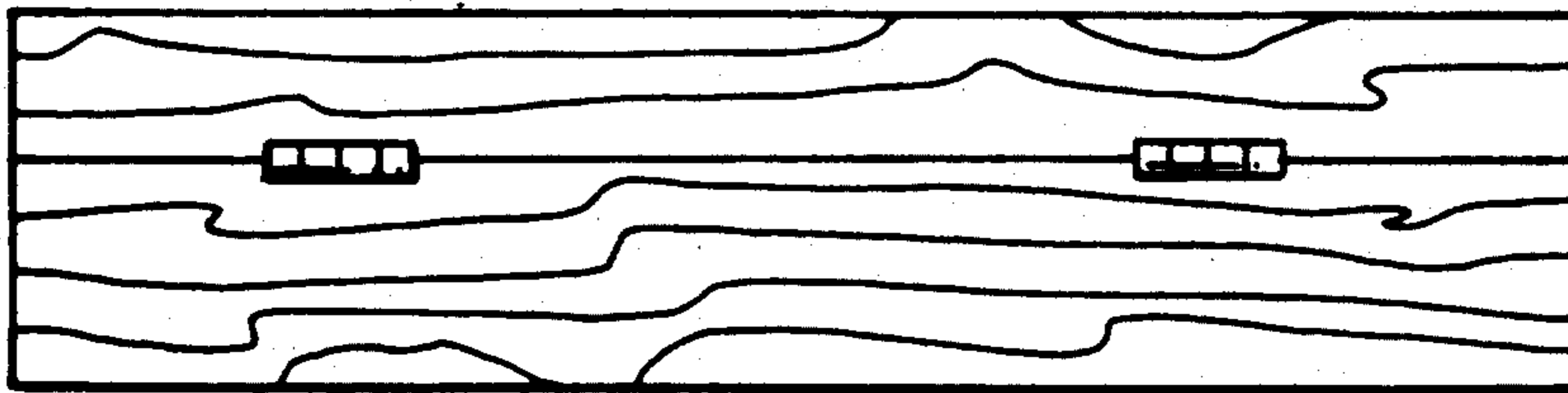


FIG. 5




FIG. 6