



US00D337881S

United States Patent [19] Peeler

[11] Patent Number: **Des. 337,881**

[45] Date of Patent: **** Aug. 3, 1993**

[54] **STOCKING HOLDER**

[75] Inventor: **Donald H. Peeler, Toledo, Ohio**

[73] Assignee: **Jobst Institute, Inc., Toledo, Ohio.**

[**] Term: **14 Years**

[21] Appl. No.: **793,701**

[22] Filed: **Nov. 18, 1991**

[52] U.S. Cl. **D2/641**

[58] Field of Search **D2/641, 642; 223/114, 223/113, 112; D6/411, 412, 413, 414**

[56] **References Cited**

U.S. PATENT DOCUMENTS

D. 259,300	5/1981	Vreeken	D2/641
D. 317,077	5/1991	Schulz	D2/642
3,231,160	1/1966	Glanville	223/111
4,284,216	8/1981	Leland	223/111
4,635,833	1/1987	Scarlath	D2/642 X

4,765,520 8/1988 Barton 223/111

4,896,803 1/1992 Wilkens .

4,942,988 7/1990 Doorenbos 223/112 X

Primary Examiner—Bernard Ansher

Assistant Examiner—Paula Mortimer

Attorney, Agent, or Firm—Marshall & Melhorn

[57] **CLAIM**

The ornamental design for a stocking holder, as shown and described.

DESCRIPTION

FIG. 1 is a left perspective view of a stocking holder showing my new design;

FIG. 2 is a front elevational view thereof;


FIG. 3 is a side elevational view thereof;

FIG. 4 is an opposite side elevational view thereof;

FIG. 5 is a rear elevational view thereof;

FIG. 6 is a top plan view thereof; and,

FIG. 7 is a bottom plan view thereof.






FIG. 1




FIG. 2

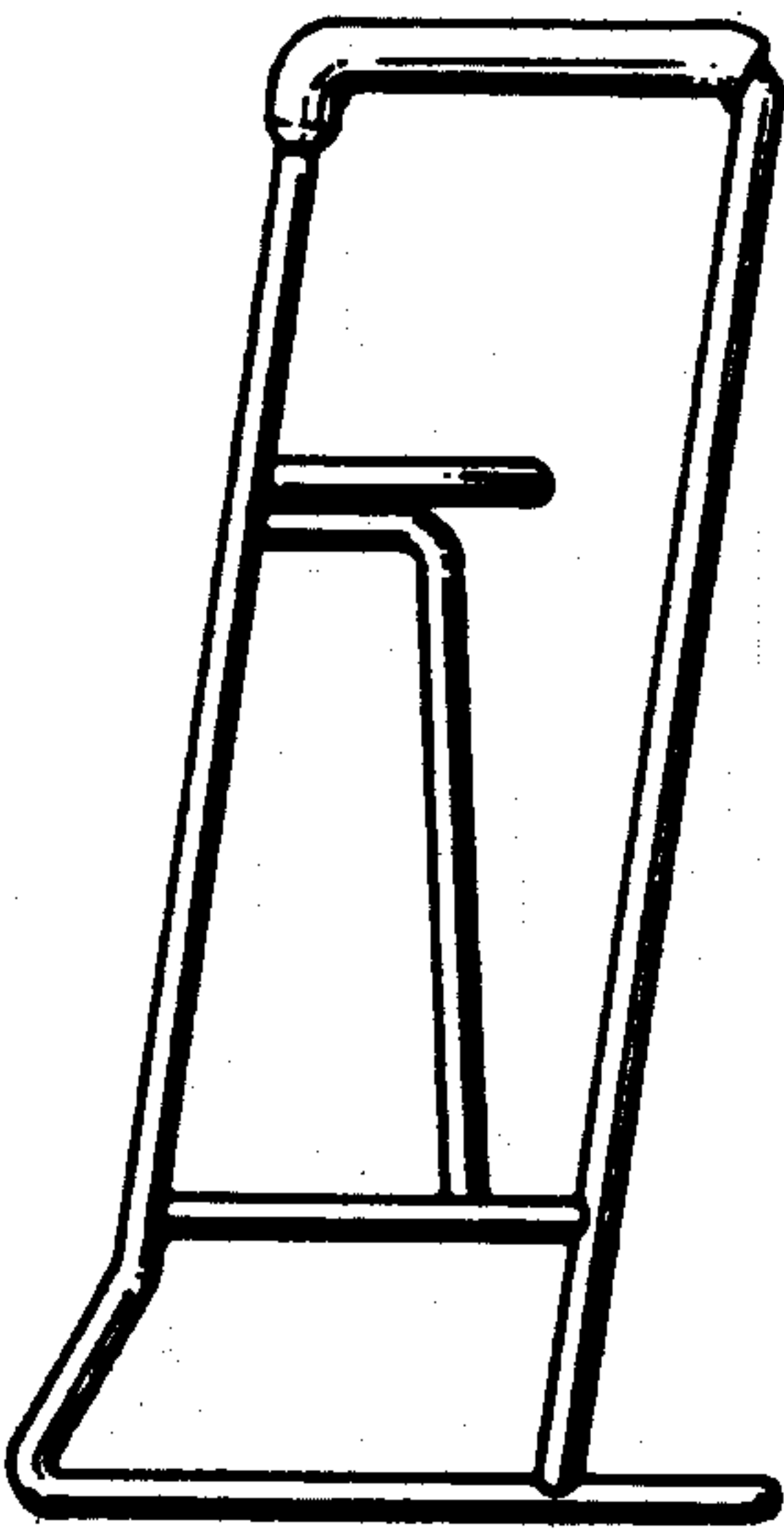


FIG. 3

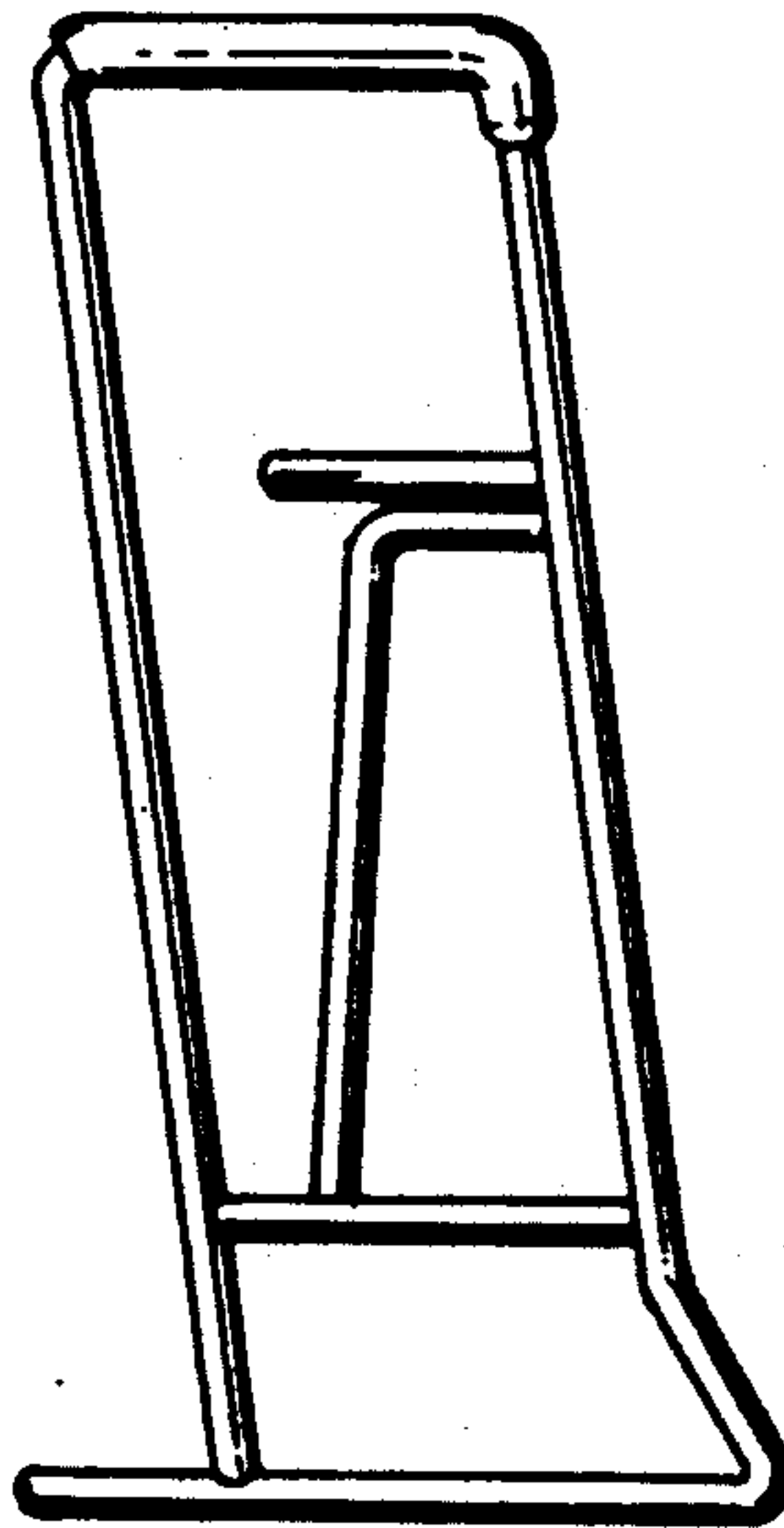


FIG. 4




FIG. 5




FIG. 6

FIG. 7

