



US00D337879S

United States Patent [19]

[11] Patent Number: **Des. 337,879**

Byrne et al.

[45] Date of Patent: **** Aug. 3, 1993**

[54] **SHOE SOLE**

[75] Inventors: **Robert Byrne, Hermosa Beach;
Dreanna Nakao, Venice, both of
Calif.**

[73] Assignee: **L.A. Gear, Inc., Santa Monica, Calif.**

[**] Term: **14 Years**

[21] Appl. No.: **770,946**

[22] Filed: **Oct. 4, 1991**

[52] U.S. Cl. **D2/320**

[58] Field of Search **D2/264, 265, 274, 311,
D2/317-322; 36/25 R, 28, 29, 32 R, 43, 44, 59
R, 59 G, 83, 84, 89, 101-107, 112-114, 132, 136**

[56] **References Cited**

U.S. PATENT DOCUMENTS

- D. 123,898 12/1940 Tousley D2/320
- D. 293,271 12/1987 Lussier D2/320

- D. 311,447 10/1990 Hatfield D2/320
- D. 321,978 12/1991 Hatfield D2/320
- D. 325,667 4/1992 Smith, III D2/320
- D. 326,180 5/1992 Rogers D2/320

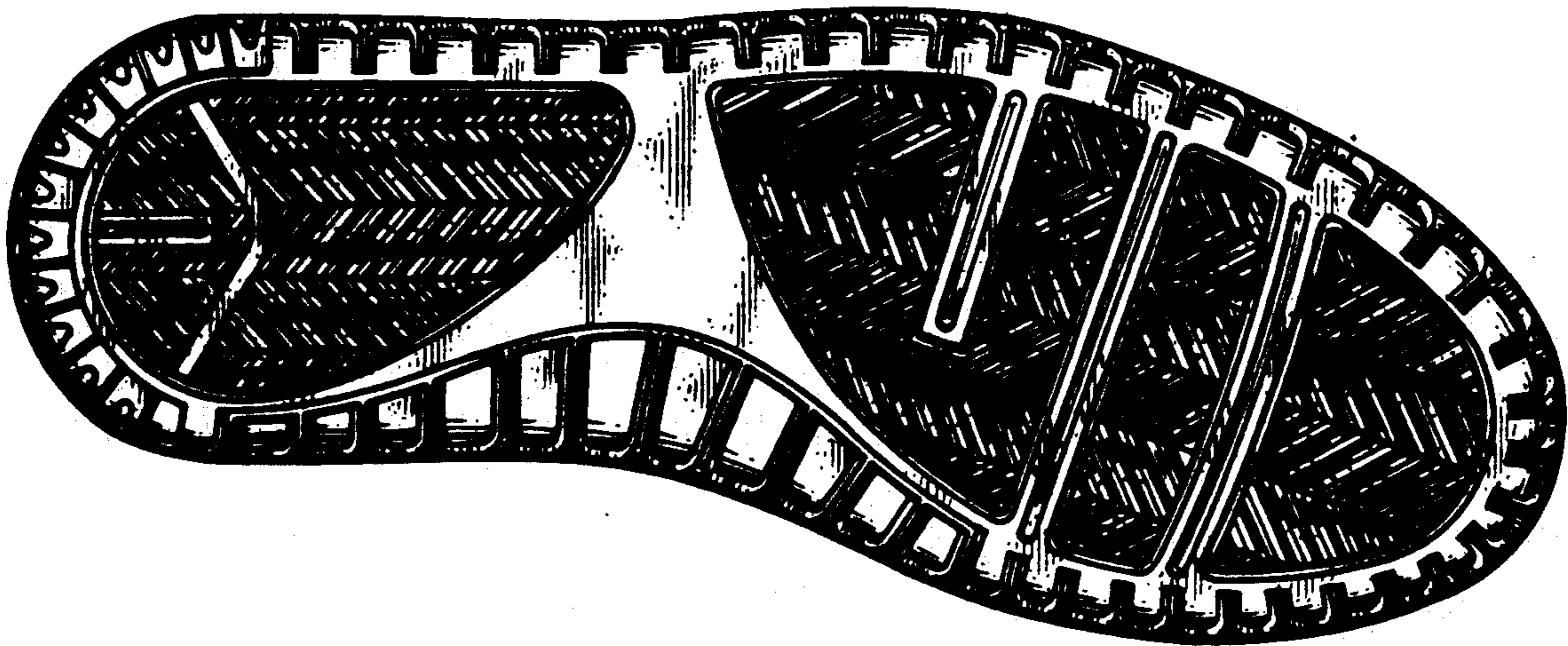
Primary Examiner—Louis S. Zarfus
Attorney, Agent, or Firm—Don C. Lawrence

[57] **CLAIM**

The ornamental design for a shoe sole, as shown.

DESCRIPTION

FIG. 1 is a right side elevational view of the shoe sole of the present invention;
 FIG. 2 is a bottom plan view thereof;
 FIG. 3 is a top plan view thereof;
 FIG. 4 is a left side elevational view thereof;
 FIG. 5 is a front elevational view thereof; and,
 FIG. 6 is a rear elevational view thereof.
 The broken line showing of a shoe upper is for environmental purposes only and forms no part of the claimed design.






Fig. 1.

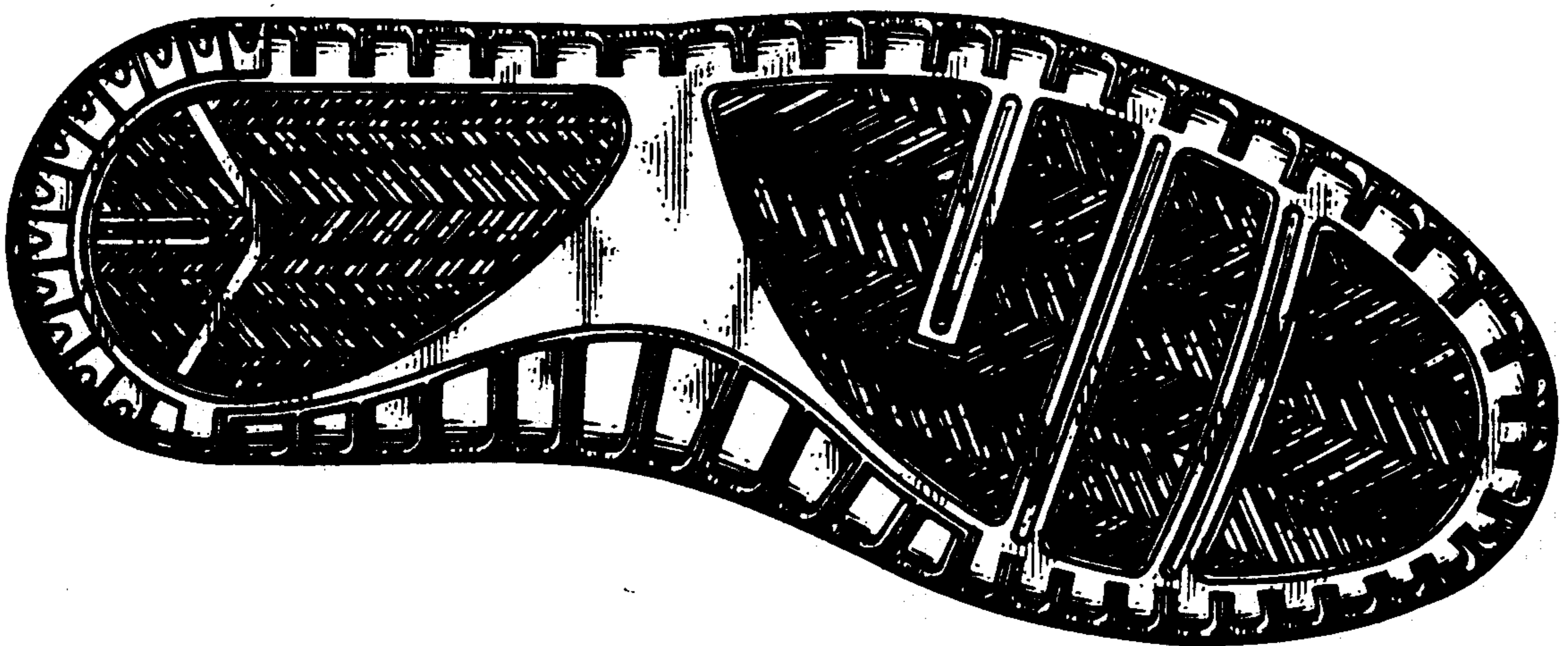


Fig. 2.

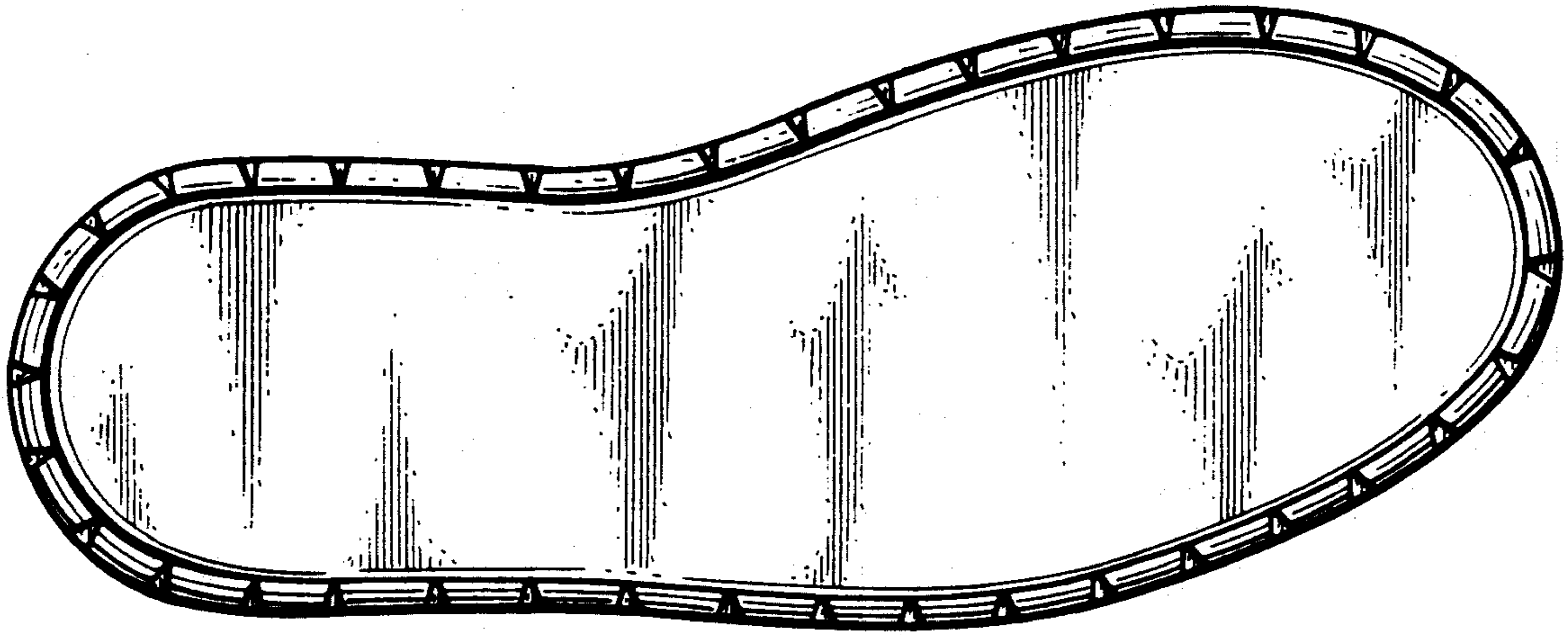


Fig. 3.




Fig. 4.




Fig. 5.




Fig. 6.