



US00D337859S

United States Patent [19]

[11] Patent Number: **Des. 337,859**

Rommerdale

[45] Date of Patent: **** Jul. 27, 1993**

[54] CONTROL ENHANCING HOLDER FOR EMERY BOARDS

[75] Inventor: Eric Rommerdale, Brandon, Miss.

[73] Assignee: The W. E. Bassett Company, Shelton, Conn.

[**] Term: 14 Years

[21] Appl. No.: 724,957

[22] Filed: Jul. 2, 1991

[52] U.S. Cl. D28/62; D8/303

[58] Field of Search D28/56-62; D8/102, 107, 94, 303, DIG. 2, DIG. 4, DIG. 7; 132/73.5, 75.6, 76.4, 76.5; 16/114 R, 116 R, DIG. 12; 401/6; D19/55

[56] **References Cited**

U.S. PATENT DOCUMENTS

- D. 26,445 12/1836 Blake D8/303
- D. 31,802 11/1899 Gardner D8/303
- D. 115,310 6/1939 Dellinger D8/102
- D. 178,684 9/1956 Melges D8/102

- D. 324,744 3/1992 Rommerdale D28/62
- D. 331,644 12/1992 Lunderman et al. D28/59
- 1,395,793 11/1921 Broschart 401/6
- 4,246,914 1/1981 Keyser 132/76.4
- 4,397,325 8/1983 Van Roeyen 132/75.6 X

FOREIGN PATENT DOCUMENTS

- 171887 12/1921 United Kingdom 16/DIG. 12

Primary Examiner—Bernard Ansher
Assistant Examiner—C. Tuttle
Attorney, Agent, or Firm—Melvin I. Stoltz

[57] **CLAIM**

The ornamental design for a control enhancing holder for emery boards, as shown and described.

DESCRIPTION

FIG. 1 is a front elevational view of a control enhancing holder for emery boards showing my new design, the rear view being identical in appearance; FIG. 2 is a top plan view thereof, the bottom view being identical in appearance; and, FIG. 3 is a side elevational view thereof; the opposite side being identical in appearance.




FIG. 1




FIG. 2




FIG. 3

