



US00D337858S

United States Patent [19]

Eckart

[11] Patent Number: Des. 337,858

[45] Date of Patent: ** Jul. 27, 1993

[54] DRY SHAVER

[75] Inventor: Peter Eckart, Frankfurt am Main, Fed. Rep. of Germany

[73] Assignee: Braun Aktiengesellschaft, Frankfurt, Fed. Rep. of Germany

[**] Term: 14 Years

[21] Appl. No.: 734,867

[22] Filed: Jul. 24, 1991

[30] Foreign Application Priority Data

Feb. 5, 1991 [DE] Fed. Rep. of Germany 9100826

[52] U.S. Cl. D28/50

[58] Field of Search D28/44, 49-51, D28/58; 30/34.05, 34.1, 34.2, 41, 41.5, 41.6, 41.9, 43.3, 43.4, 42, 44, 45, 85, 86

[56] References Cited

U.S. PATENT DOCUMENTS

- D. 195,952 8/1963 Sanders D28/50
- D. 231,809 6/1974 Fujishima D28/50
- D. 307,491 4/1990 Okada D28/50
- 3,392,443 7/1968 Kawano et al. D28/50 X
- 4,903,404 2/1990 Labrijn 30/43.6 X

FOREIGN PATENT DOCUMENTS

- DM/016587 1/1990 Int'l Pat. Institute .
- DM/106588 1/1990 Int'l Pat. Institute .
- 1059192 12/1989 United Kingdom .

OTHER PUBLICATIONS

Industrial Design Oct. 1968, p. 70:Shaver at center of page.
Philips, Philishave 1939-1979 Historical Review, Jun., 1989.

Primary Examiner—Bernard Ansher
Assistant Examiner—C. Tuttle
Attorney, Agent, or Firm—Fish & Richardson

[57] CLAIM

The ornamental design for a dry shaver, as shown and described.

DESCRIPTION

FIG. 1 is a top front perspective view of a dry shaver embodying my new design;
FIG. 2 is a front elevational view thereof;
FIG. 3 is a rear elevational view thereof;
FIG. 4 is a side view thereof;
FIG. 5 is a side view thereof;
FIG. 6 is a top plan view thereof; and,
FIG. 7 is a bottom plan view thereof.



Fig. 1




Fig. 2




Fig. 3




Fig. 4

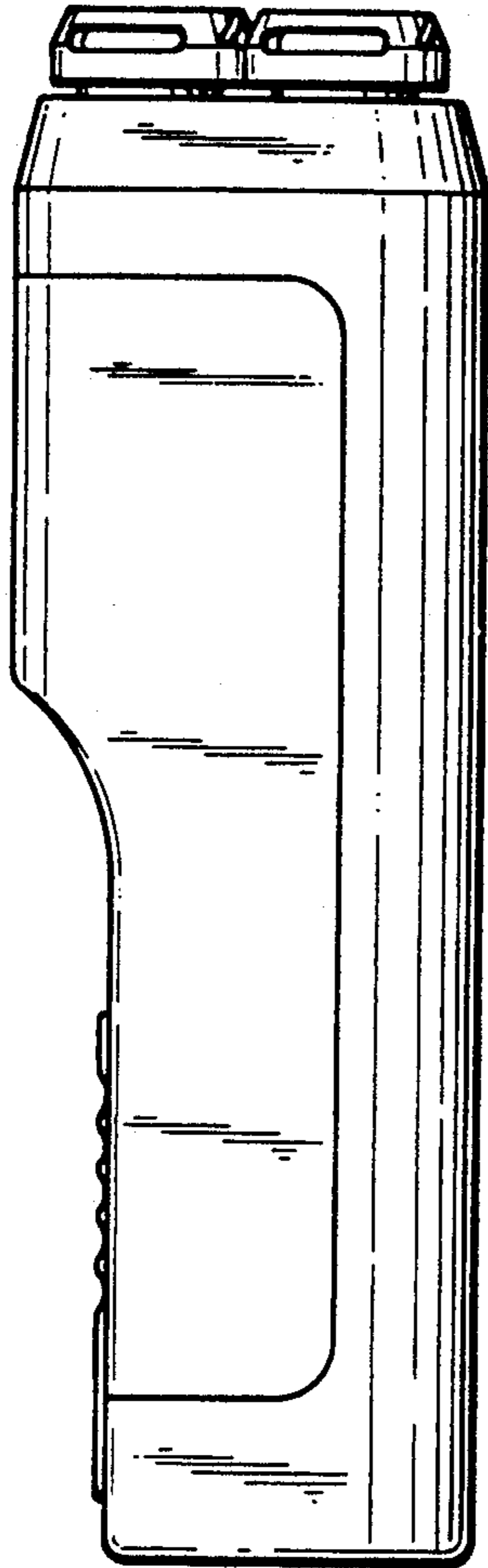


Fig. 5




Fig. 6

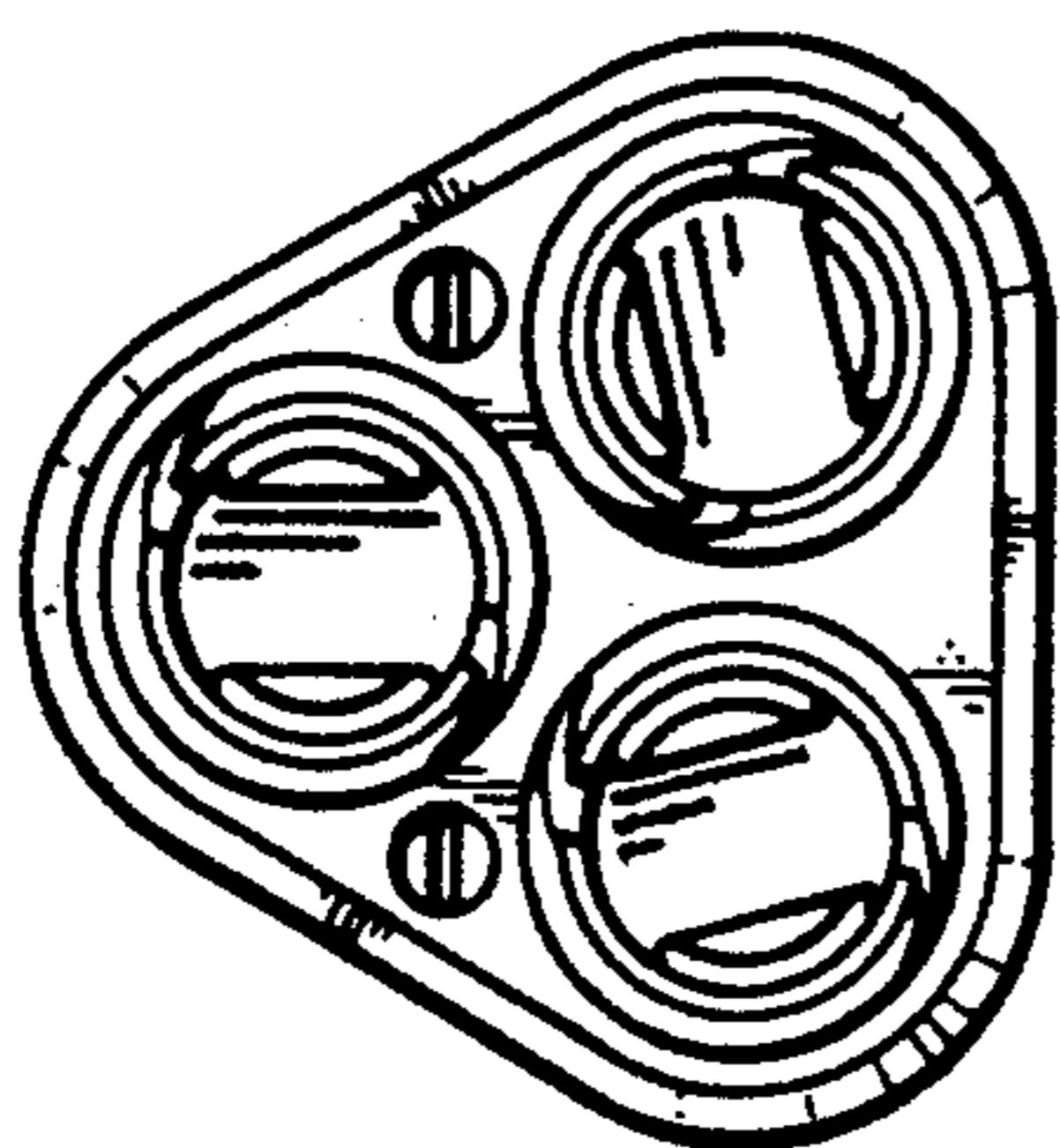


Fig. 7

