



US00D337850S

United States Patent [19]

[11] Patent Number: **Des. 337,850**

Berends

[45] Date of Patent: **** Jul. 27, 1993**

[54] **REPLACEMENT LAMP ASSEMBLY BRACKET**

[75] Inventor: **Boyd E. Berends, Holland, Mich.**

[73] Assignee: **Progressive Technology in Lighting, Inc., Holland, Mich.**

[**] Term: **14 Years**

[21] Appl. No.: **577,613**

[22] Filed: **Sep. 4, 1990**

[52] U.S. Cl. **D26/138**

[58] Field of Search **D26/138, 140, 75-78; 362/226, 216, 217, 219, 220, 222, 223, 224; D8/349, 373, 366, 354, 355**

[56] **References Cited**

U.S. PATENT DOCUMENTS

D. 157,204	2/1950	Pieper	D26/138
D. 291,864	9/1987	Hill	D8/354
D. 316,311	4/1991	Freed	D26/140
1,903,127	3/1933	O'Rourke	439/233 X
2,227,739	1/1941	Pollard	362/217
2,869,092	1/1959	Goddard	439/235
4,130,860	12/1978	Careglic et al.	362/217
4,208,702	6/1980	Wotowiec	362/217
4,244,012	1/1981	Hansen et al.	362/216

OTHER PUBLICATIONS

Prior art Replacement Lamp Assembly Bracket, date unknown.

Primary Examiner—Susan J. Lucas
Attorney, Agent, or Firm—Price, Heneveld, Cooper, DeWitt & Litton

[57] **CLAIM**

The ornamental design for a replacement lamp assembly bracket, as shown and described.

DESCRIPTION

FIG. 1 is a perspective view taken from the front and left side of a replacement lamp assembly bracket showing my new design;

FIG. 2 is a left side elevational view thereof on an enlarged scale;

FIG. 3 is a right side elevational view thereof on an enlarged scale;

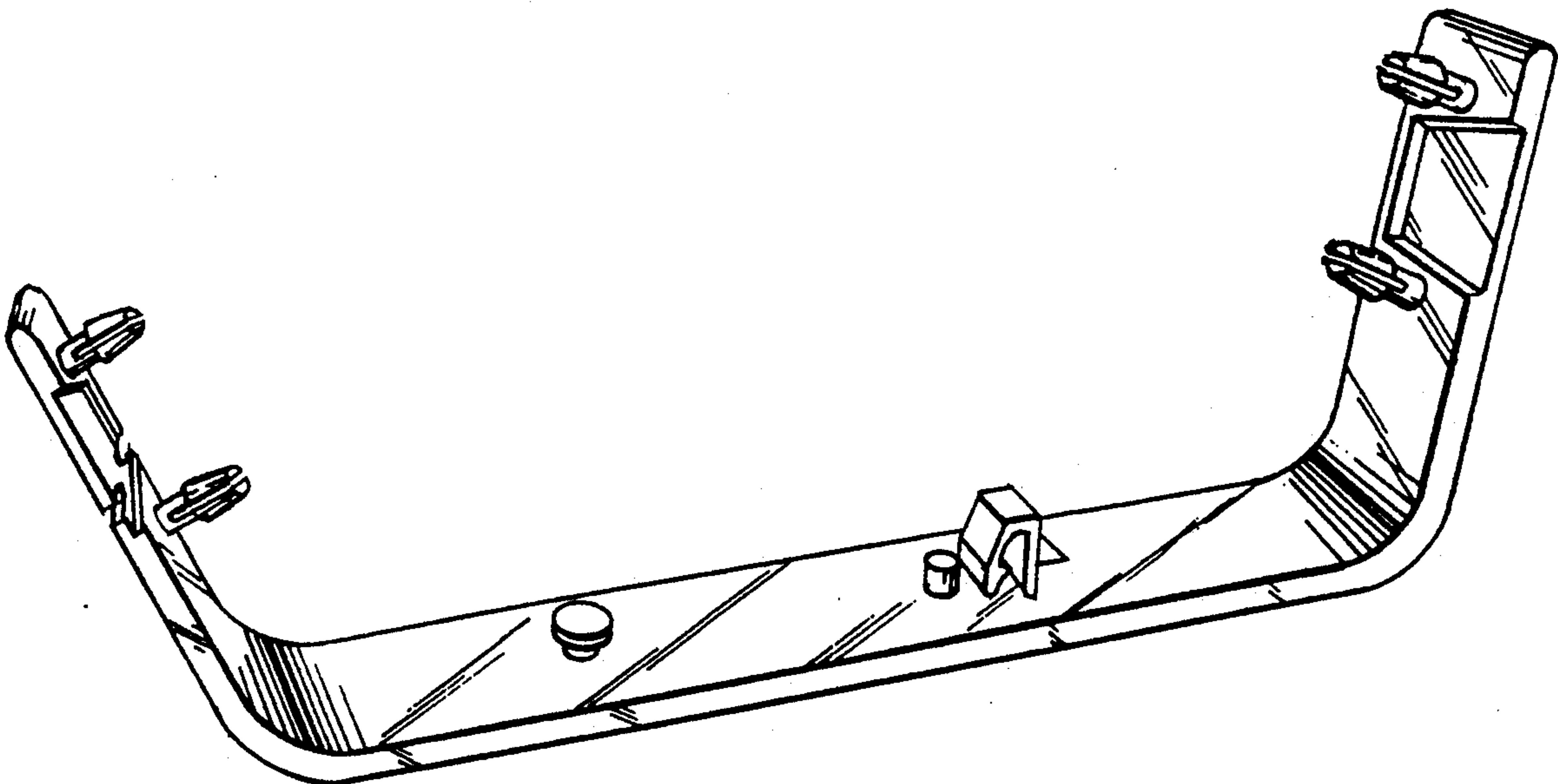
FIG. 4 is a top plan view thereof on an enlarged scale;

FIG. 5 is a rear elevational view thereof on an enlarged scale;

FIG. 6 is a bottom plan view thereof on an enlarged scale; and,

FIG. 7 is a front elevational view thereof on an enlarged scale.

The fluorescent lamps and transformer are shown in broken lines for illustrative purposes only.



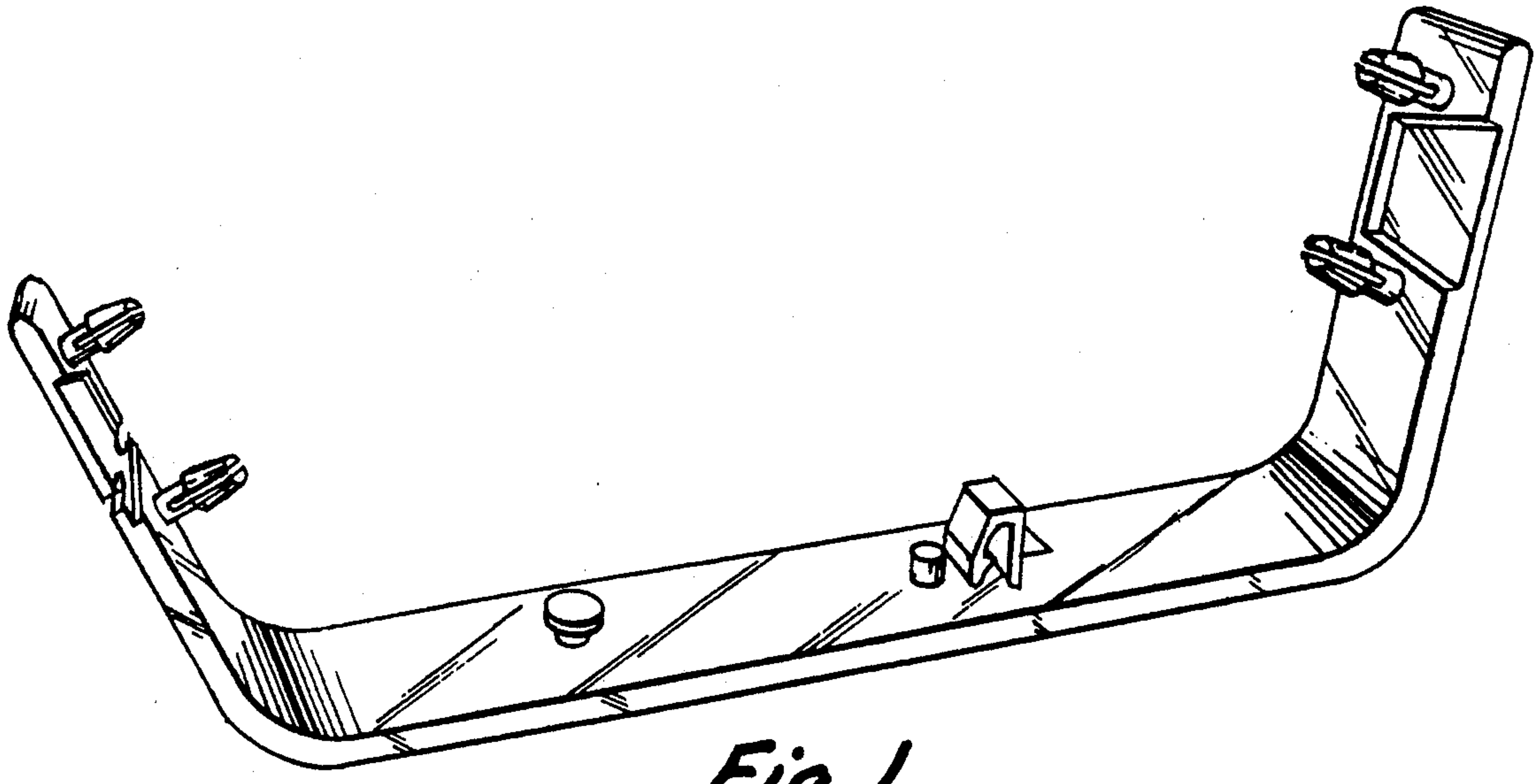


Fig. 1.

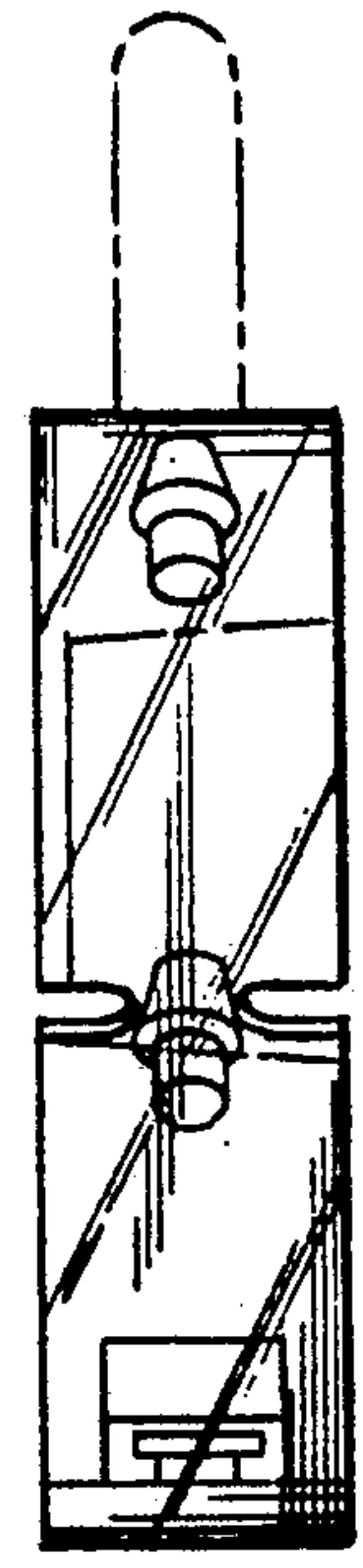


Fig. 2.




Fig. 3.

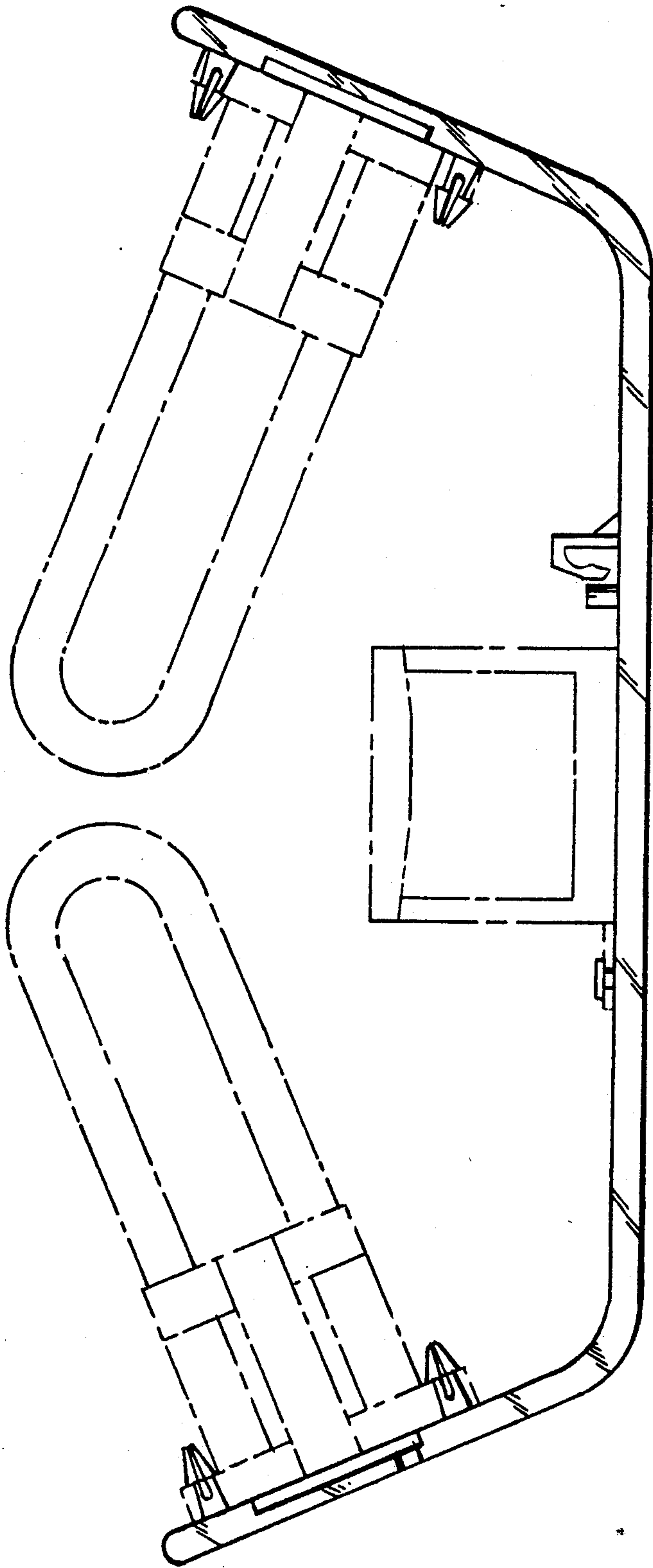


Fig. 7.

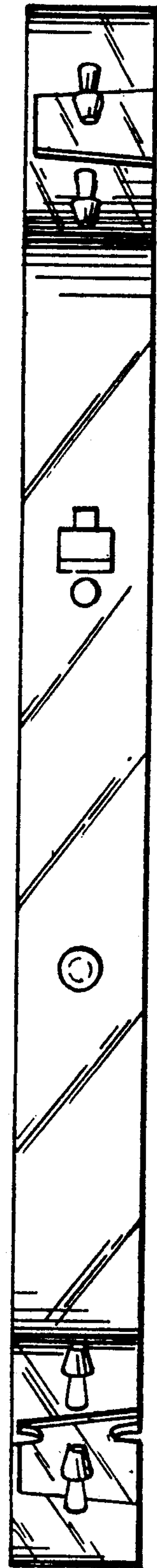


Fig. 4.

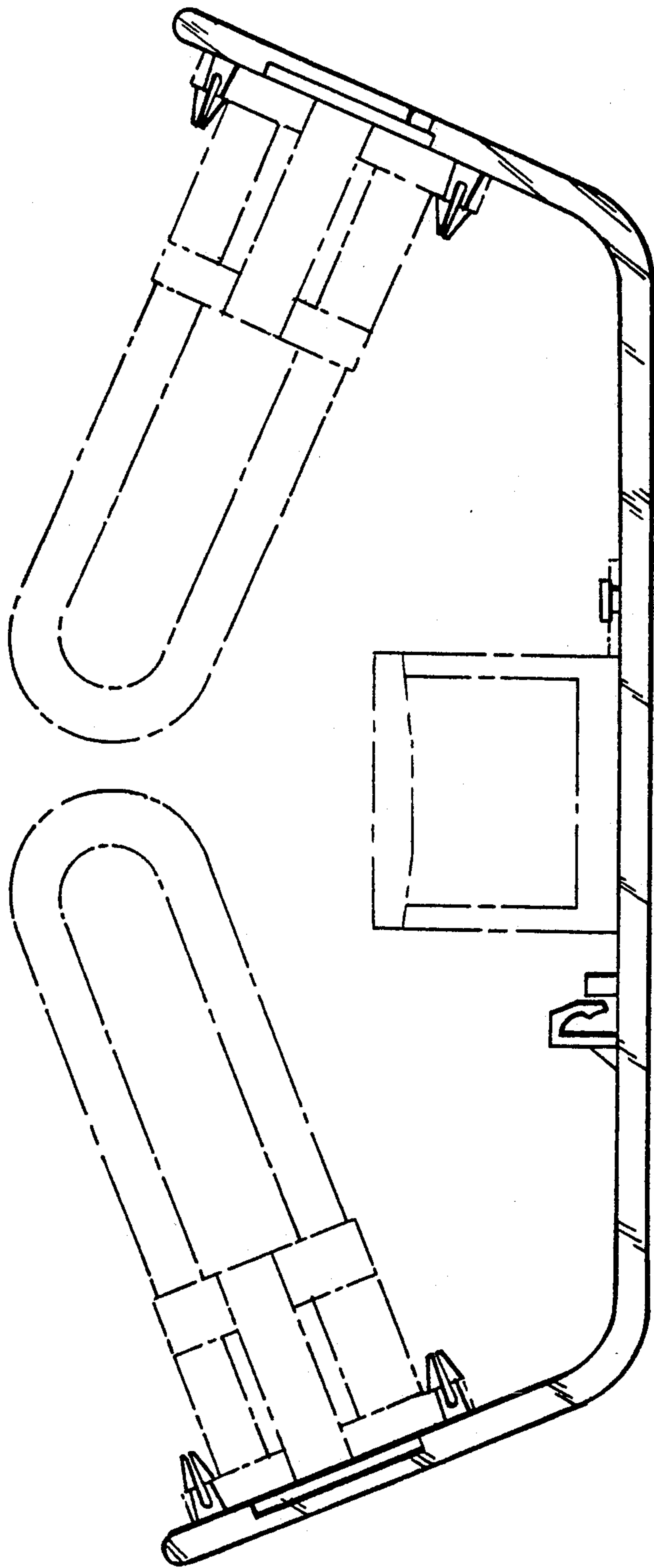


Fig. 5.

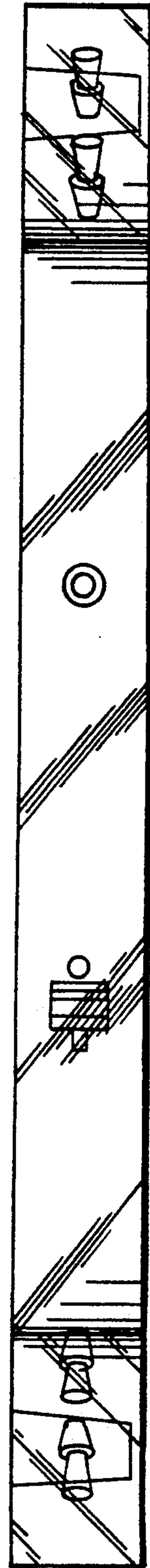


Fig. 6.

UNITED STATES PATENT AND TRADEMARK OFFICE
CERTIFICATE OF CORRECTION

PATENT NO. : Des. 337,850
DATED : July 27, 1993
INVENTOR(S) : Boyd E. Berends

It is certified that error appears in the above-identified patent and that said Letters Patent is hereby corrected as shown below:

On the Title page, item [54] and in col. 1, line 2:
In the Title:

"REPLACEMENT LAMP ASSEMBLY BRACKET" should be

--BRACKET FOR COMPACT FLUORESCENT LAMP

REPLACEMENT ASSEMBLY FOR SIGNS--.

Signed and Sealed this
First Day of February, 1994

Attest:



BRUCE LEHMAN

Attesting Officer

Commissioner of Patents and Trademarks