



US00D337844S

United States Patent [19]

[11] Patent Number: **Des. 337,844**

Poirier

[45] Date of Patent: **** Jul. 27, 1993**

[54] FLUORESCENT TASK LIGHT

[75] Inventor: **Charles L. Poirier, Fort Wayne, Ind.**

[73] Assignee: **Group Dekko International, Inc.,
Kendallville, Ind.**

[**] Term: **14 Years**

[21] Appl. No.: **643,801**

[22] Filed: **Jan. 22, 1991**

[52] U.S. Cl. **D26/76**

[58] Field of Search **D26/72, 80-92,
D26/75, 77, 76, 78; 362/147, 432, 404, 220-225,
33**

[56] References Cited

U.S. PATENT DOCUMENTS

- D. 268,367 3/1983 Paquette et al. D26/76
- D. 286,916 11/1986 Worrell D26/72

OTHER PUBLICATIONS

Thomas Lighting Catalog ©1980, p. 86, Fluorescent Under Cabinet Light #M-343.

Primary Examiner—Susan J. Lucas
Attorney, Agent, or Firm—Barnes & Thornburg

[57] CLAIM

The ornamental design for a fluorescent task light, as shown and described.

DESCRIPTION

FIG. 1 is a perspective view showing the bottom, front, and one side of a fluorescent task light illustrating my new design;

FIG. 2 is a bottom plan view thereof;

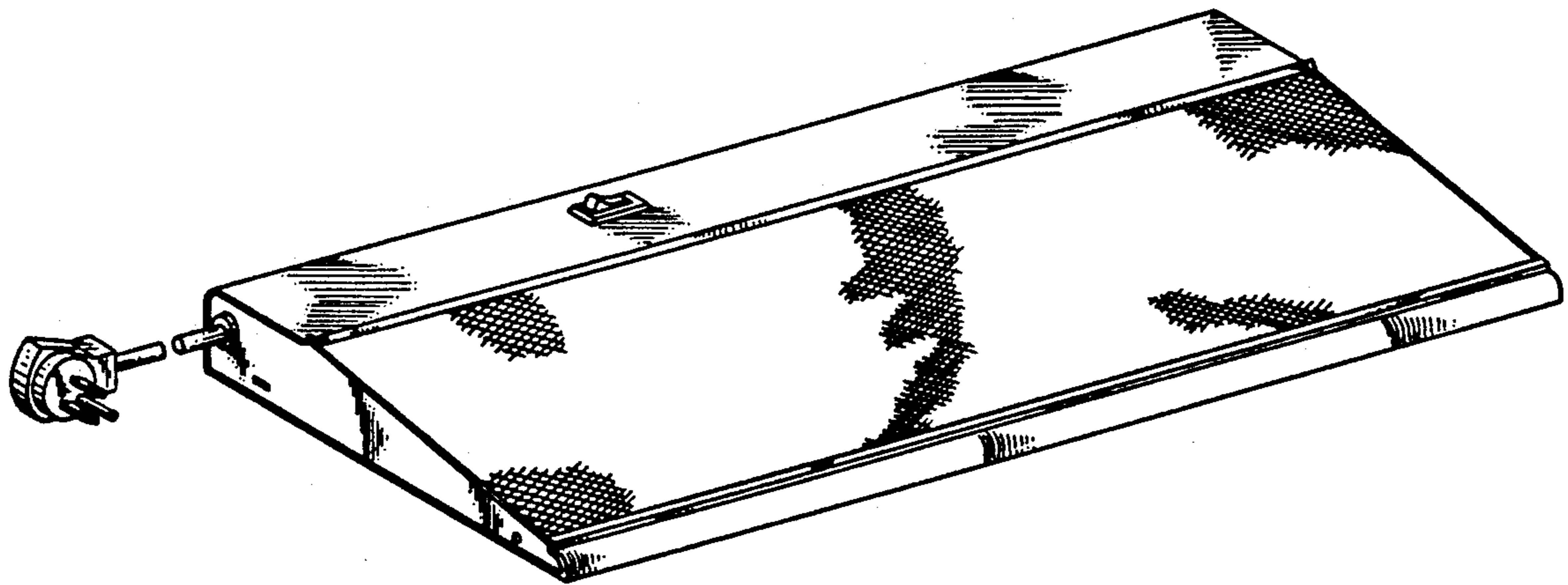
FIG. 3 is a top plan view thereof;

FIG. 4 is a front elevation view thereof;

FIG. 5 is a rear elevation view thereof;

FIG. 6 is a side elevation view thereof from the side visible in FIG. 1; and,

FIG. 7 is a side elevation view thereof from the side opposite that shown in FIG. 6.



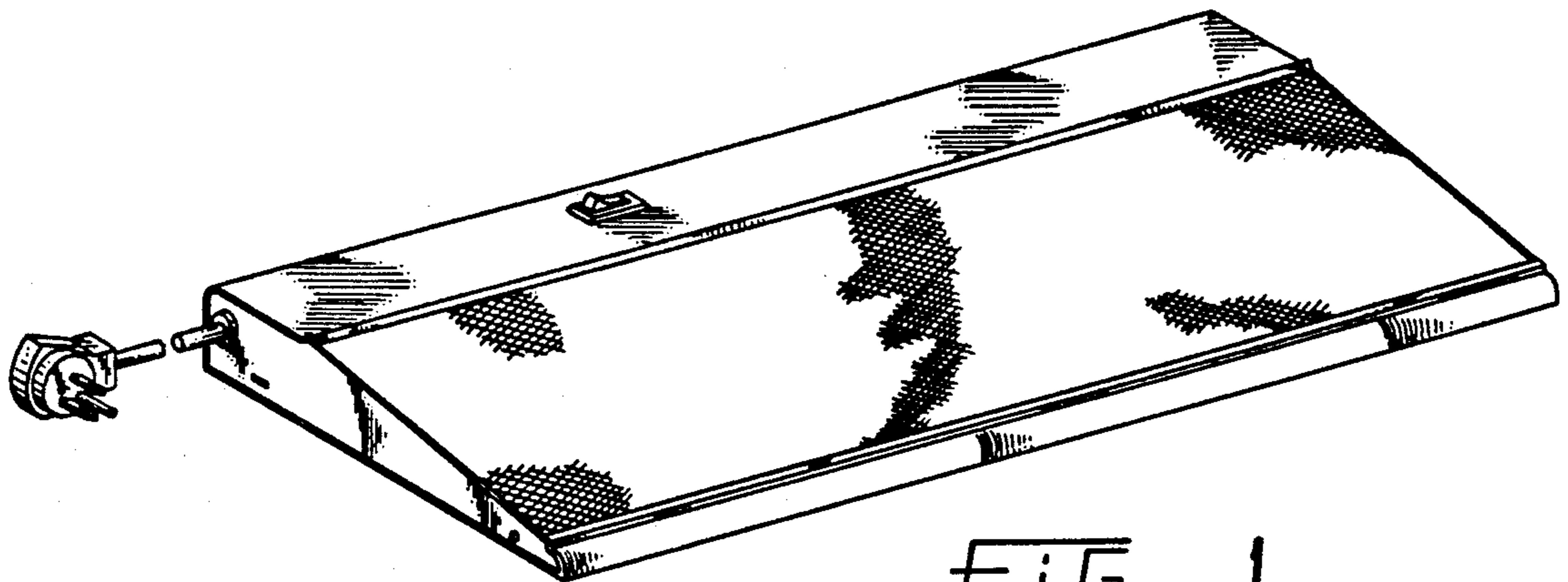


FIG. 1

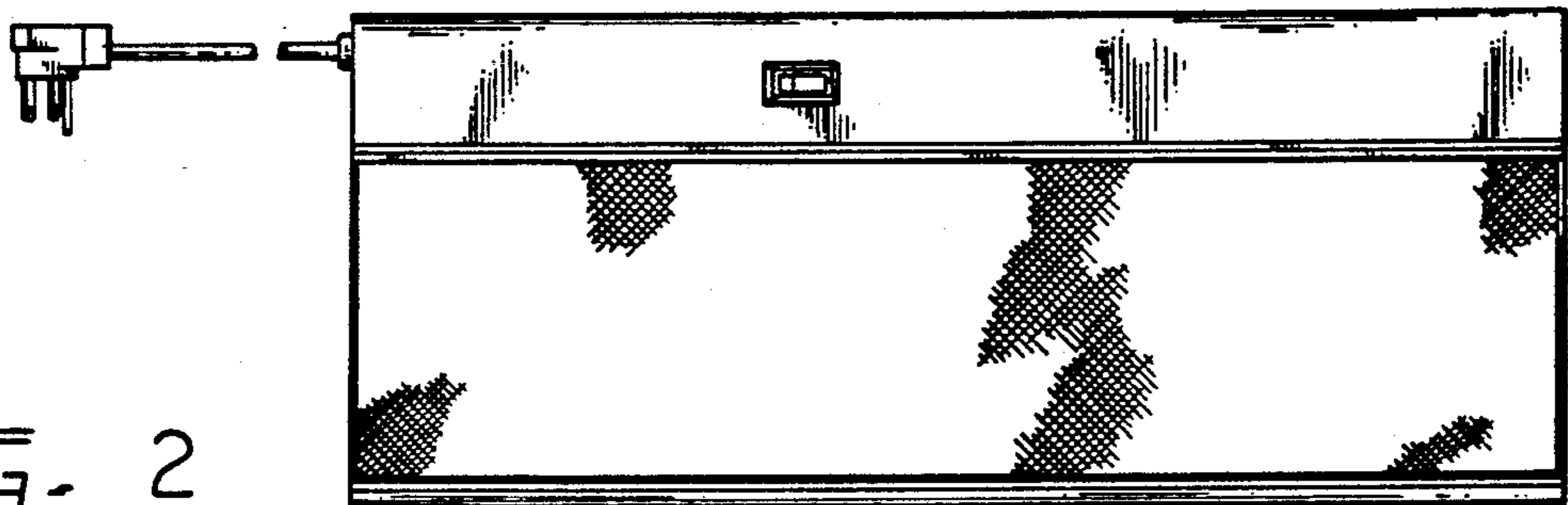


FIG. 2

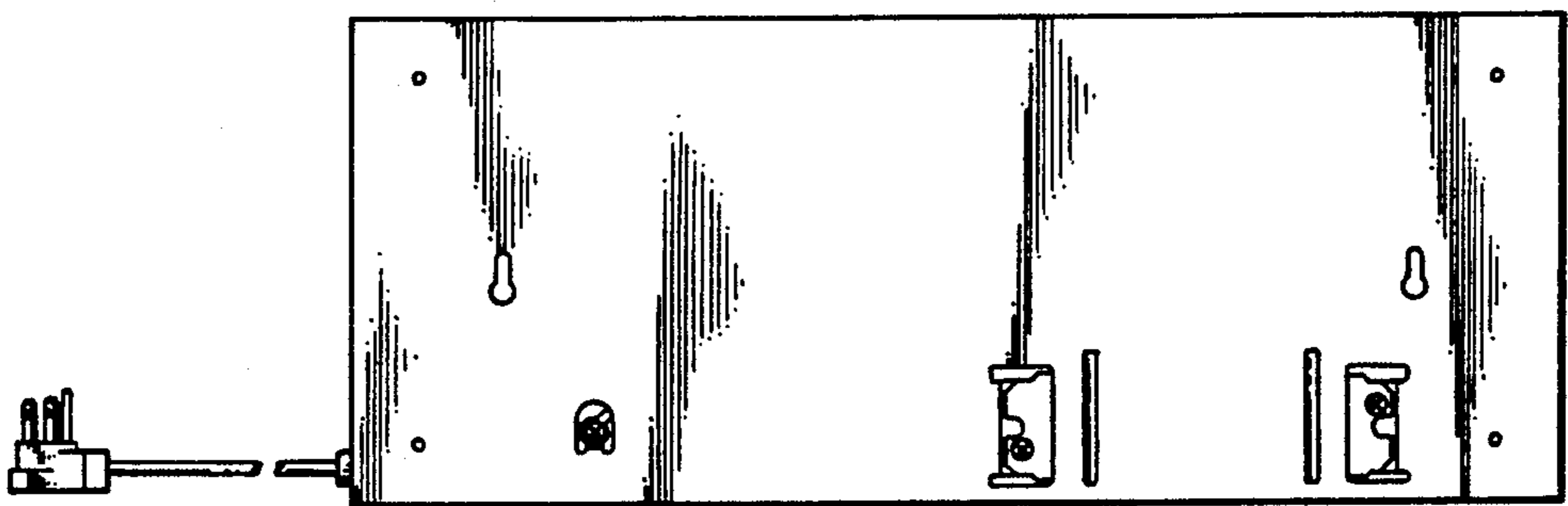


FIG. 3



FIG. 4




FIG. 5

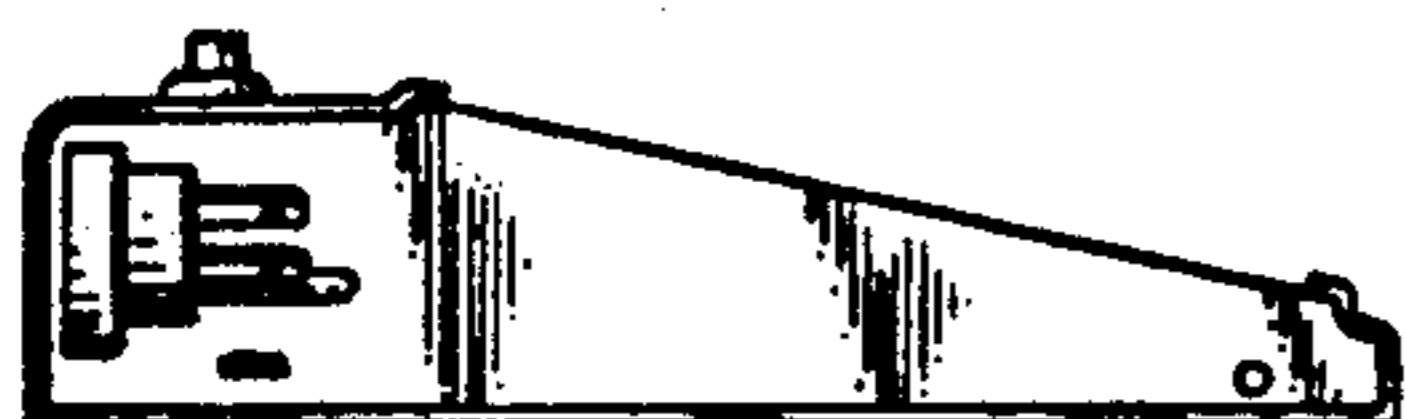


FIG. 6



FIG. 7