



US00D337839S

United States Patent [19]

[11] Patent Number: **Des. 337,839**

Zeller

[45] Date of Patent: **** Jul. 27, 1993**

[54] FLASHLIGHT

[76] Inventor: **Noel E. Zeller**, c/o Zelco Industries, Inc., 630 S. Columbus Ave., Mount Vernon, N.Y. 10551-4445

[**] Term: **14 Years**

[21] Appl. No.: **743,572**

[22] Filed: **Aug. 9, 1991**

[52] U.S. Cl. **D26/43**

[58] Field of Search **D26/37-50;**
362/157, 158, 183-191, 196, 197, 198, 199, 200,
202, 396

[56] References Cited

U.S. PATENT DOCUMENTS

D. 281,820	12/1985	Oba et al.	D26/43
D. 306,351	2/1990	Charet et al.	D26/43
642,648	2/1900	Van Duzer .	
1,108,350	8/1914	Farber .	
1,692,394	11/1928	Sundh .	
2,648,762	8/1953	Dunkelberger	240/10.6
3,103,723	9/1963	Becker	24/3
3,118,614	1/1964	Mosca	240/2.17
3,349,236	10/1967	Sicho	240/2.18
3,393,312	7/1968	Dahl	240/10.67
3,735,119	5/1973	Williams, Jr.	240/10.6 R
3,852,587	12/1974	Koehler	240/60
4,317,162	2/1982	Richards et al.	362/106
4,347,553	8/1982	Saron	362/189
4,369,487	1/1983	Carlow	362/396 X
4,392,185	7/1983	Grossman et al.	362/105
4,443,831	4/1984	Godfrey et al.	362/80
4,495,550	1/1985	Visciano	362/189
4,517,499	5/1985	Saron	315/362
4,535,391	8/1985	Hsiao	362/183
4,912,612	3/1990	Giorgi	362/285

FOREIGN PATENT DOCUMENTS

971866 12/1964 United Kingdom 362/198

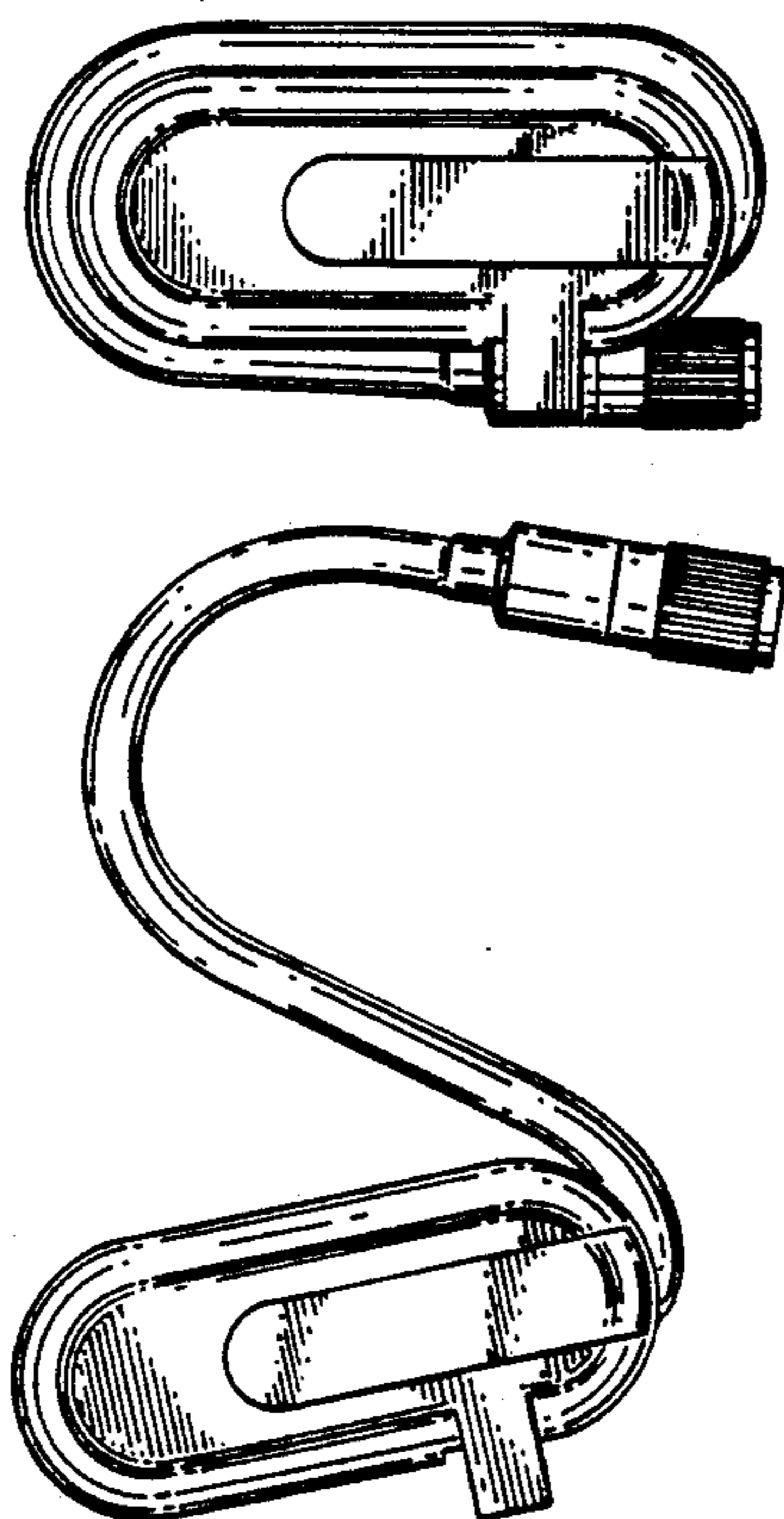
Primary Examiner—Susan J. Lucas
Attorney, Agent, or Firm—Donald S. Dowden

[57] CLAIM

The ornamental design for a flashlight, as shown and described.

DESCRIPTION

FIG. 1 is a left side view of a flashlight showing my new design in a first configuration;
 FIG. 2 is a rear view thereof;
 FIG. 3 is a front view thereof;
 FIG. 4 is a top view thereof;
 FIG. 5 is a bottom view thereof;
 FIG. 6 is a right side view thereof;
 FIG. 7 is a right side view thereof in a second configuration;
 FIG. 8 is a rear view thereof in said second configuration;
 FIG. 9 is a fragmentary front view thereof in said second configuration, the head of the flashlight being omitted for purposes of disclosure;
 FIG. 10 is a fragmentary top view thereof in said second configuration, the flexible cable of the flashlight being broken away for convenience of illustration;
 FIG. 11 is a fragmentary bottom view thereof in said second configuration, the flexible cable of the flashlight being broken away for convenience of illustration;
 FIG. 12 is a right side view thereof in a third configuration; and,
 FIG. 13 is a perspective view thereof in a fourth configuration.



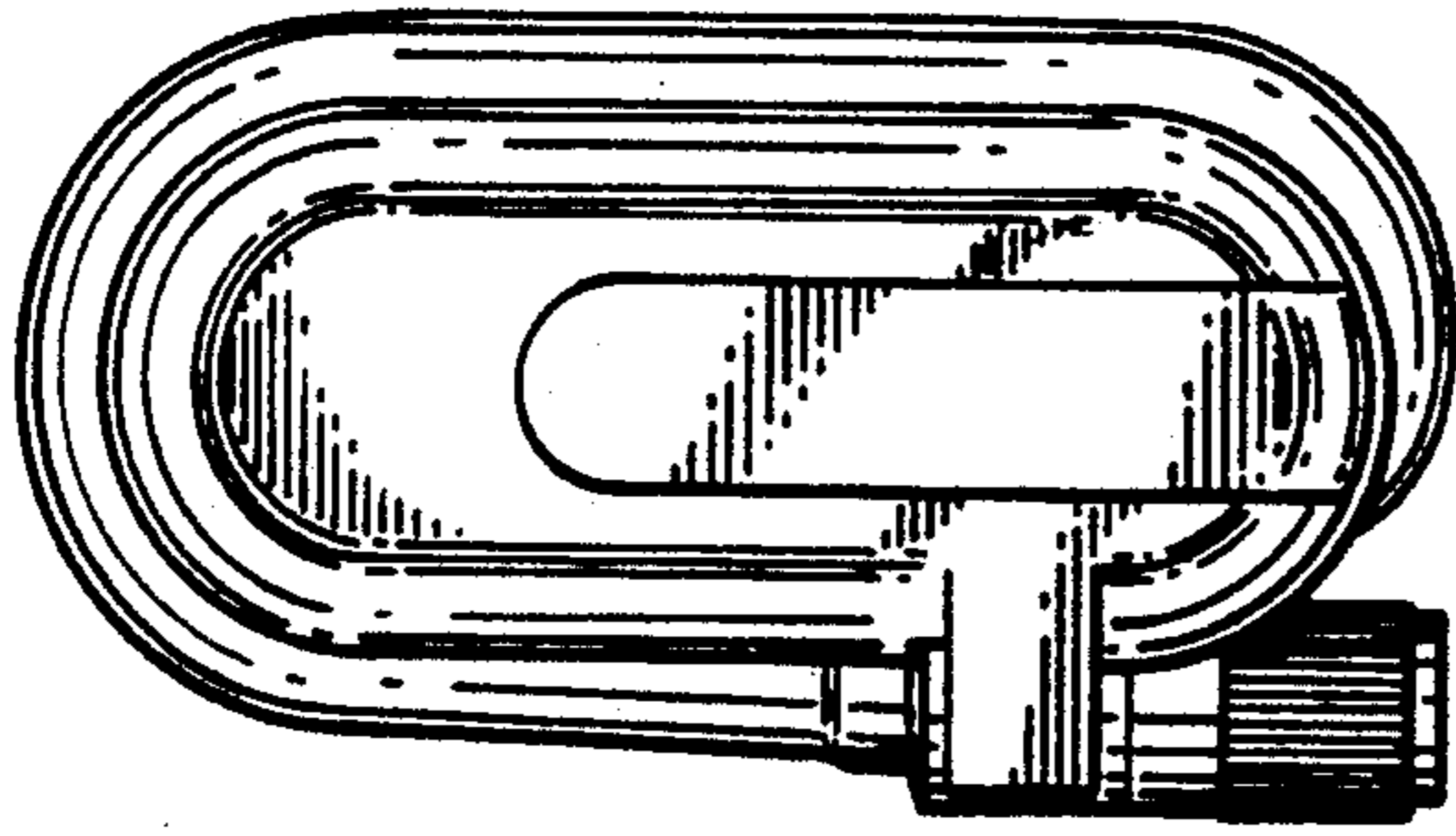


FIG. 1



FIG. 2



FIG. 3




FIG. 4




FIG. 5




FIG. 6

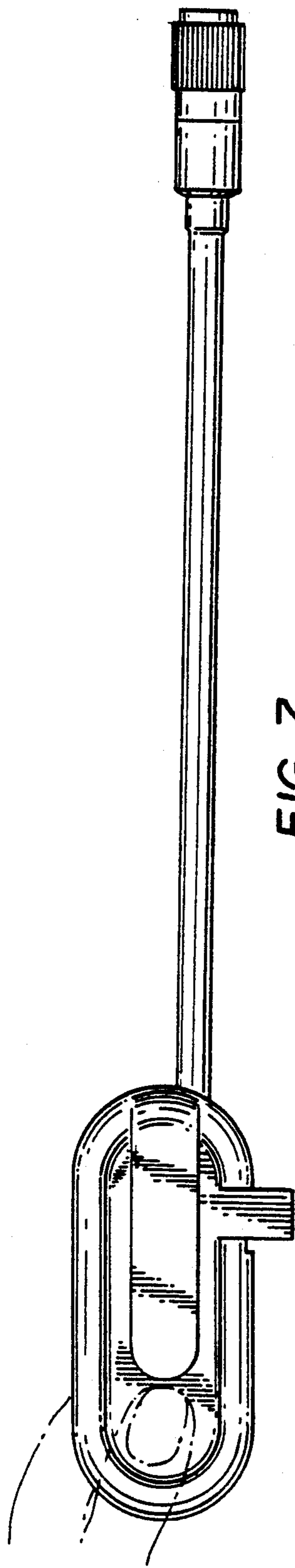


FIG. 7

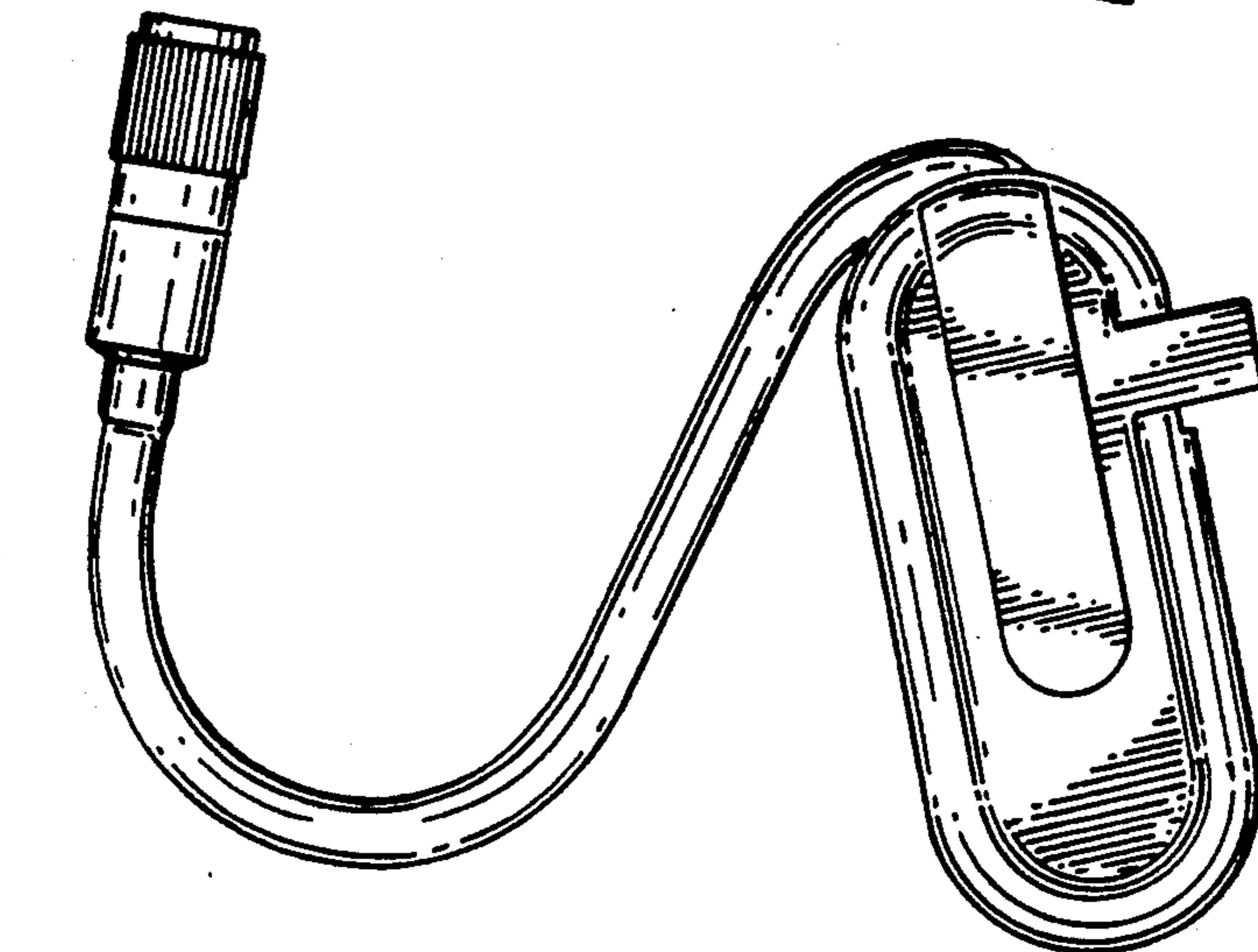


FIG. 9



FIG. 8




FIG. 10

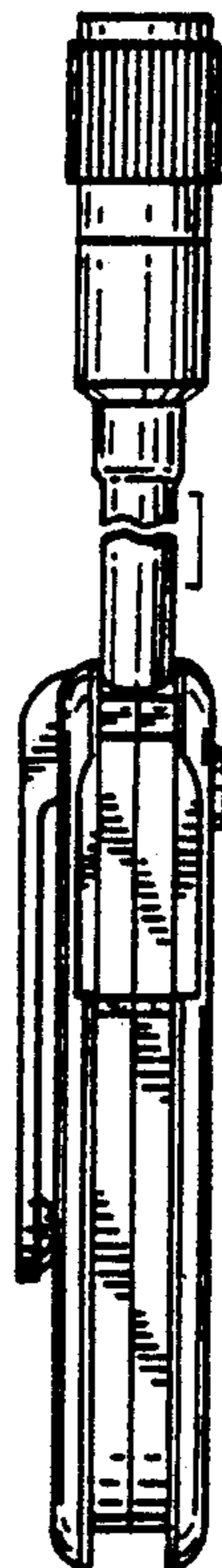


FIG. 11

FIG. 12




FIG. 13