



US00D337832S

United States Patent [19]

[11] Patent Number: **Des. 337,832**

Dunne

[45] Date of Patent: **** Jul. 27, 1993**

[54] **COMBINED BUILDING AND WALKWAY**

4,848,046 7/1989 Whitehead 52/80

[76] Inventor: **Gary J. Dunne**, P.O. Box 327, Grant, Fla. 32949

OTHER PUBLICATIONS

Life Magazine, Jun. 1989, p. 7, Street Tent.
Progressive Architecture, Jul. 1977, p. 84, O'Dome's Fiberglass Tent.

[**] Term: **14 Years**

Primary Examiner—A. Hugo Word
Assistant Examiner—Doris V. Coles
Attorney, Agent, or Firm—Richard C. Litman

[21] Appl. No.: **815,363**

[22] Filed: **Dec. 31, 1991**

[52] U.S. Cl. **D25/19; D25/13**

[58] Field of Search **D25/1, 16, 18, 19, 31; 52/80-81, 82, 69**

[57] **CLAIM**

The ornamental design for a combined building and walkway, as shown and described.


[56] **References Cited**

U.S. PATENT DOCUMENTS

D. 127,276	5/1941	Neff	D25/19
D. 133,418	8/1942	Norquist	D25/31 X
D. 174,122	3/1955	Graham	D25/19
D. 225,312	12/1972	Chamlee	D25/19
D. 227,452	6/1973	Moss	D25/19
D. 270,950	10/1983	Walls et al.	D25/19
1,798,810	3/1931	Rice et al.	D25/31 X
3,562,975	2/1971	Moss	D25/19 X
3,763,608	10/1973	Chamlee	52/80
4,075,795	2/1978	Thomas	52/80 X
4,655,013	4/1987	Ritland	D25/19 X

DESCRIPTION

FIG. 1 is a perspective view of a combined building and walkway showing my new design; FIG. 2 is a front elevational view thereof; FIG. 3 is a rear elevational view thereof; FIG. 4 is a top view thereof with the entrance walkway of FIGS. 1 and 2 removed for clarity; and, FIG. 5 is a side elevational view with the opposite side being a mirror image thereof, the entrance walkway of FIGS. 1 and 2 being removed for clarity. The undisclosed bottom is unornamented.






FIG. 1




FIG. 2

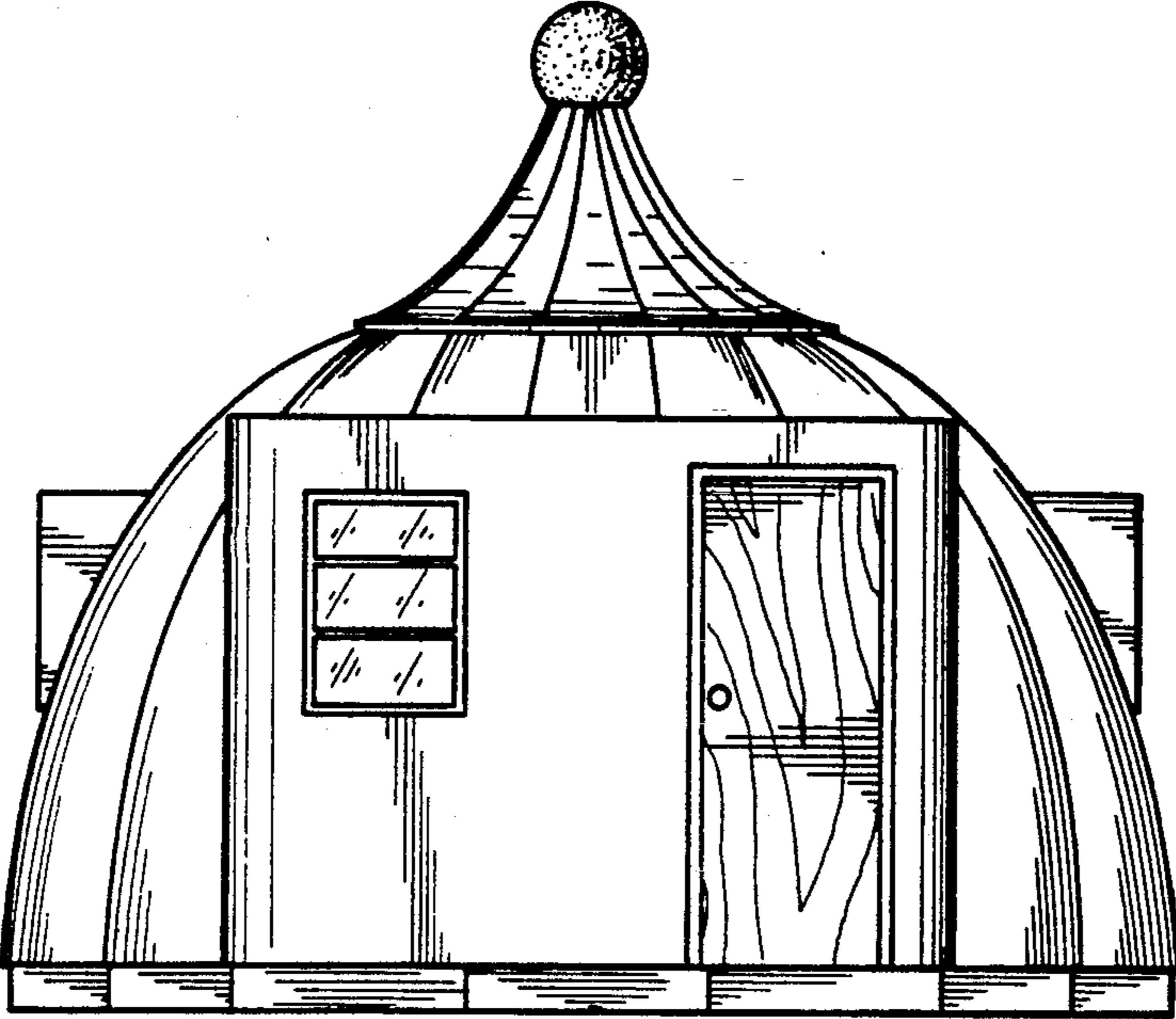


FIG. 3

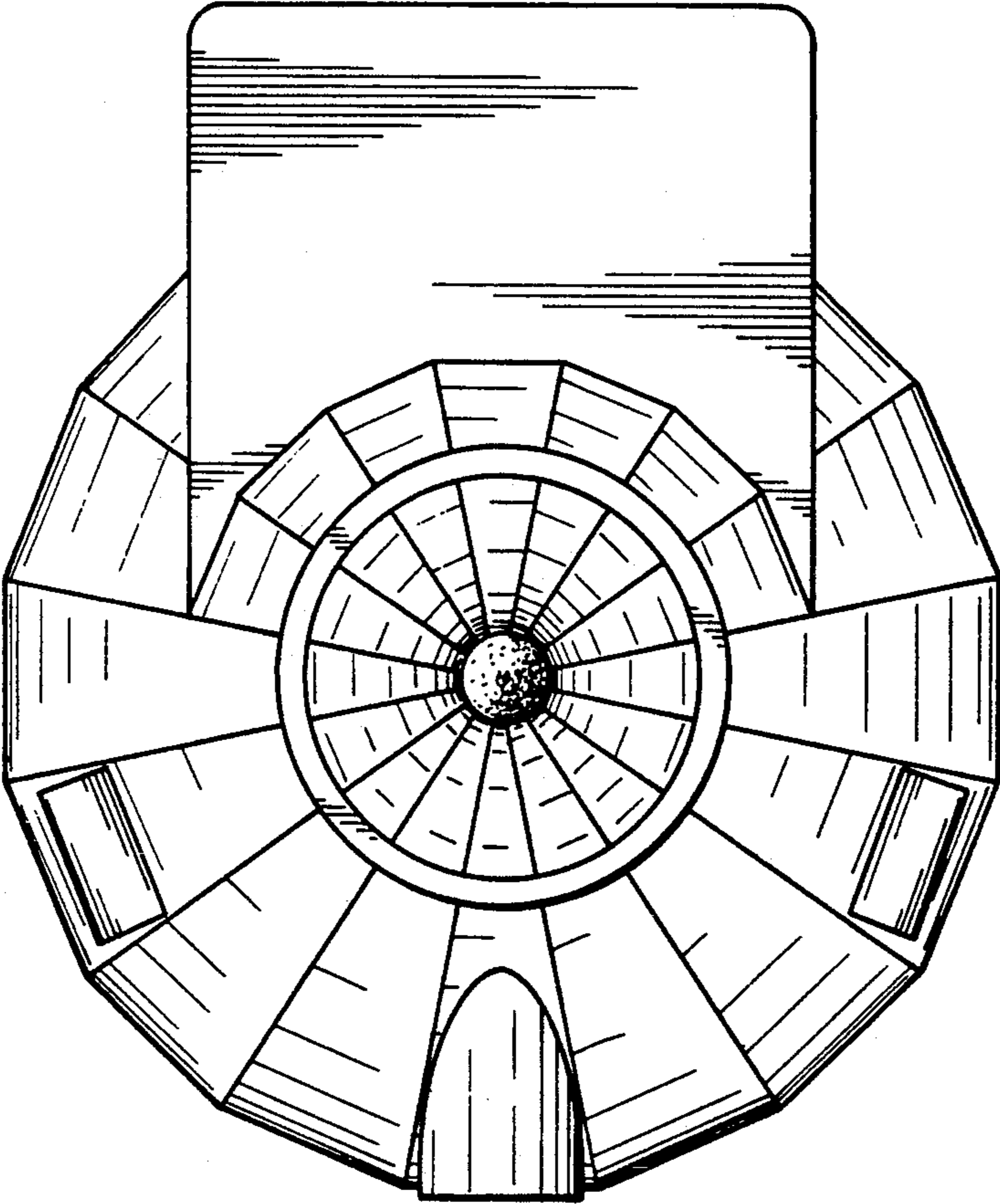


FIG. 4

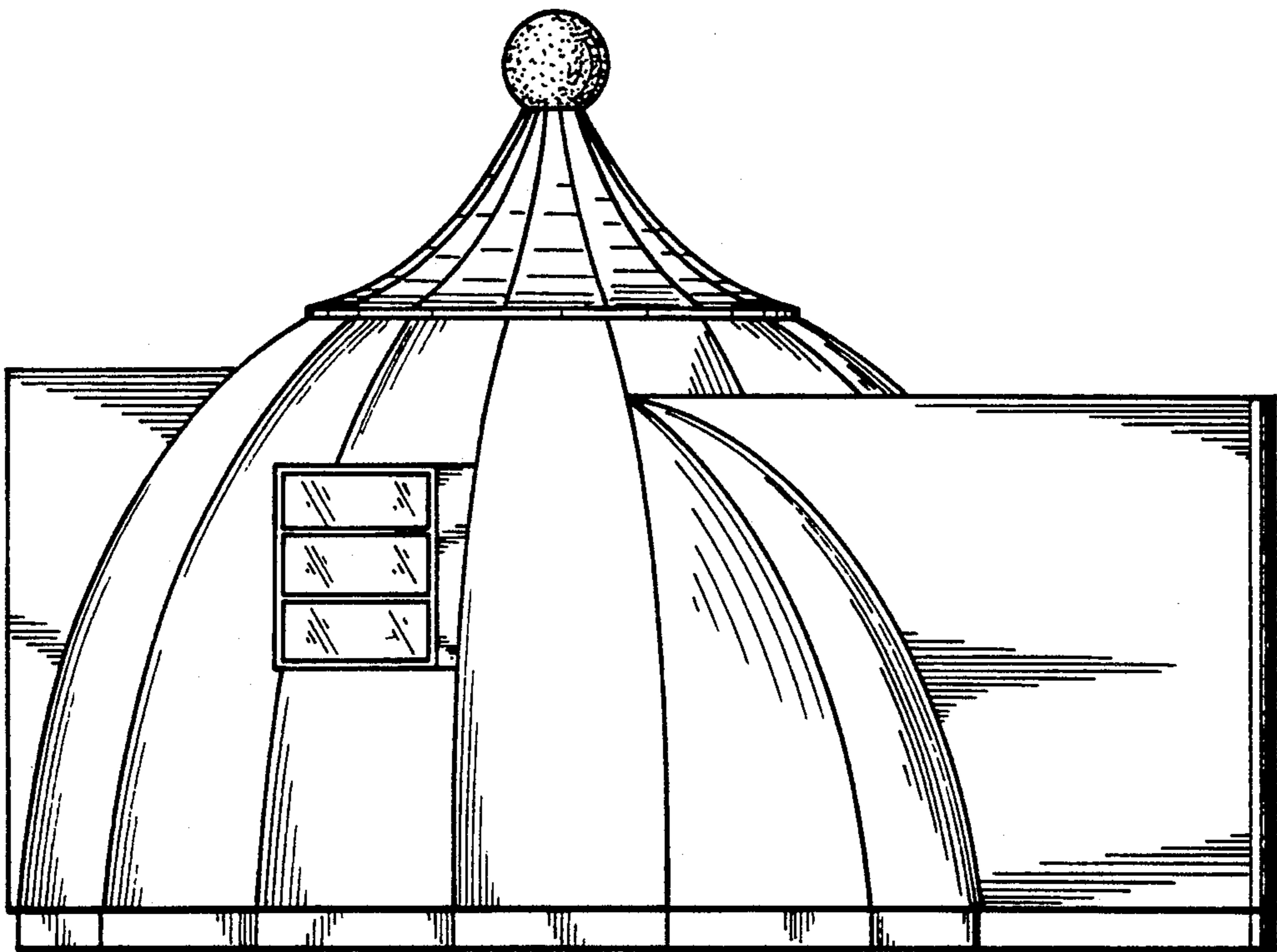


FIG. 5