



US00D337827S

United States Patent [19]

[11] Patent Number: **Des. 337,827**

Seng

[45] Date of Patent: **** Jul. 27, 1993**

[54] **MESSAGE ROLLER**

[56] **References Cited**

U.S. PATENT DOCUMENTS

[76] Inventor: **Sng C. Seng, Blk 15 Holland Drive
#02-98, Singapore, Singapore, 1027**

D. 119,035	2/1940	Lindgren	D24/211 X
D. 223,614	5/1972	Koolbergen	D21/198
D. 256,503	8/1980	Moustakas	D24/212
D. 271,051	10/1983	McCoy et al.	D24/211
D. 281,816	12/1985	Cohn, Sr. et al.	D24/211

[**] Term: **14 Years**

*Primary Examiner—Stella Reid
Attorney, Agent, or Firm—Dykema Gossett*

[21] Appl. No.: **631,078**

[57] **CLAIM**
The ornamental design for a message roller, as shown.


[22] Filed: **Dec. 20, 1990**

DESCRIPTION

[52] U.S. Cl. **D24/211; D21/198;
D24/212**

[58] Field of Search **D24/200, 211, 212, 213,
D24/214, 215; 128/57, 67, 44, 60, 62 R;
D21/198, 191**

FIG. 1 is a side elevational view of a message roller showing my new design;
FIG. 2 is a cross-sectional view thereof, taken along the line 2—2 of FIG. 1;
FIG. 3 is an end elevational view thereof; and,
FIG. 4 is a top perspective view thereof.



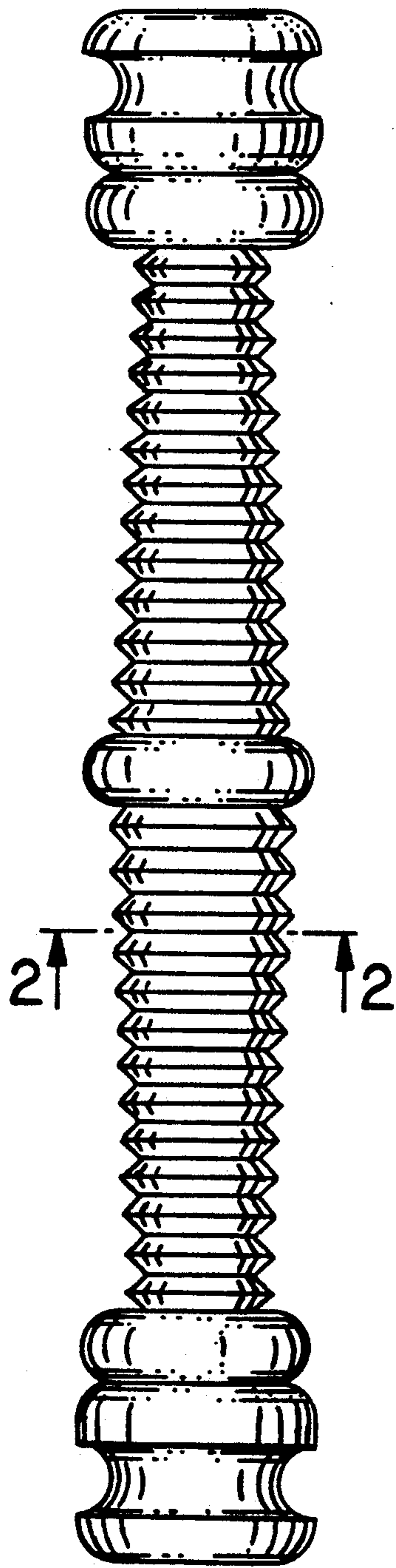


FIG.1

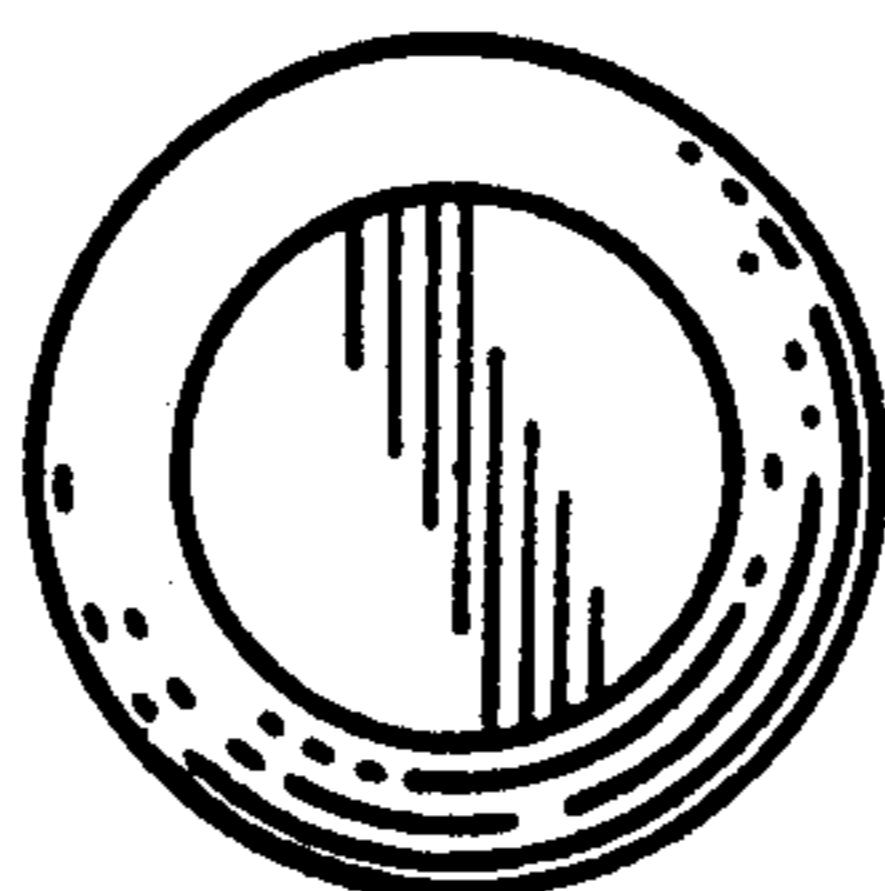


FIG.3

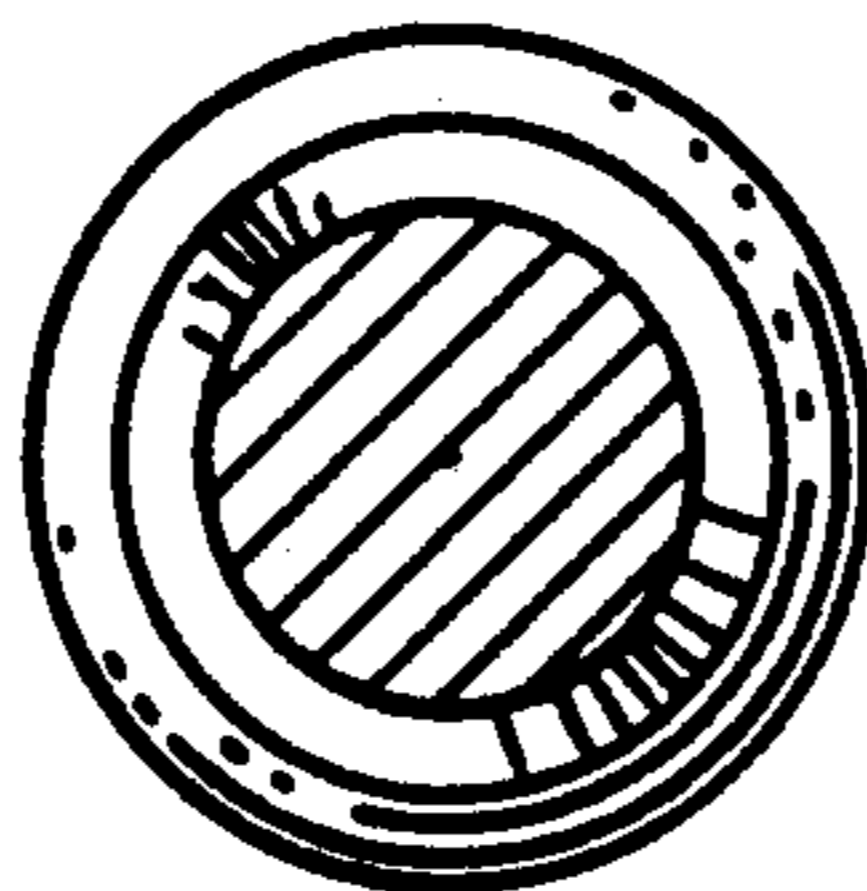


FIG.2




FIG.4