



US00D337813S

United States Patent [19]

[11] Patent Number: **Des. 337,813**

Levien

[45] Date of Patent: **** Jul. 27, 1993**

[54] **FAUCET HANDLE**

[75] Inventor: **Robin H. Levien**, Islington, London, England

[73] Assignee: **American Standard Inc.**, New York, N.Y.

[**] Term: **14 Years**

[21] Appl. No.: **598,871**

[22] Filed: **Oct. 16, 1990**

[52] U.S. Cl. **D23/252**

[58] Field of Search **D23/233-254; D8/300, 301, 307-312; 16/118, 119, 121**

[56] **References Cited**

U.S. PATENT DOCUMENTS

38,406	5/1863	Parker	16/121
D. 56,936	1/1921	Mueller	D23/238
D. 90,679	9/1933	Polcer	D23/238 X
D. 265,581	7/1982	Kohler, Jr.	D23/254
D. 312,495	11/1990	Joerger	D23/242
D. 323,375	1/1992	Razuimov	D23/242
1,482,765	2/1924	Sanborn	16/121
1,728,218	9/1929	Schmittgon	16/121

1,733,755	10/1929	Raplogle	16/121
3,361,174	1/1968	Bedford, Jr.	16/121


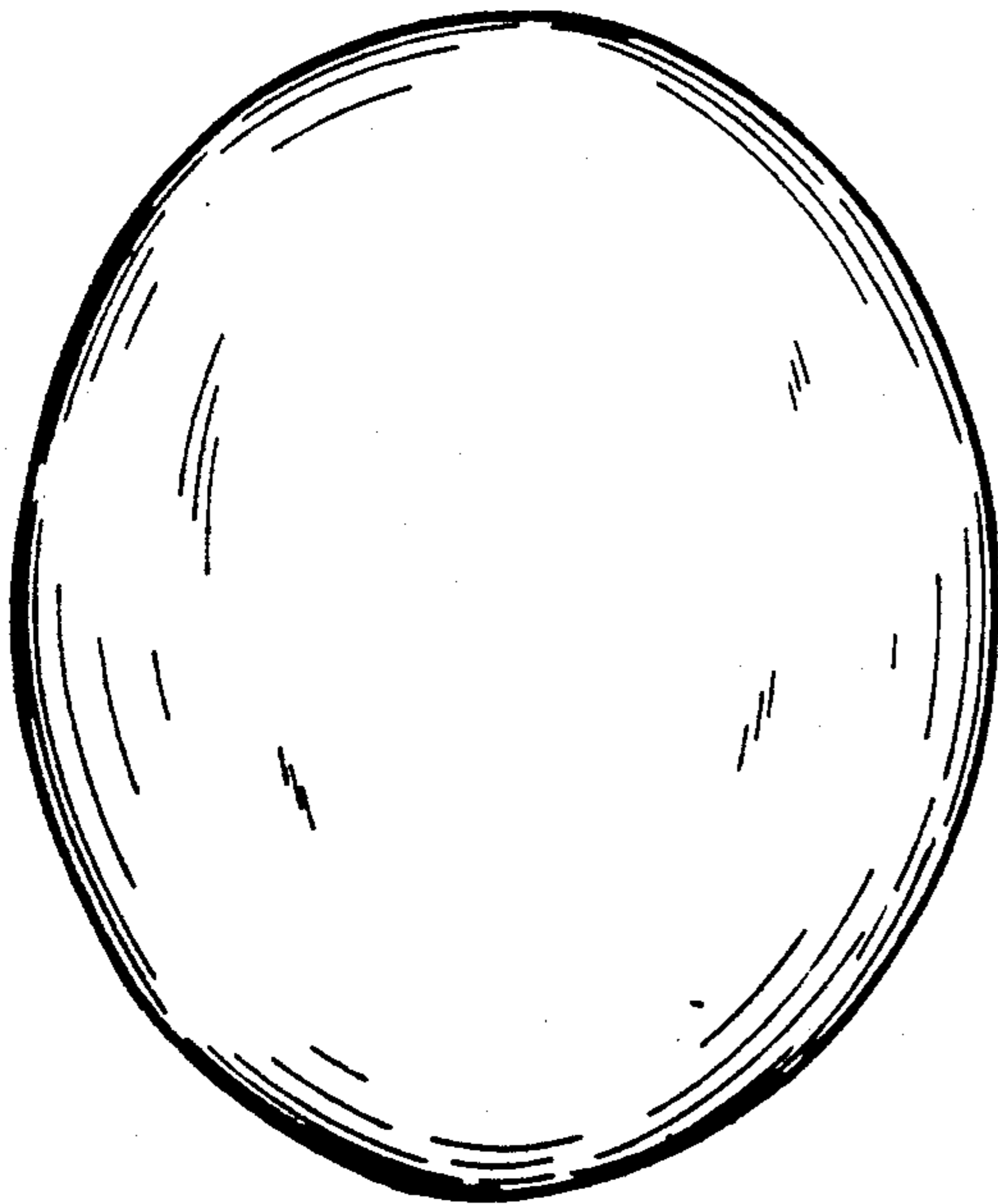
Primary Examiner—James R. Largen
Attorney, Agent, or Firm—Elaine B. Robinson; Ann M. Knab

[57] **CLAIM**

The ornamental design for a faucet handle, as shown and described.

DESCRIPTION

FIG. 1 is a top perspective view of a faucet handle showing my new design;
FIG. 2 is a reduced scale top perspective view thereof;
FIG. 3 is a top plan view thereof;
FIG. 4 is a front elevational view thereof;
FIG. 5 is a side elevational view thereof;
FIG. 6 is a bottom plan view thereof;
FIG. 7 is a rear elevational view thereof; and,
FIG. 8 is an elevational view taken from the side opposite that shown in FIG. 5.
The fragmentary broken line showing of a plumbing fixture and a second handle in FIG. 2 and an opening in FIG. 4 are for purposes of illustration only and form no part of the claimed design.






FIG. 1

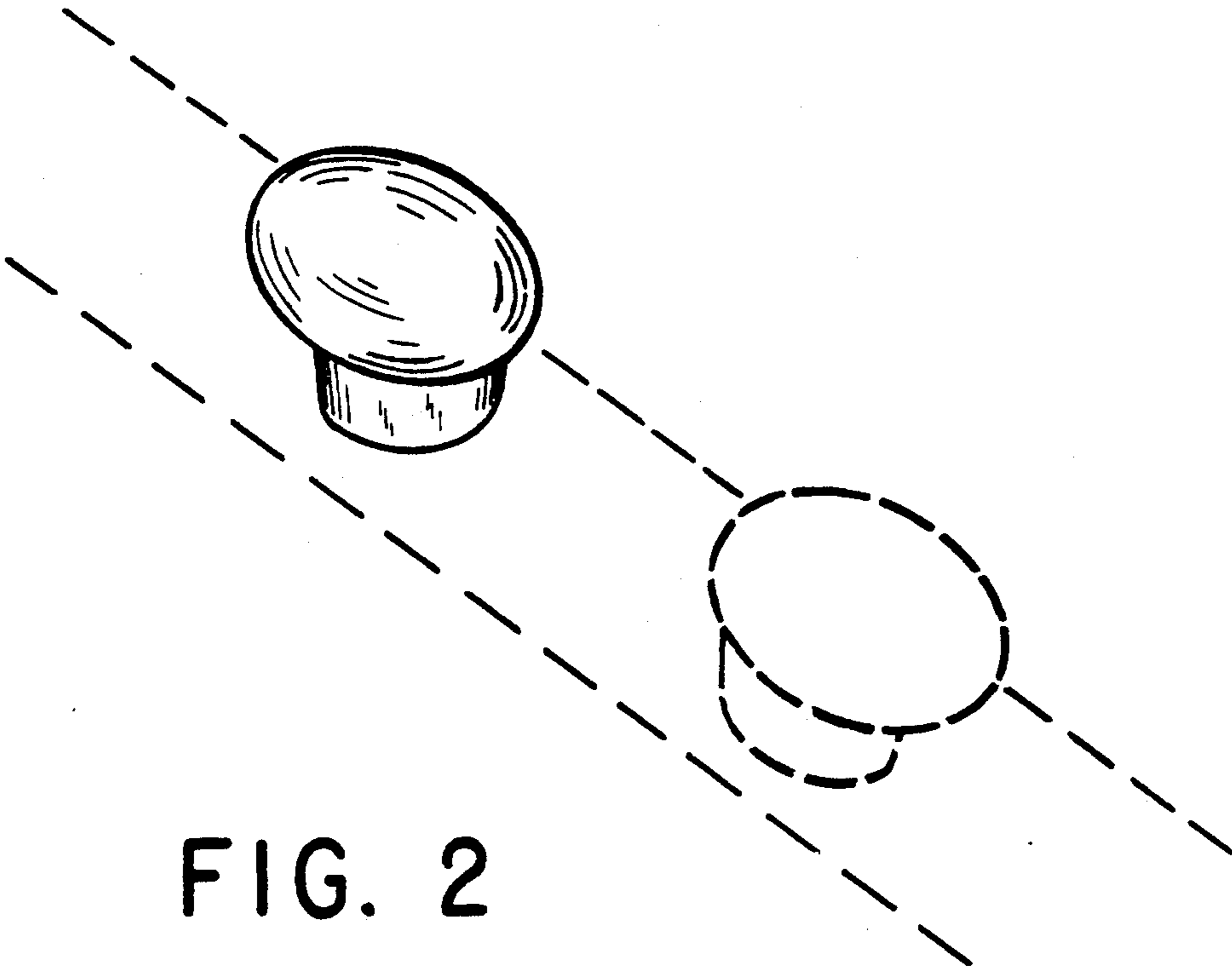


FIG. 2

FIG. 3





FIG. 4

FIG. 5




FIG. 6


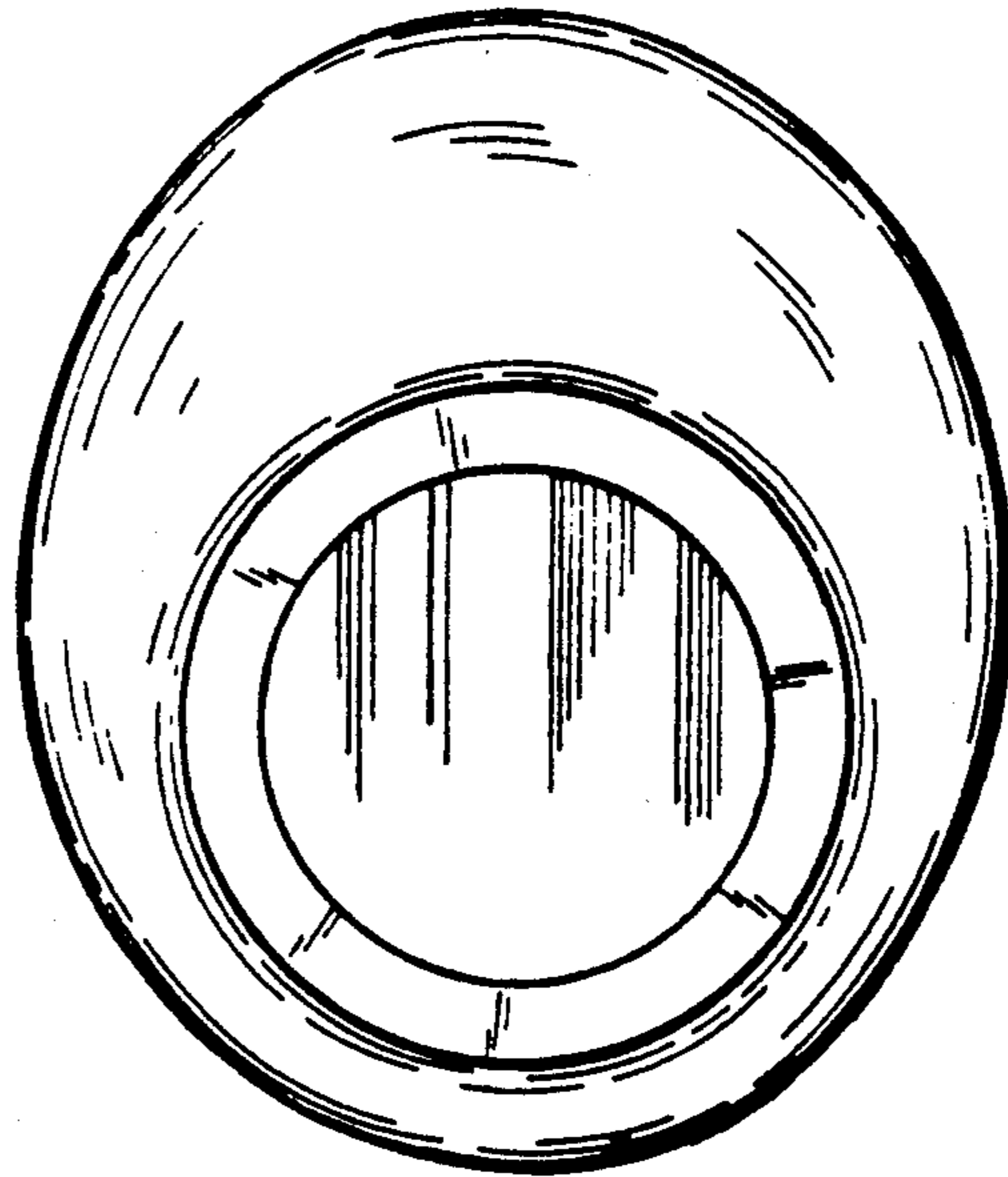


FIG. 7




FIG. 8