



US00D337808S

United States Patent [19]

[11] Patent Number: **Des. 337,808**

Parker

[45] Date of Patent: **** Jul. 27, 1993**

[54] **COMBINED FISHING POLE HOLDER AND GAFF HOOK**

[76] Inventor: **Irvin F. Parker, 3981 NE. 40 Ave., Portland, Oreg. 97212**

[**] Term: **14 Years**

[21] Appl. No.: **572,380**

[22] Filed: **Aug. 27, 1990**

[52] U.S. Cl. **D22/148; D22/134; D22/147**

[58] Field of Search **D22/147, 148; D8/47; 43/53.5, 21.2, 6.5; 119/152; 248/511, 513, 516, 530, 533, 534, 538; 294/110, 26**

[56] **References Cited**

U.S. PATENT DOCUMENTS

D. 260,114	8/1981	Cecchetti	D22/147
2,519,612	8/1950	Tuttle	248/530
3,344,551	10/1967	Chestnut	248/530 X
3,835,568	9/1974	Whitfield	43/21.2 X
3,863,377	2/1975	Leonard	43/6

4,150,506	4/1979	McGinnis	43/21.2
4,198,775	4/1980	Leisner	43/21.2
4,235,409	11/1980	Cummings	D22/147 X
4,431,040	2/1984	Friedrich et al.	D8/47 X
4,677,784	7/1987	Butkus	43/21.2 X
4,720,933	1/1988	Stude	43/5
4,969,285	11/1990	Ellsworth et al.	43/17

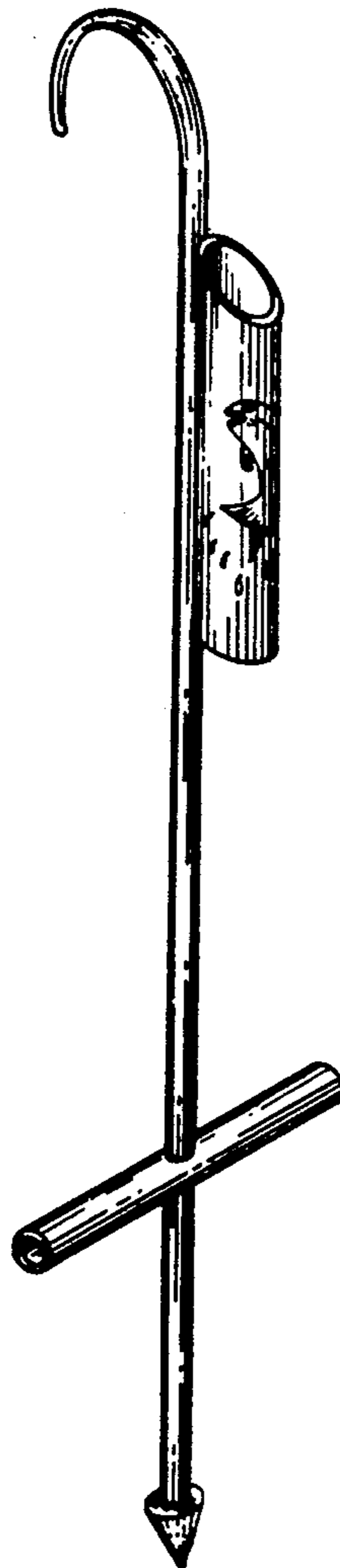
Primary Examiner—A. Hugo Word
Assistant Examiner—Doris V. Coles
Attorney, Agent, or Firm—Terry M. Gernstein

[57] **CLAIM**

The ornamental design for a combined fishing pole holder and gaff hook, as shown and described.

DESCRIPTION

FIG. 1 is a perspective view of the combined fishing pole holder and gaff hook combination embodying the design of the present invention;
FIG. 2 is a front elevational view thereof;
FIG. 3 is a side elevational view thereof;
FIG. 4 is a rear elevational view thereof;
FIG. 5 is a top plan view thereof; and,
FIG. 6 is a bottom view thereof.



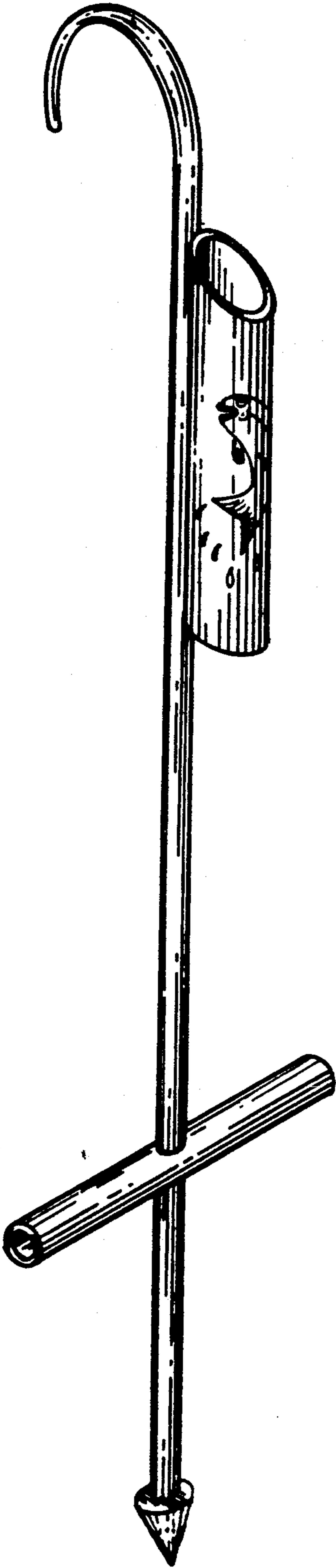


FIG. 1

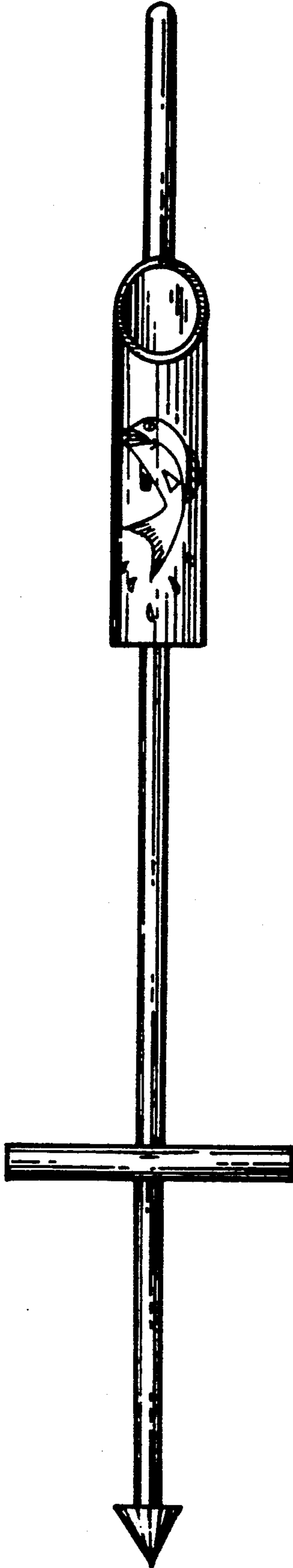


FIG. 2

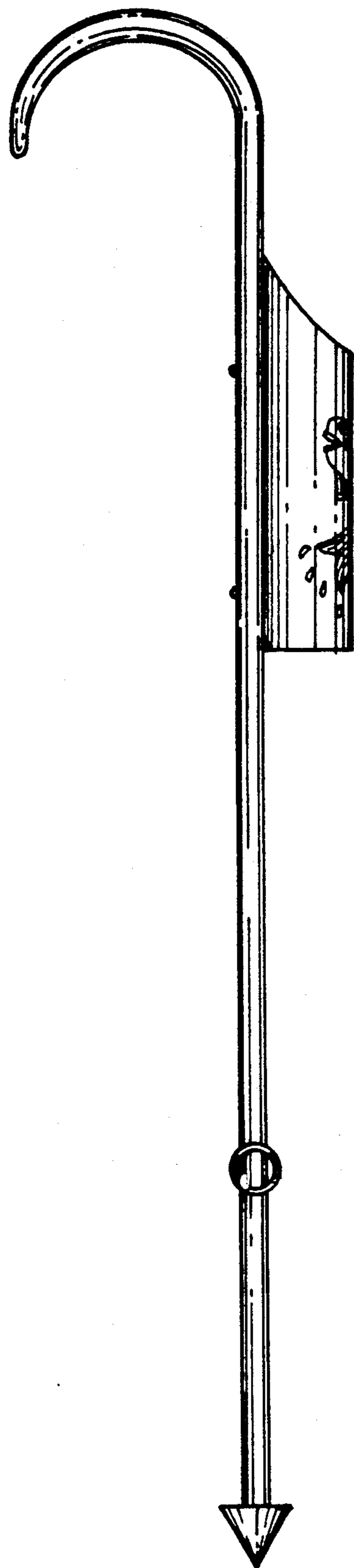


FIG. 3

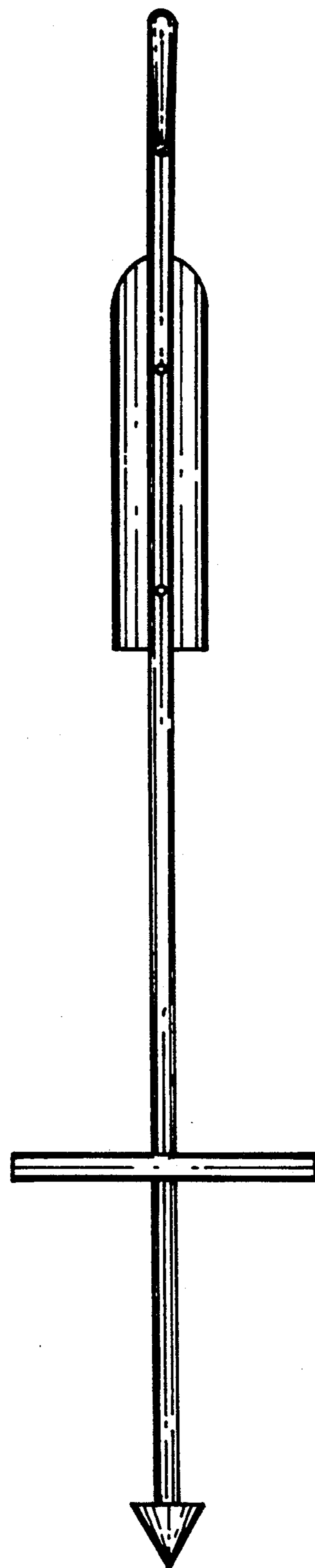


FIG. 4

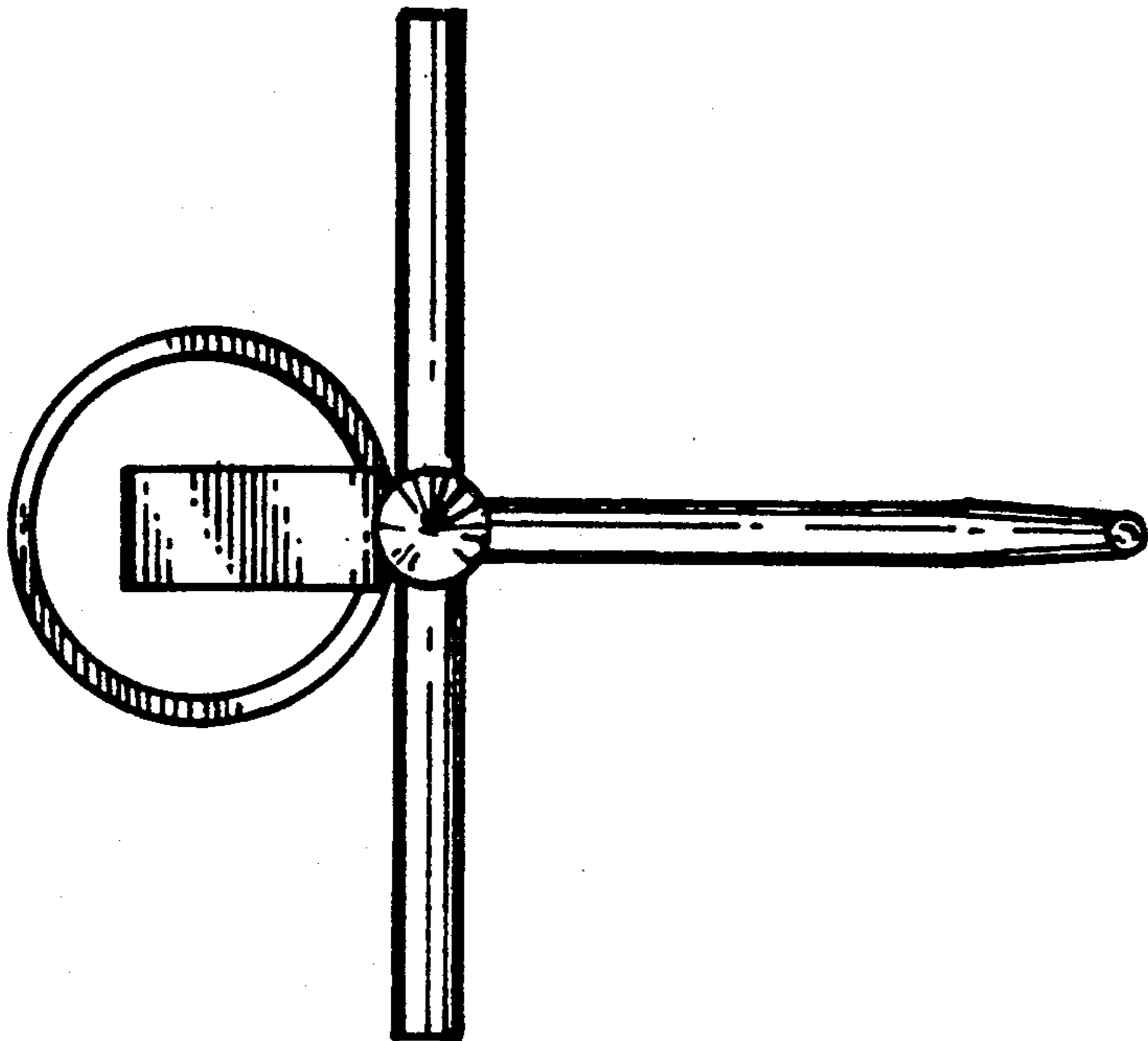


FIG. 6

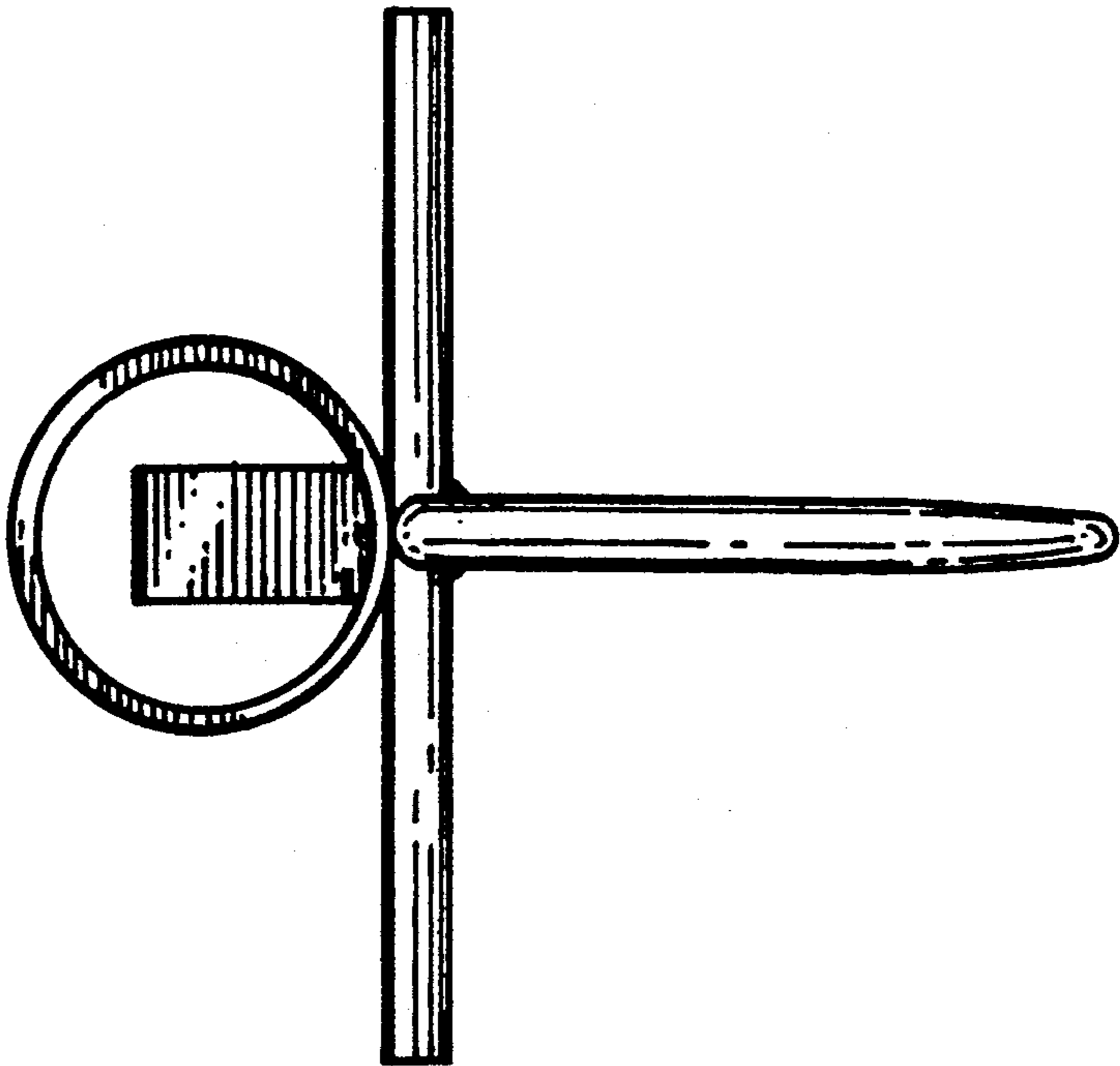


FIG. 5