



US00D337805S

# United States Patent [19]

[11] Patent Number: **Des. 337,805**

Rosso et al.

[45] Date of Patent: **\*\* Jul. 27, 1993**

[54] TWO WHEEL SKATE

[76] Inventors: **Francesco Rosso**, Strada Volvera No. 95; **Giuseppe Rosso**, Parenzo No. 90/7; **Ettore Carenini**, Gramsci No. 10, all of Torino, Italy

[\*\*] Term: **14 Years**

[21] Appl. No.: **831,392**

[22] Filed: **Feb. 7, 1992**

[30] Foreign Application Priority Data

Aug. 9, 1991 [IT] Italy ..... T0910 000179

[52] U.S. Cl. .... **D21/226**

[58] Field of Search ..... **D21/225, 226, 227; 280/11.19, 11.22, 11.23, 87.042, 811**

[56] References Cited

### U.S. PATENT DOCUMENTS

D. 241,868 10/1976 Smith ..... D21/226

D. 264,612	5/1982	Szegi .....	D21/226
D. 268,857	5/1983	Tollens .....	D21/226
D. 326,700	6/1992	Brown .....	D21/226
D. 327,565	7/1992	Graham .....	D21/225
4,034,995	7/1977	Forward .....	280/11.23
4,373,736	2/1983	Stumbaugh .....	280/11.23

*Primary Examiner*—Bernard Ansher  
*Assistant Examiner*—R. Barkai  
*Attorney, Agent, or Firm*—Keil & Weinkauff

### [57] CLAIM

The ornamental design for a two wheel skate, as shown and described.

### DESCRIPTION

FIG. 1 is a perspective view;  
FIG. 2 is a frontal view;  
FIG. 3 is a plan view from the top;  
FIGS. 4 and 5 are lateral elevation views from the right and from the left respectively;  
FIG. 6 is a rear view; and,  
FIG. 7 is a plan view from the bottom.



FIG. 1



FIG. 2

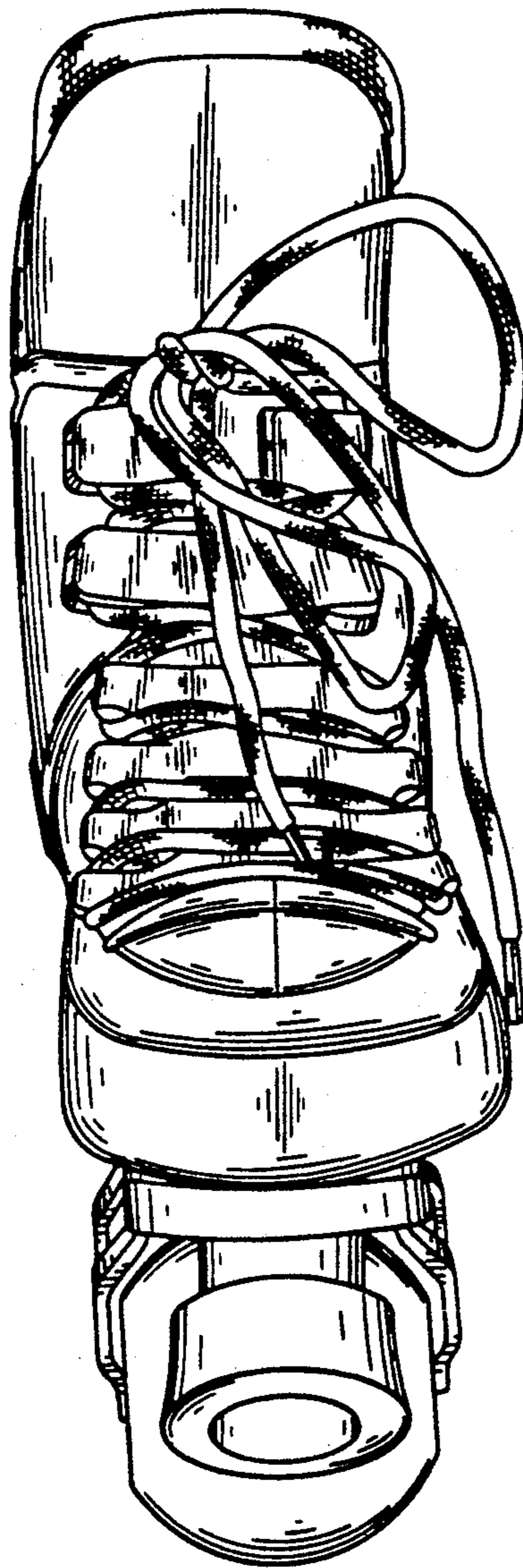


FIG. 3

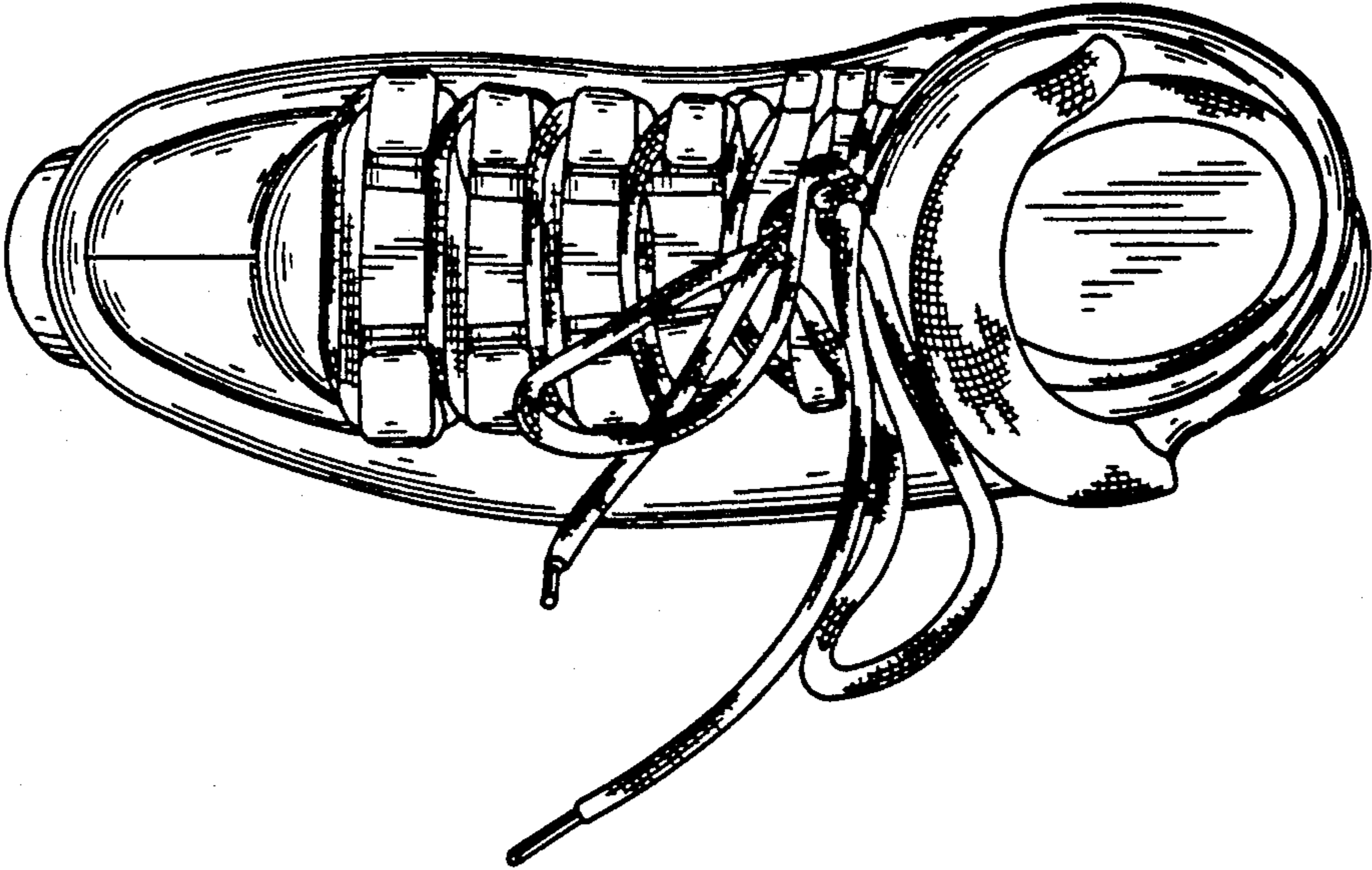


FIG. 4




FIG. 5




FIG. 6

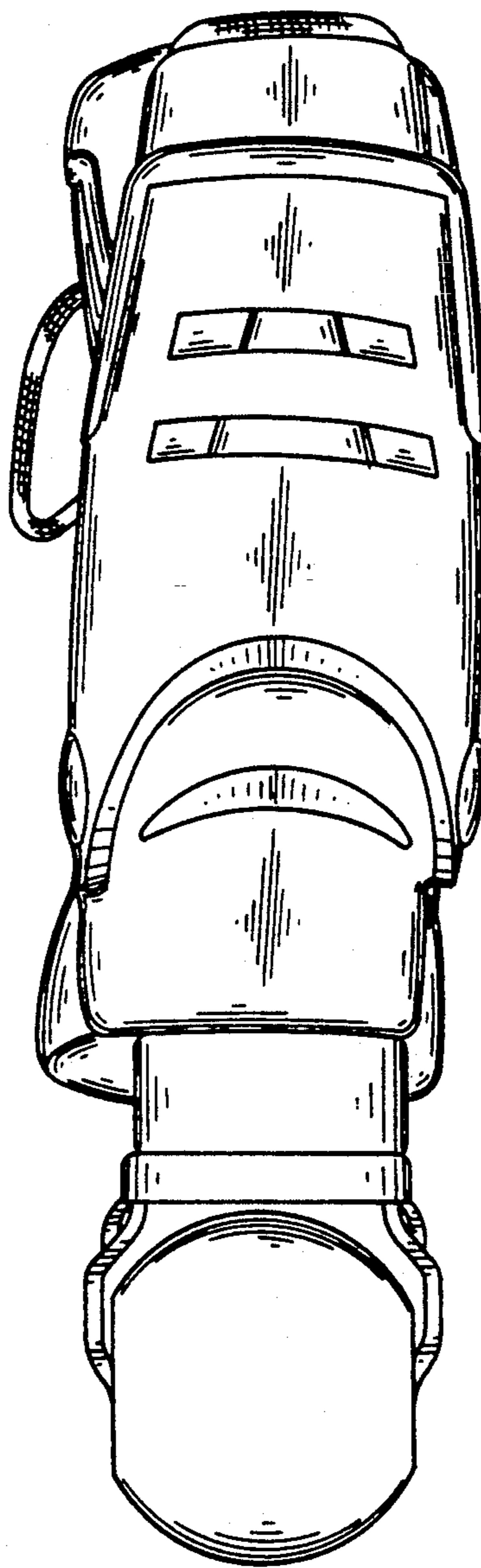


FIG. 7

