



US00D337802S

United States Patent [19]

[11] Patent Number: **Des. 337,802**

Kuebler

[45] Date of Patent: **** Jul. 27, 1993**

[54] TENNIS RACKET

[76] Inventor: **Siegfried Kuebler**, Mozartstr. 17,
D-7700 Singen, Uberlingen, Fed.
Rep. of Germany

[**] Term: **14 Years**

[21] Appl. No.: **632,511**

[22] Filed: **Dec. 24, 1990**

Related U.S. Application Data

[63] Continuation-in-part of Ser. No. 888,503, Jul. 24, 1986,
Pat. No. Des. 315,585.

[30] Foreign Application Priority Data

Feb. 21, 1986 [DE] Fed. Rep. of Germany MR 518
BAND 1V

[52] U.S. Cl. **D21/212**

[58] Field of Search **D21/212, 213; 273/73 R,
273/73 C, 73 F, 73 G, 73 H, 73 K**

[56] References Cited

U.S. PATENT DOCUMENTS

2,164,631	7/1939	Abell	D21/212 X
2,171,223	8/1939	Robinson	273/73
3,647,211	3/1972	Doessel et al.	273/73 C
4,399,992	8/1983	Molitor	273/73 F

FOREIGN PATENT DOCUMENTS

1434741 5/1976 United Kingdom 273/73 F

OTHER PUBLICATIONS

Best Catalog, 1985, p. 405, Item #29, Tennis racket.

Primary Examiner—Bernard Ansher
Assistant Examiner—Lucy Lieberman
Attorney, Agent, or Firm—Bachman & LaPointe

[57] CLAIM

The ornamental design for a tennis racket, as shown and described.

DESCRIPTION

FIG. 1 is a front elevation of a tennis racket showing my new design;
 FIG. 2 is a side elevation thereof, the opposite side is the same;
 FIG. 3 is a side elevation of a second embodiment of the tennis racket, the opposite side is the same;
 FIG. 4 is a side elevation of a third embodiment of the tennis racket, the opposite side is the same;
 FIG. 5 is a bottom plan view of the embodiment of FIG. 2;
 FIG. 6 is a top plan view of the embodiment of FIG. 2;
 FIG. 7 is a bottom plan view of the embodiment of FIG. 3;
 FIG. 8 is a top plan view of the embodiment of FIG. 3;
 FIG. 9 is a bottom plan view of the embodiment of FIG. 4; and,
 FIG. 10 is a top plan view of the embodiment of FIG. 4.

The characteristic feature of my design resides in the tapered configuration of the edge of the frame as shown.




FIG. 1

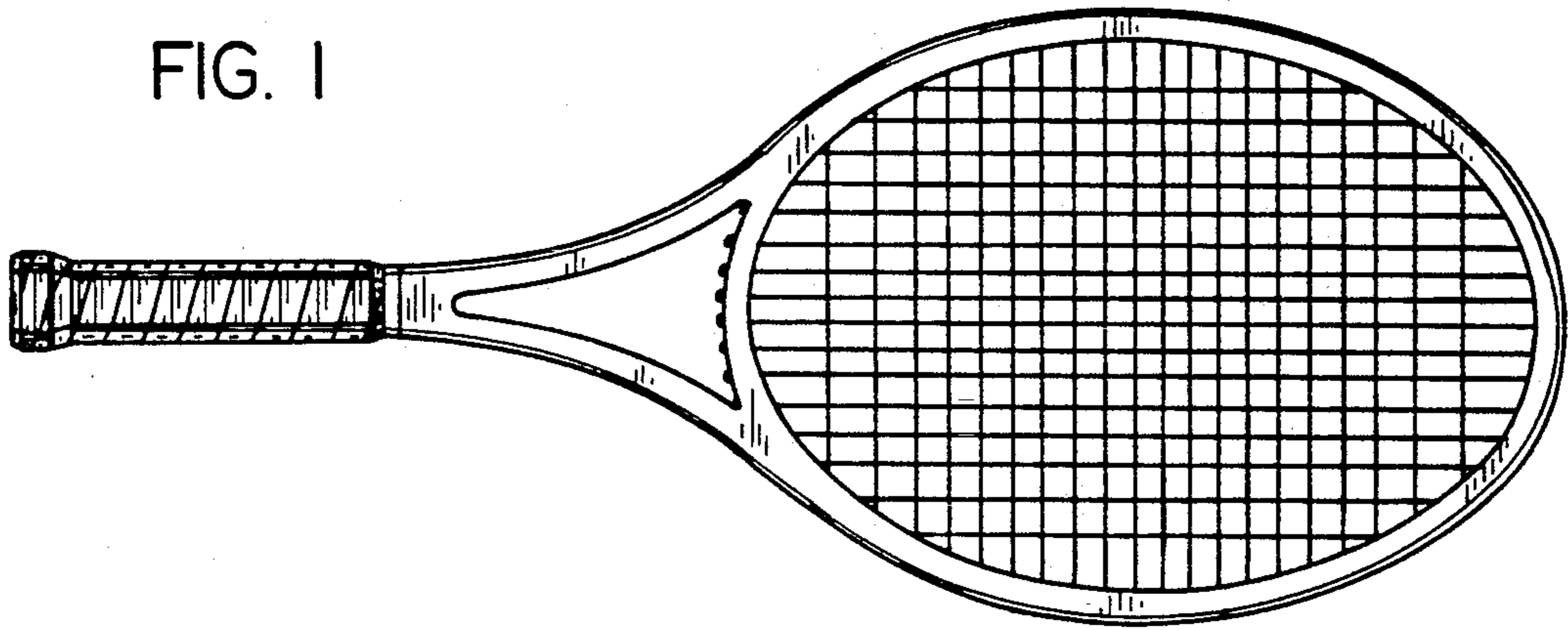


FIG. 2




FIG. 3

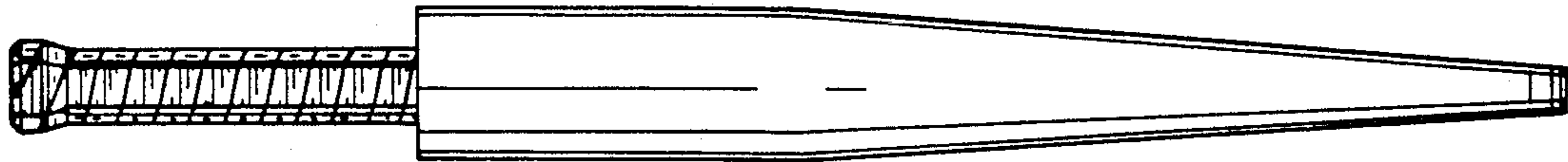


FIG. 4




FIG. 5

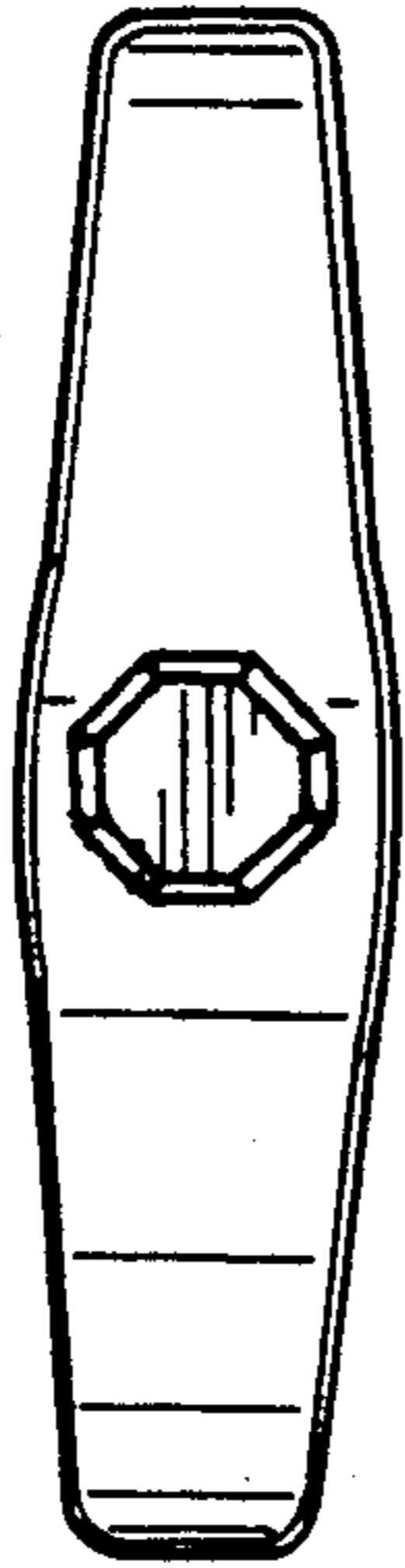


FIG. 6

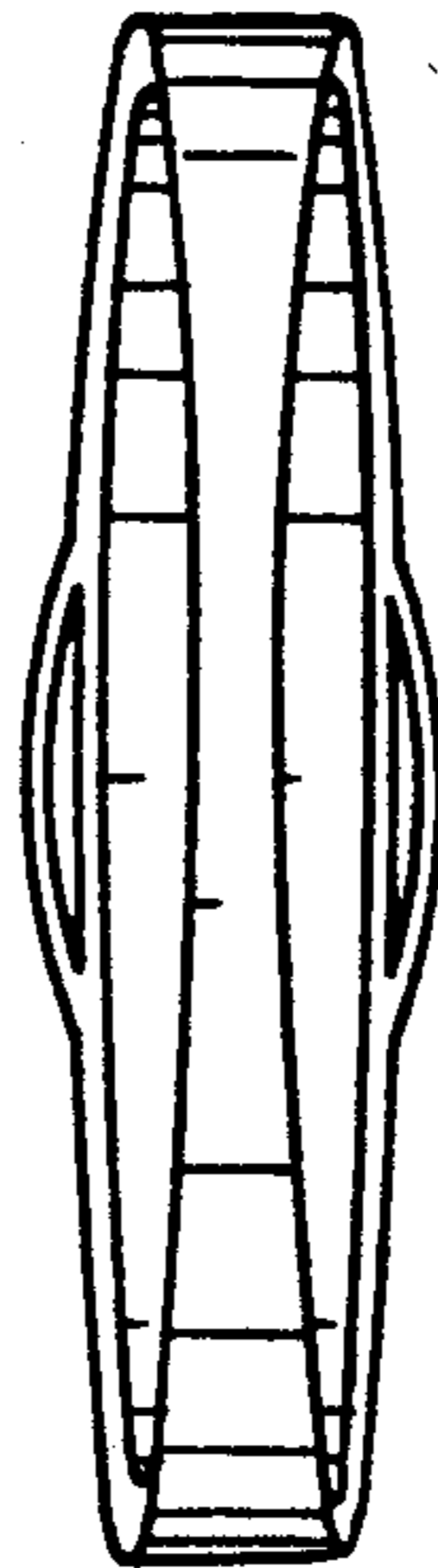


FIG. 7




FIG. 8

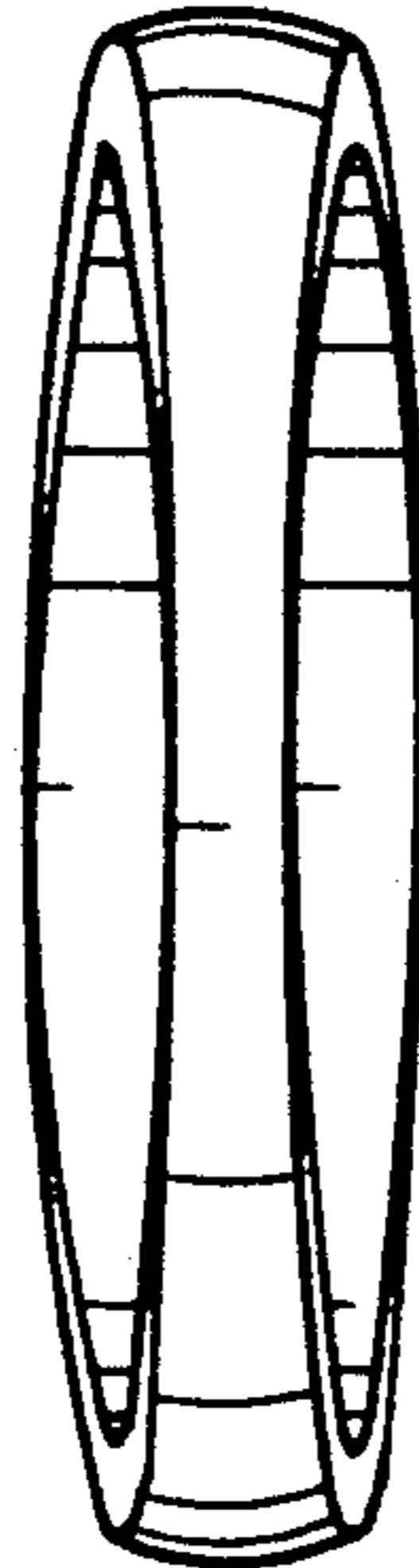


FIG. 9



FIG. 10

