



US00D337801S

United States Patent [19]

[11] Patent Number: **Des. 337,801**

Tandberg

[45] Date of Patent: **** Jul. 27, 1993**

[54] **PHYSICAL TRAINING AND EXERCISE WEIGHT MEMBER**

4,593,903	6/1986	Waitz	482/93
4,828,256	5/1989	Lee	482/93
5,000,446	3/1991	Sarno	482/93
5,037,087	8/1991	Roth	482/93
5,060,933	10/1991	Cedro	482/93

[75] Inventor: **Roy H. Tandberg, Nesoya, Norway**

[73] Assignee: **Trim-Master A/S, Staubo, Norway**

[**] Term: **14 Years**

[21] Appl. No.: **800,482**

[22] Filed: **Nov. 29, 1991**

[30] **Foreign Application Priority Data**

Nov. 7, 1991 [NO] Norway 910809

[52] U.S. Cl. **D21/196**

[58] Field of Search **D21/191, 196, 197; 482/98, 99, 93, 94, 100**

[56] **References Cited**

U.S. PATENT DOCUMENTS

D. 260,796	9/1981	Uyeda	D21/196
D. 263,326	3/1982	Cooper	D21/191
D. 264,983	6/1982	Logan	D21/198
D. 274,925	7/1984	Holcomb	D21/198
3,982,755	9/1976	Sarich	482/93

Primary Examiner—Bernard Ansher
Assistant Examiner—Philip Hyder
Attorney, Agent, or Firm—Young & Thompson

[57] **CLAIM**

The ornamental design for physical training and exercise weight member, as shown and described.

DESCRIPTION

FIG. 1 is a top front perspective view of a physical training and exercise weight member showing my new design;

FIG. 2 is a bottom rear perspective view of the weight member;

FIG. 3 is a front view of the weight member;


FIG. 4 is a rear view of the weight member;

FIG. 5 is a bottom plan view of the weight member;

FIG. 6 is a top plan view of the weight member;

FIG. 7 is a left side view of the weight member; and,

FIG. 8 is a right side view of the weight member.



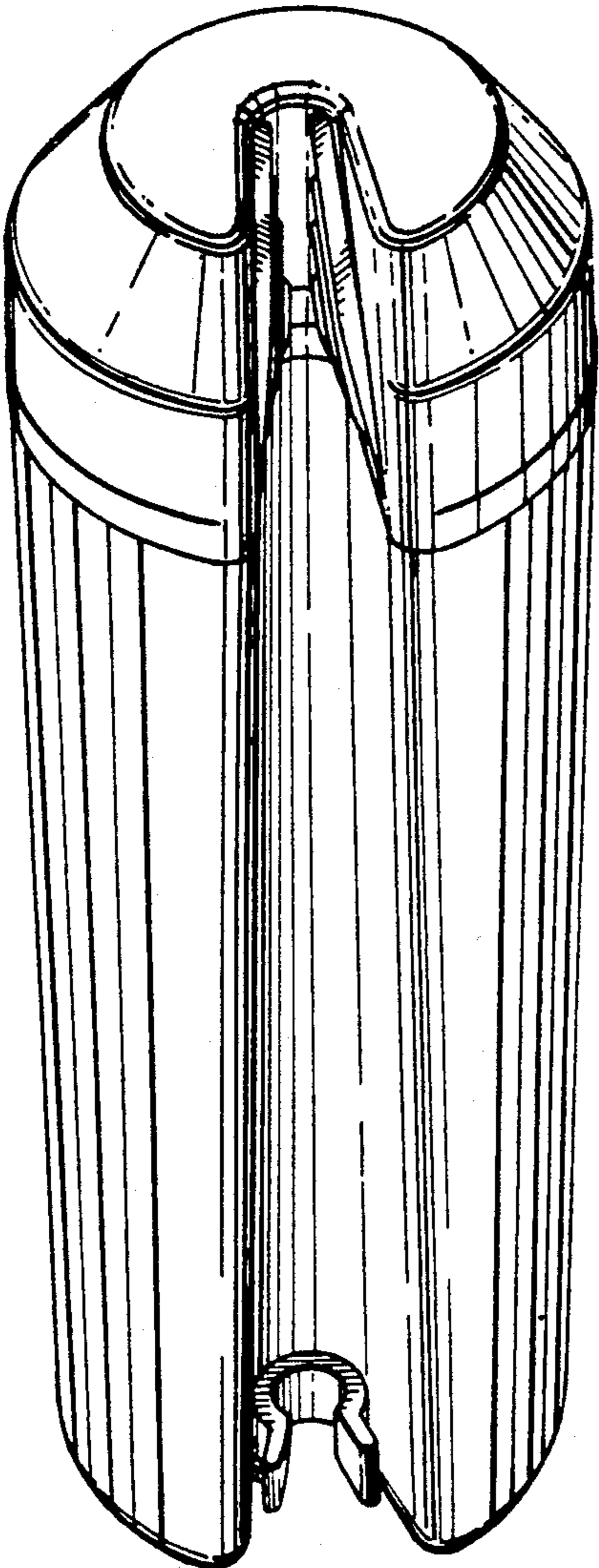


Fig. 1.




Fig. 2.

Fig. 3.




Fig. 4.




Fig.5.

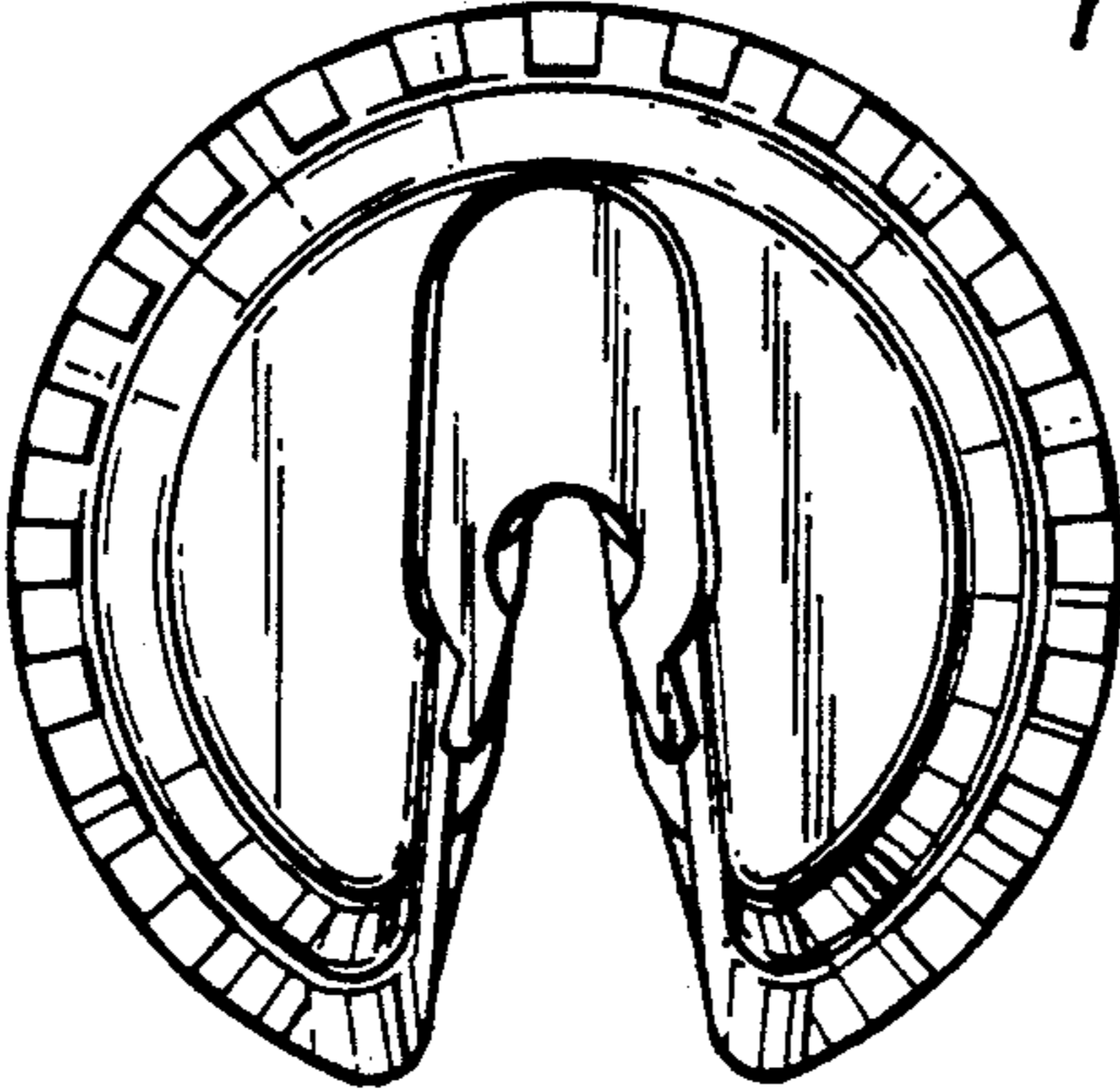


Fig.6.

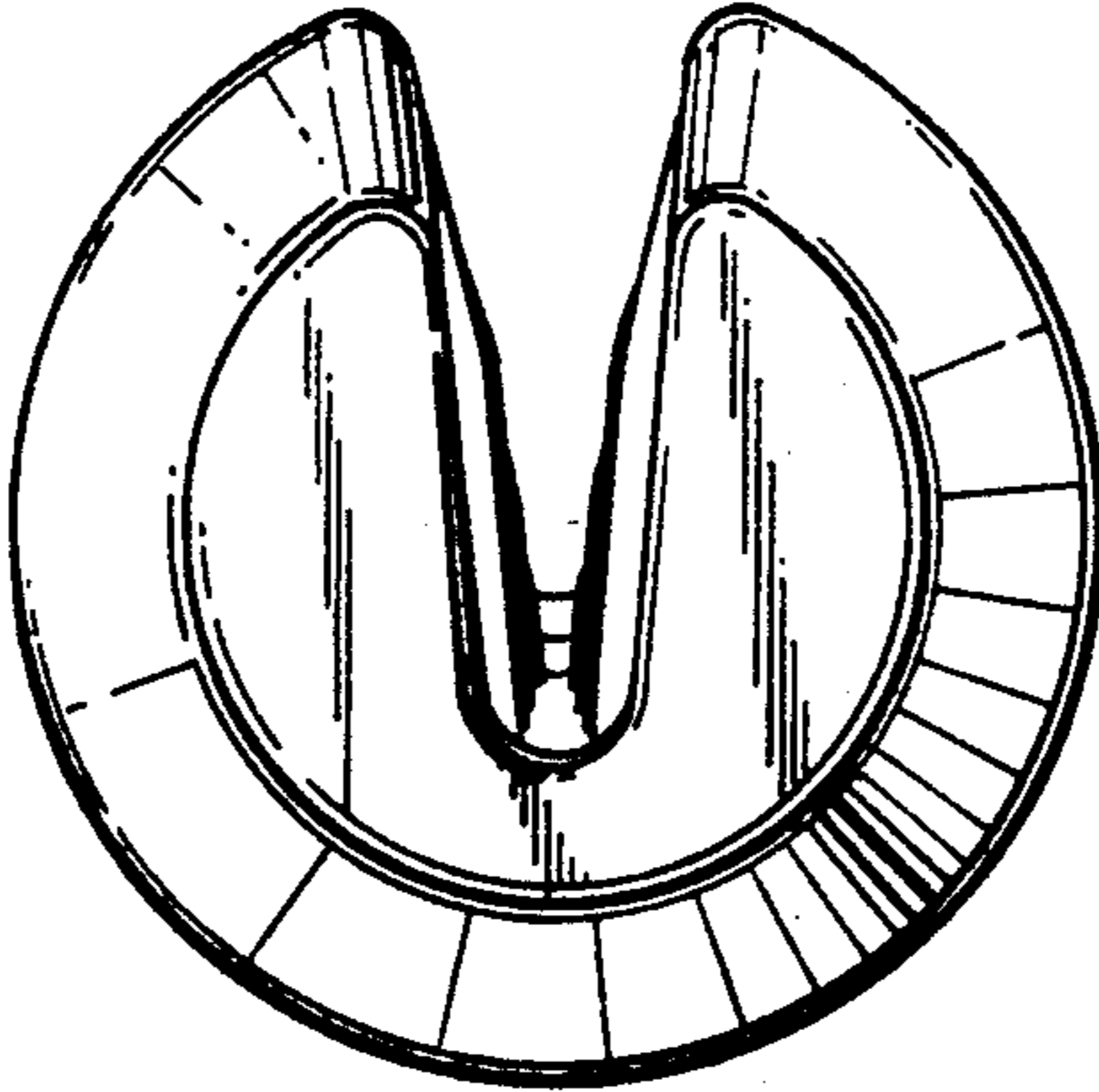


Fig. 7.

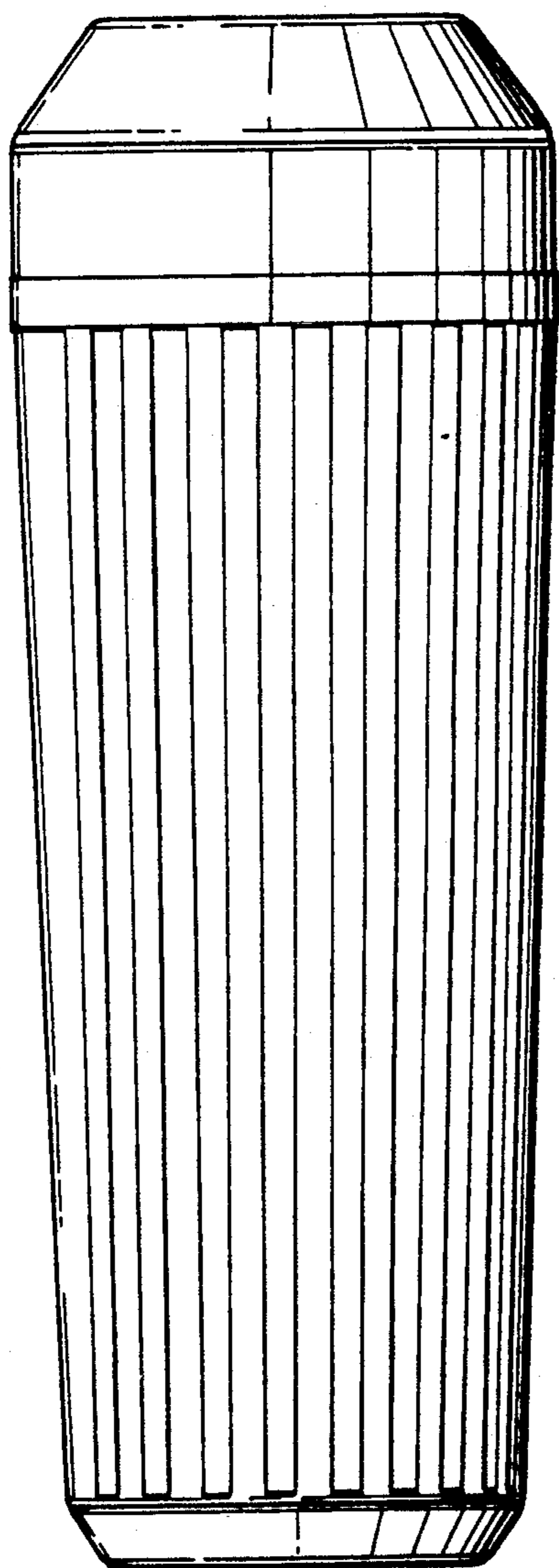


Fig. 8.

