



US00D337769S

United States Patent [19]

[11] Patent Number: **Des. 337,769**

Wong et al.

[45] Date of Patent: **** Jul. 27, 1993**

[54] CASSETTE TAPE WINDER

[56] References Cited

U.S. PATENT DOCUMENTS

[75] Inventors: **Kin-Ping Wong; Kit Leung**, both of Tuen Mun, Hong Kong

D. 317,609 6/1991 Wei D14/239 X
D. 319,244 8/1991 Yeh D14/217

[73] Assignee: **Sun Fat Video Tapes (H.K.) Ltd.**, Hong Kong

Primary Examiner—Terry A. Pfeffer
Attorney, Agent, or Firm—Wolf, Greenfield & Sacks

[**] Term: **14 Years**

[57] CLAIM

The ornamental design for a cassette tape winder, as shown and described.

[21] Appl. No.: **795,656**


DESCRIPTION

[22] Filed: **Nov. 20, 1991**

[52] U.S. Cl. **D14/217; D14/239**

[58] Field of Search **D14/124-125, D14/135, 141, 160-166, 217, 299, 239; 242/179, 197, 199-201**

FIG. 1 is a top, front perspective view of the cassette tape winder showing our new design;
FIG. 2 is the front elevational view thereof;
FIG. 3 is the rear elevational view thereof;
FIG. 4 is the left side view thereof;
FIG. 5 is the right side view thereof;
FIG. 6 is the top plan view thereof; and,
FIG. 7 is the bottom plan view thereof.






FIG. 1




FIG. 2

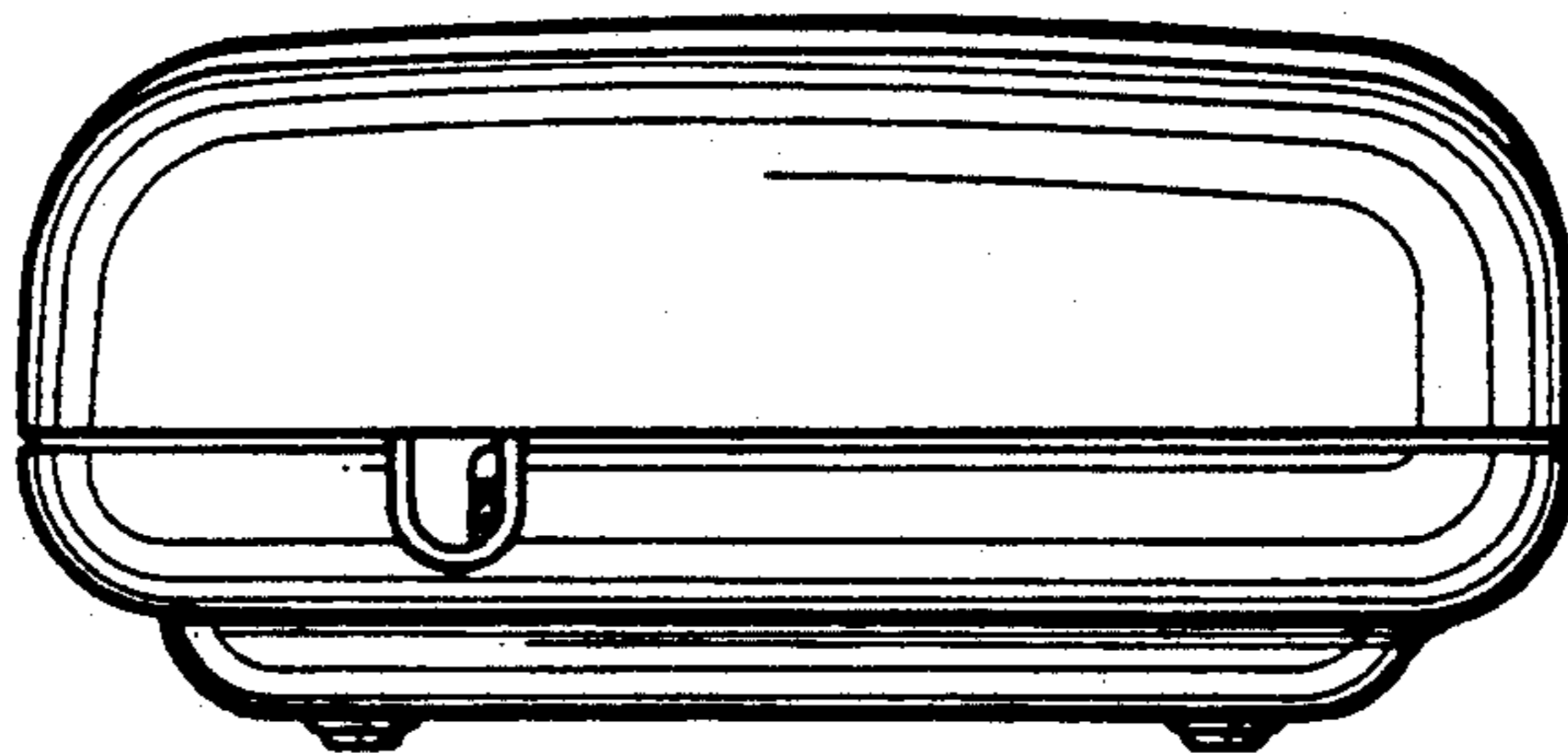


FIG. 3

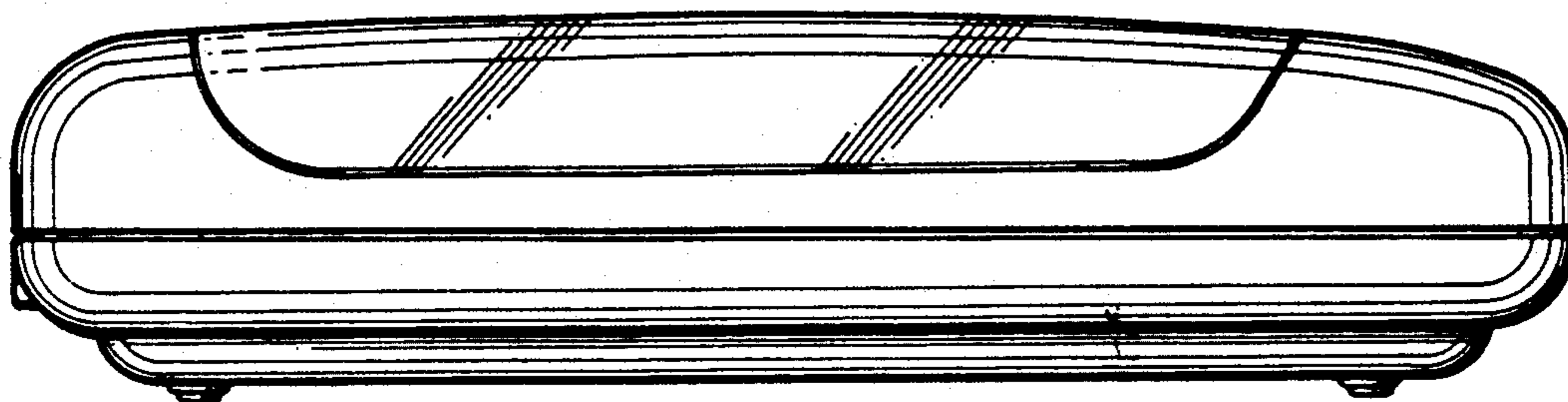


FIG. 4

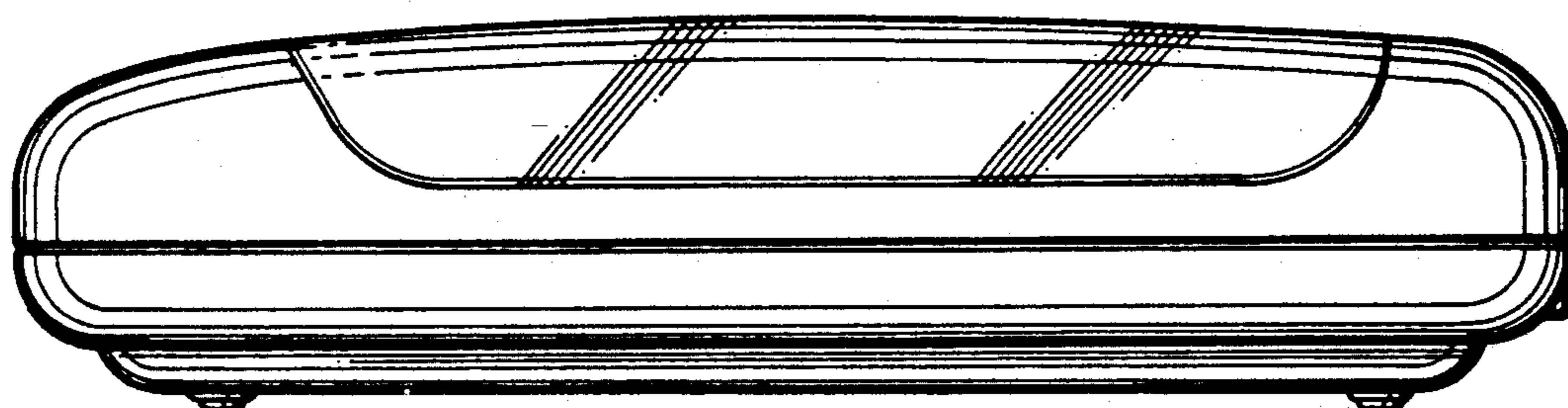


FIG. 5




FIG. 6

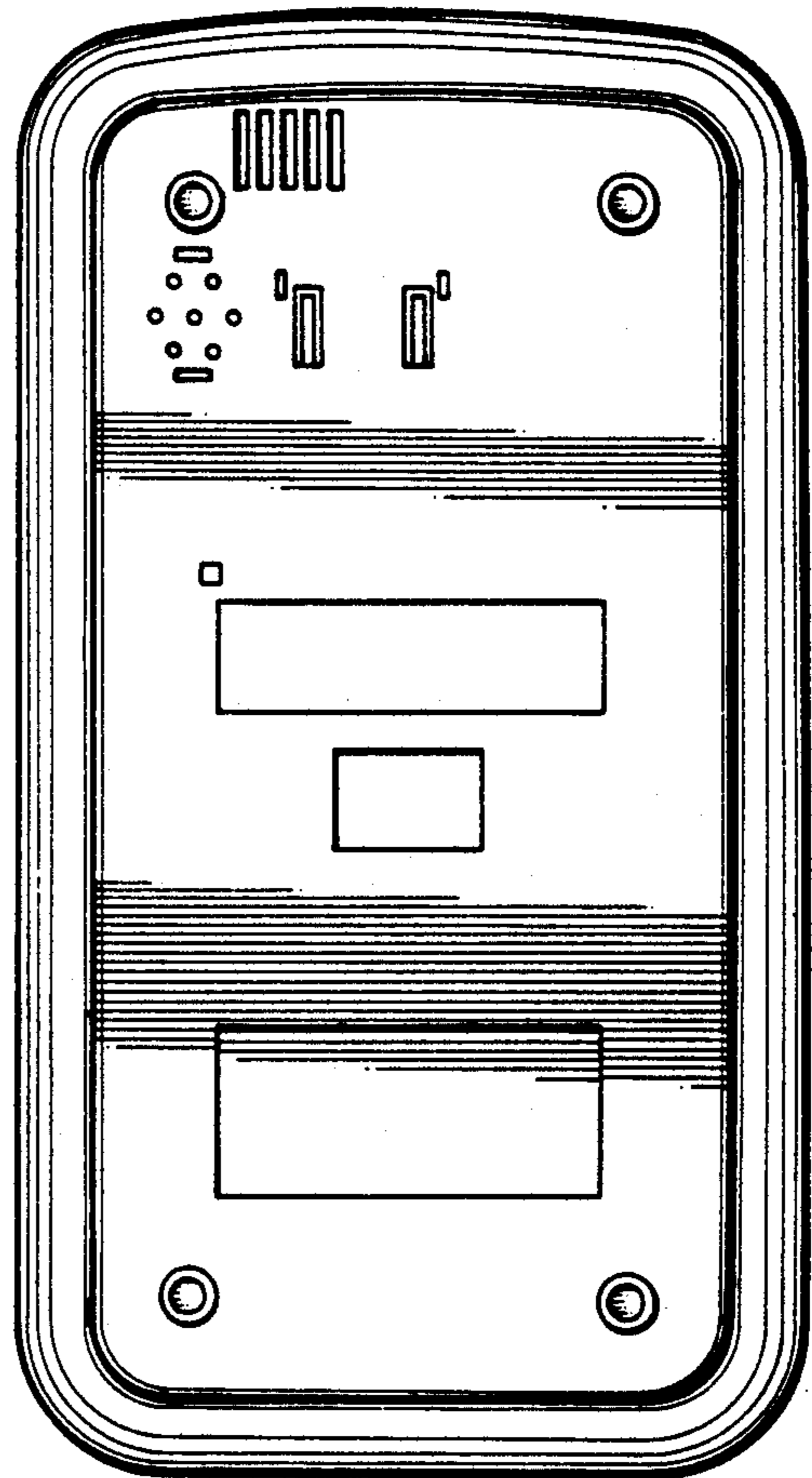


FIG. 7