



US00D337739S

# United States Patent [19]

[11] Patent Number: **Des. 337,739**

**Robert-Tissot**

[45] Date of Patent: **\*\* Jul. 27, 1993**

[54] **BRACELET**

[75] Inventor: **Gilles Robert-Tissot, Geneva, Switzerland**

[73] Assignee: **Gilles Robert S.A., Geneva, Switzerland**

[\*\*] Term: **14 Years**

[21] Appl. No.: **653,801**

[22] Filed: **Feb. 8, 1991**

[52] U.S. Cl. .... **D11/5; D11/4**

[58] Field of Search ..... **D11/1-25, D11/93, 94; D10/30-32, 122-128, 1-39; 59/78, 78.1, 79.3-85; 63/1.1-6; 224/171, 175, 178**

[56] **References Cited**

**U.S. PATENT DOCUMENTS**

- D. 251,055 2/1979 Sulek ..... D10/38
- D. 267,236 12/1982 Kemper, Jr. .... D10/23

- D. 309,865 8/1990 Woomer ..... D10/122
- D. 313,940 1/1991 Bonnet ..... D10/32
- D. 315,510 3/1991 Odaka ..... D10/24
- D. 321,664 11/1991 Kennedy ..... D10/38
- D. 322,407 12/1991 Aikawa ..... D10/24
- D. 322,763 12/1991 Saint-Dizier ..... D10/39

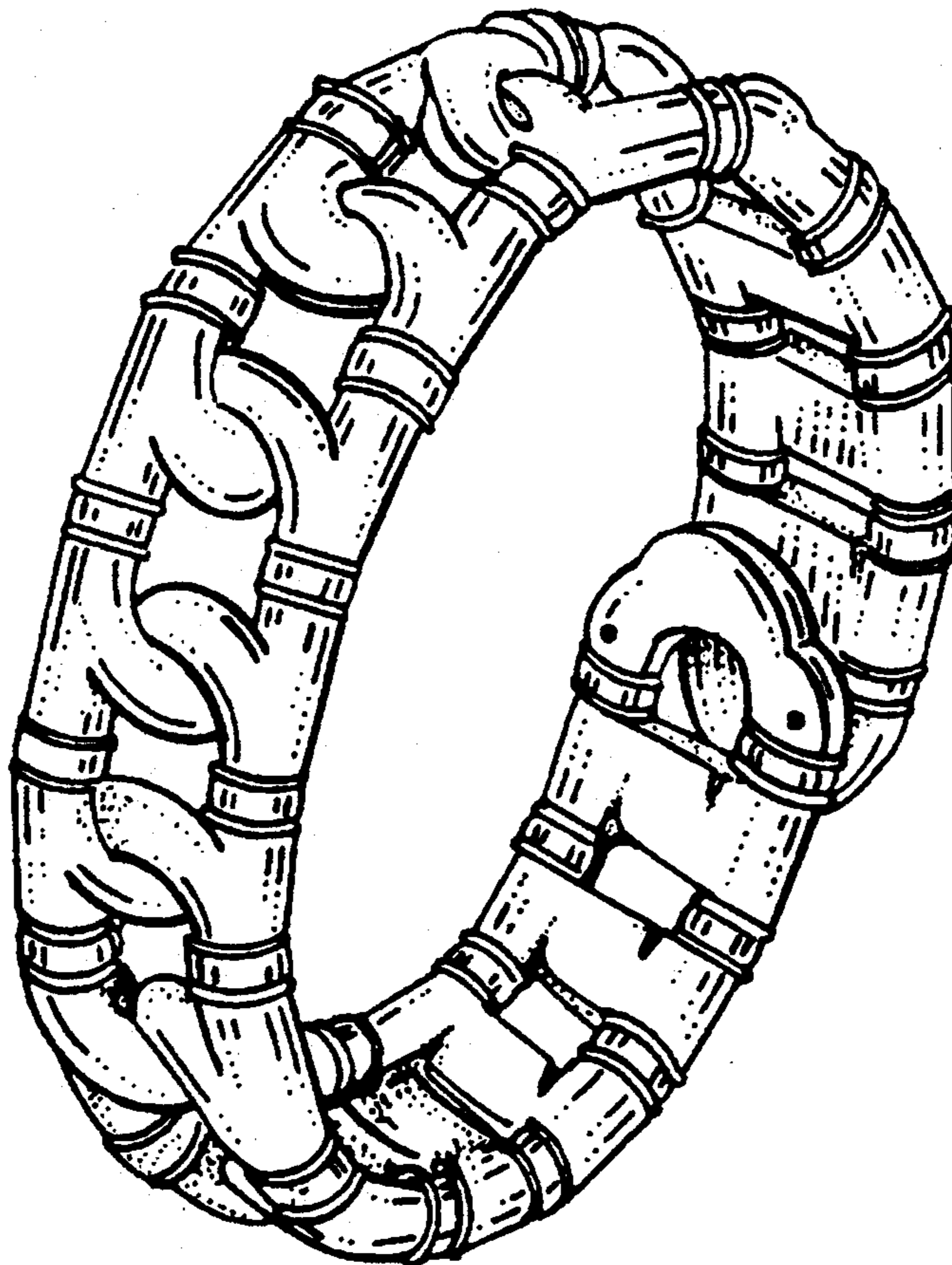
*Primary Examiner*—A. Hugo Word  
*Assistant Examiner*—R. Seifert  
*Attorney, Agent, or Firm*—McGlew and Tuttle


[57] **CLAIM**

The ornamental design for a bracelet, as shown and described.

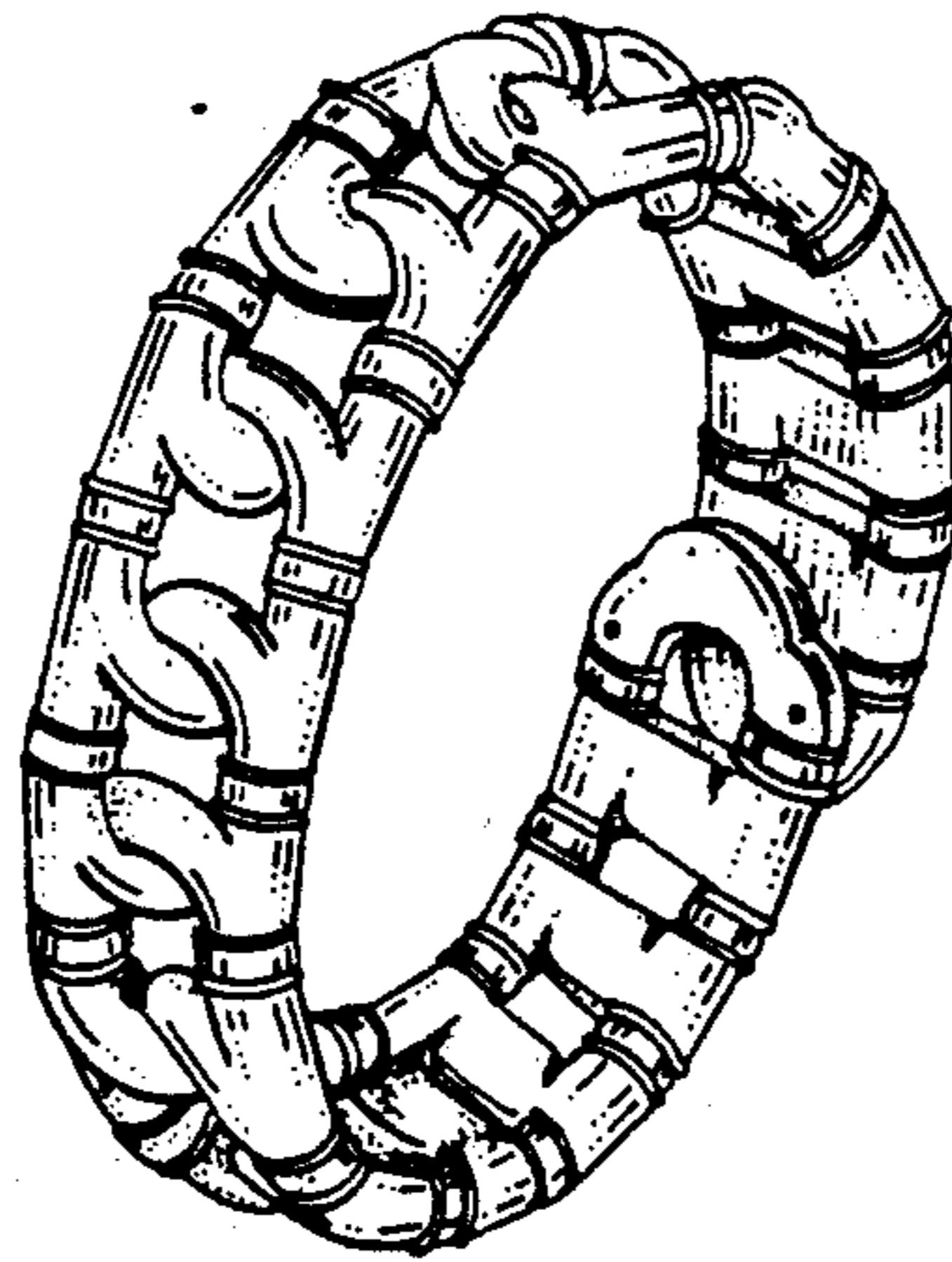
**DESCRIPTION**

FIG. 1 is a front view of a bracelet showing my new design;  
FIG. 2 is a right side perspective view thereof;  
FIG. 3 is a rear view thereof; and,  
FIG. 4 is a left side perspective view thereof.





**FIG. 1**



**FIG. 2**

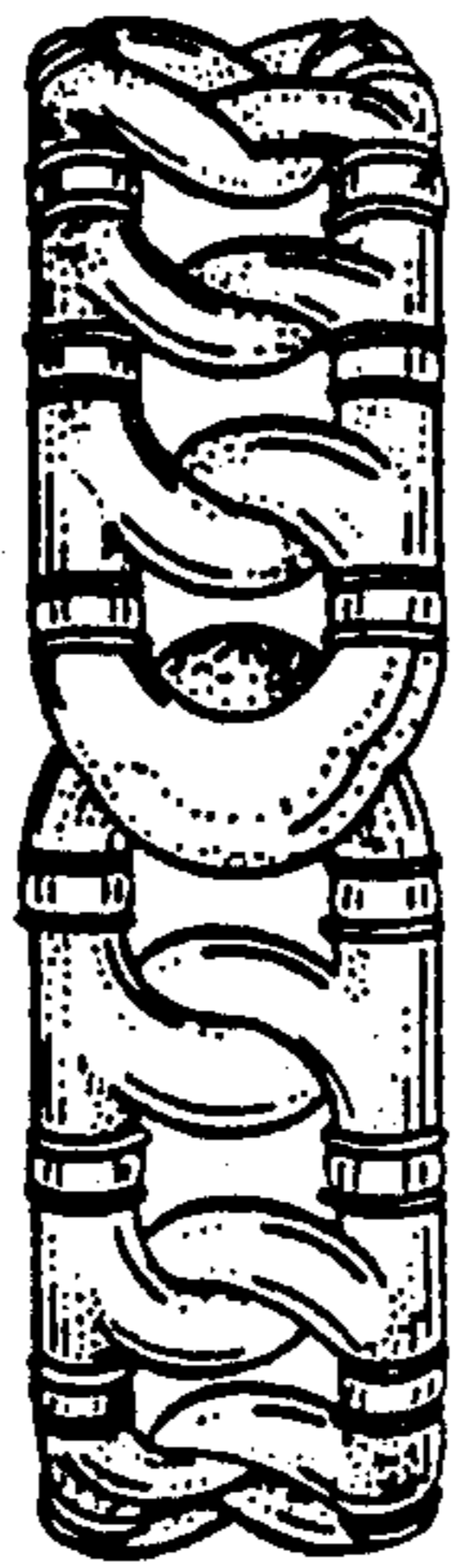


FIG. 3

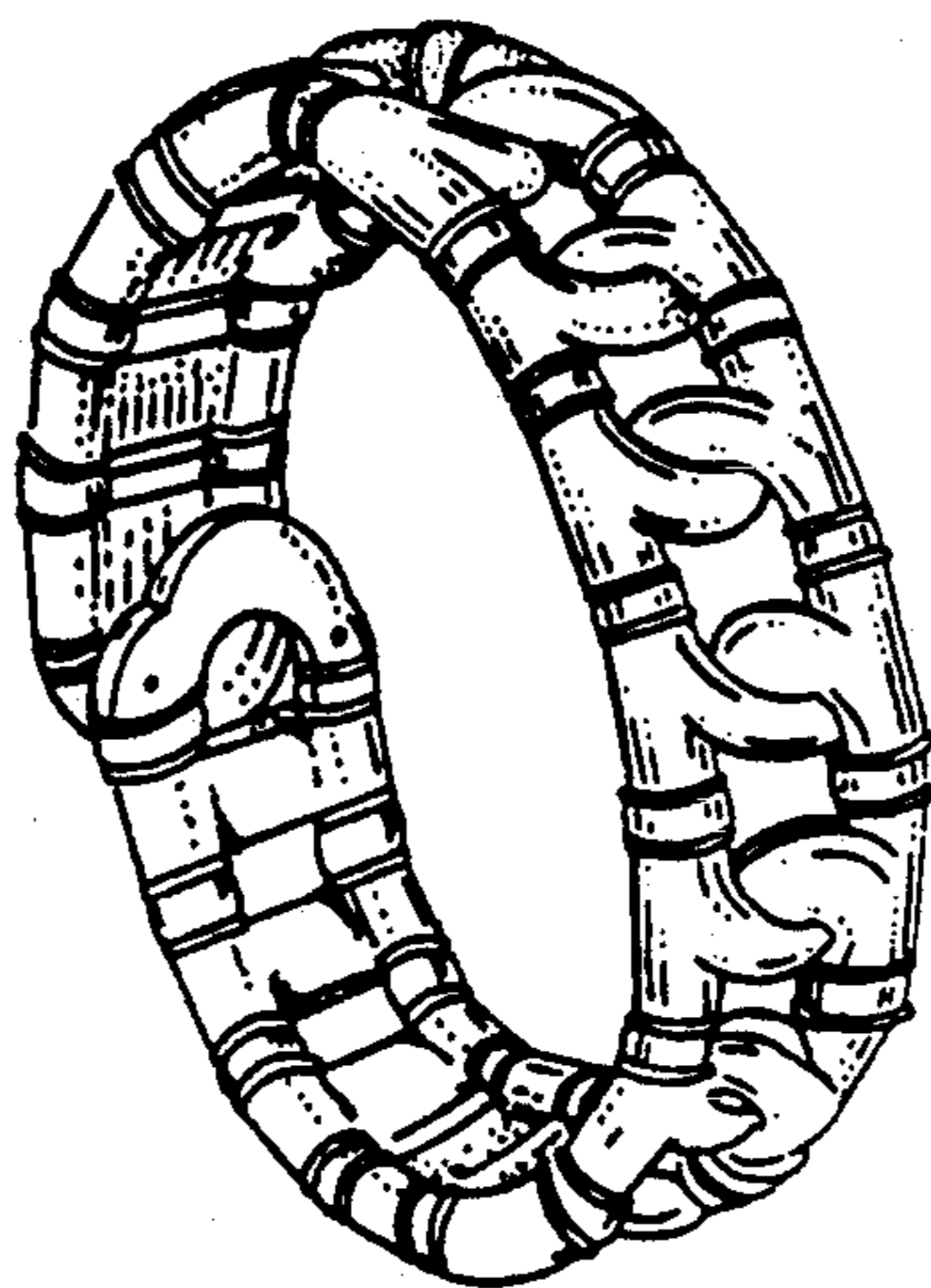


FIG. 4