



US00D337729S

United States Patent [19]

[11] Patent Number: **Des. 337,729**

Ledbetter

[45] Date of Patent: **** Jul. 27, 1993**

[54] **DRAPERY PLEAT MARKER**

[76] Inventor: **Ruth E. Ledbetter, 2208 FM 917 West, Joshua, Tex. 76058**

[**] Term: **14 Years**

[21] Appl. No.: **795,099**

[22] Filed: **Nov. 20, 1991**

[52] U.S. Cl. **D10/64; D10/70**

[58] Field of Search **D10/62, 64, 70, 71; 33/516, 663, 665, 664, 666, 669; 223/28, 34**

[56] **References Cited**

U.S. PATENT DOCUMENTS

D. 241,019	8/1976	Chadwick	D10/62
3,133,681	5/1964	Shee	33/663 X
3,519,174	7/1970	Ronay	223/34
3,667,677	6/1972	Sprong	223/34
4,042,155	8/1977	Sprong	223/34

Primary Examiner—Alan P. Douglas

Assistant Examiner—Antoine D. Davis
Attorney, Agent, or Firm—Richard C. Litman

[57] **CLAIM**

The ornamental design for a drapery pleat marker, as shown and described.

DESCRIPTION

FIG. 1 is a front and bottom perspective view of a drapery pleat marker showing my new design, the broken line showing of a hand and drapery fabric are for environmental purposes only and form no part of the claimed design;

FIG. 2 is a front elevational view thereof, the rear elevational view being substantially a mirror image thereof with the exception of the knob toward the left end of the design;

FIG. 3 is a top plan view thereof;

FIG. 4 is a bottom plan view thereof;

FIG. 5 is a left end elevational view thereof; and,

FIG. 6 is a right end elevational view thereof.

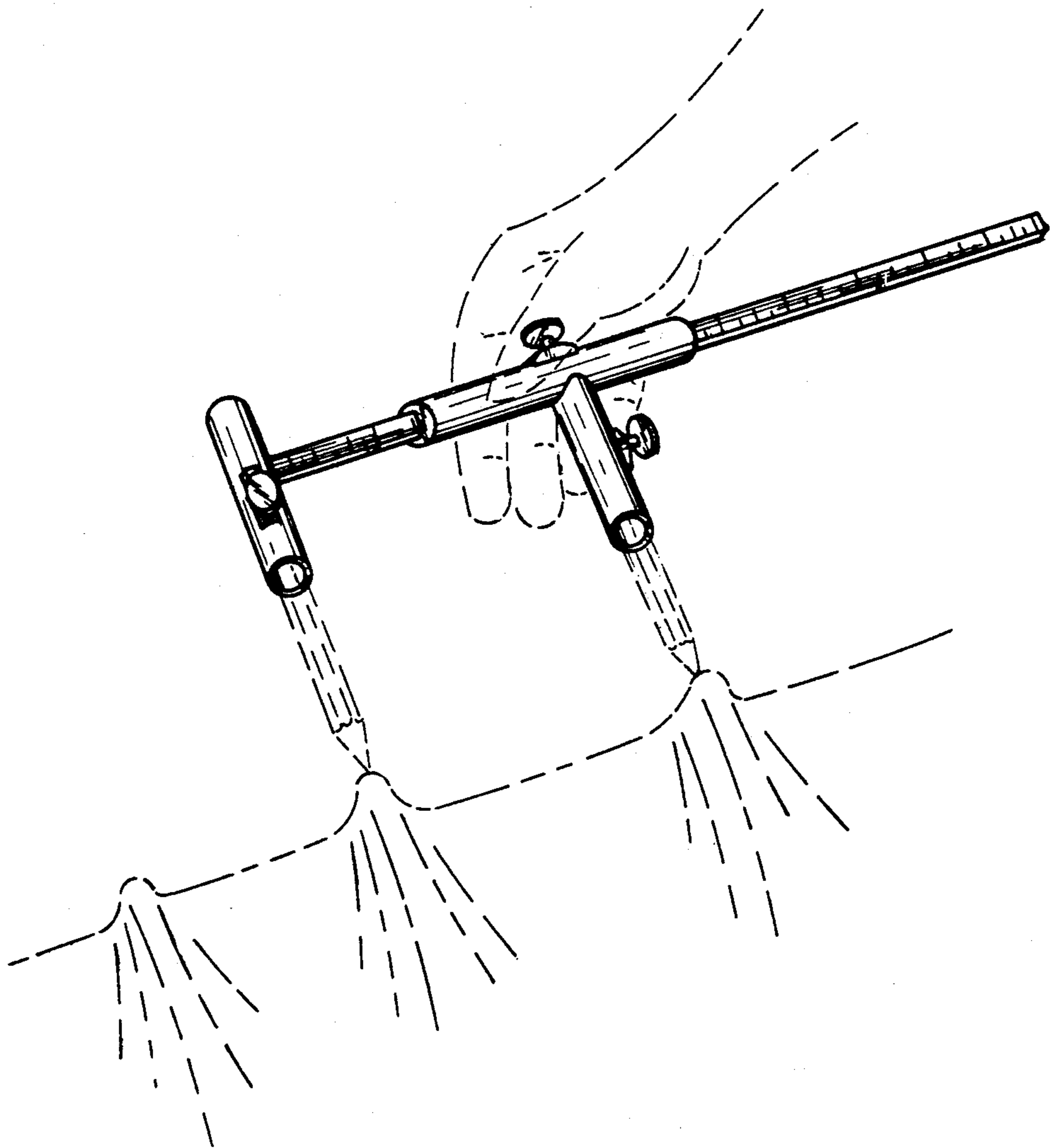


FIG. 1

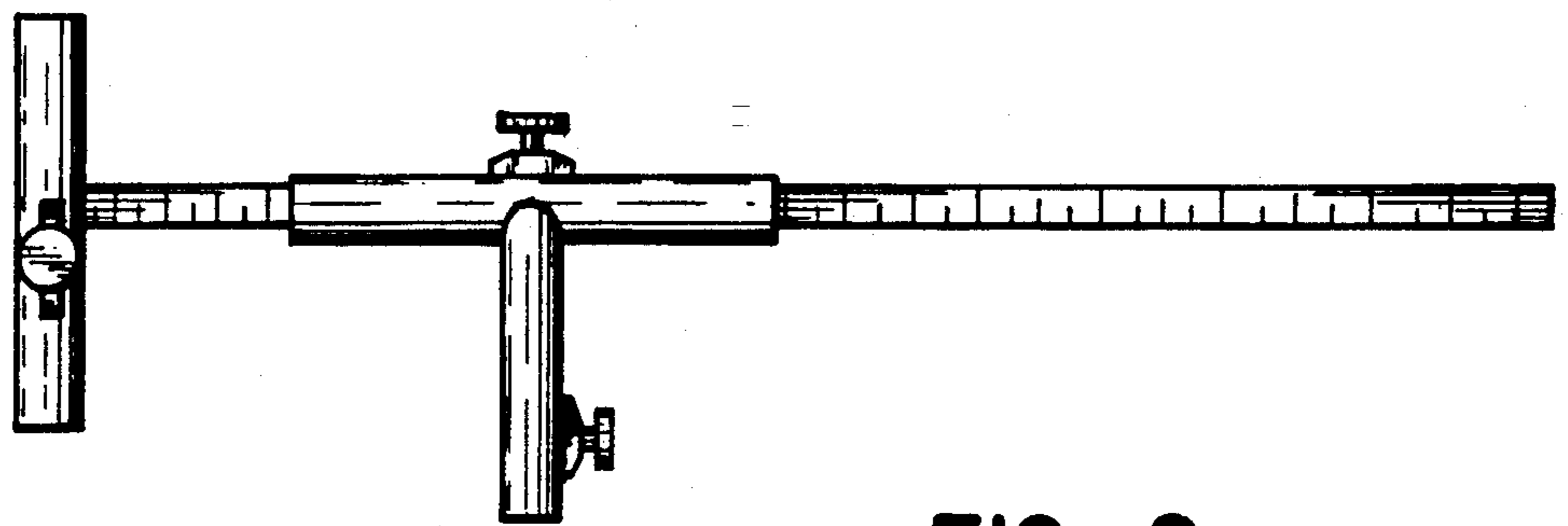
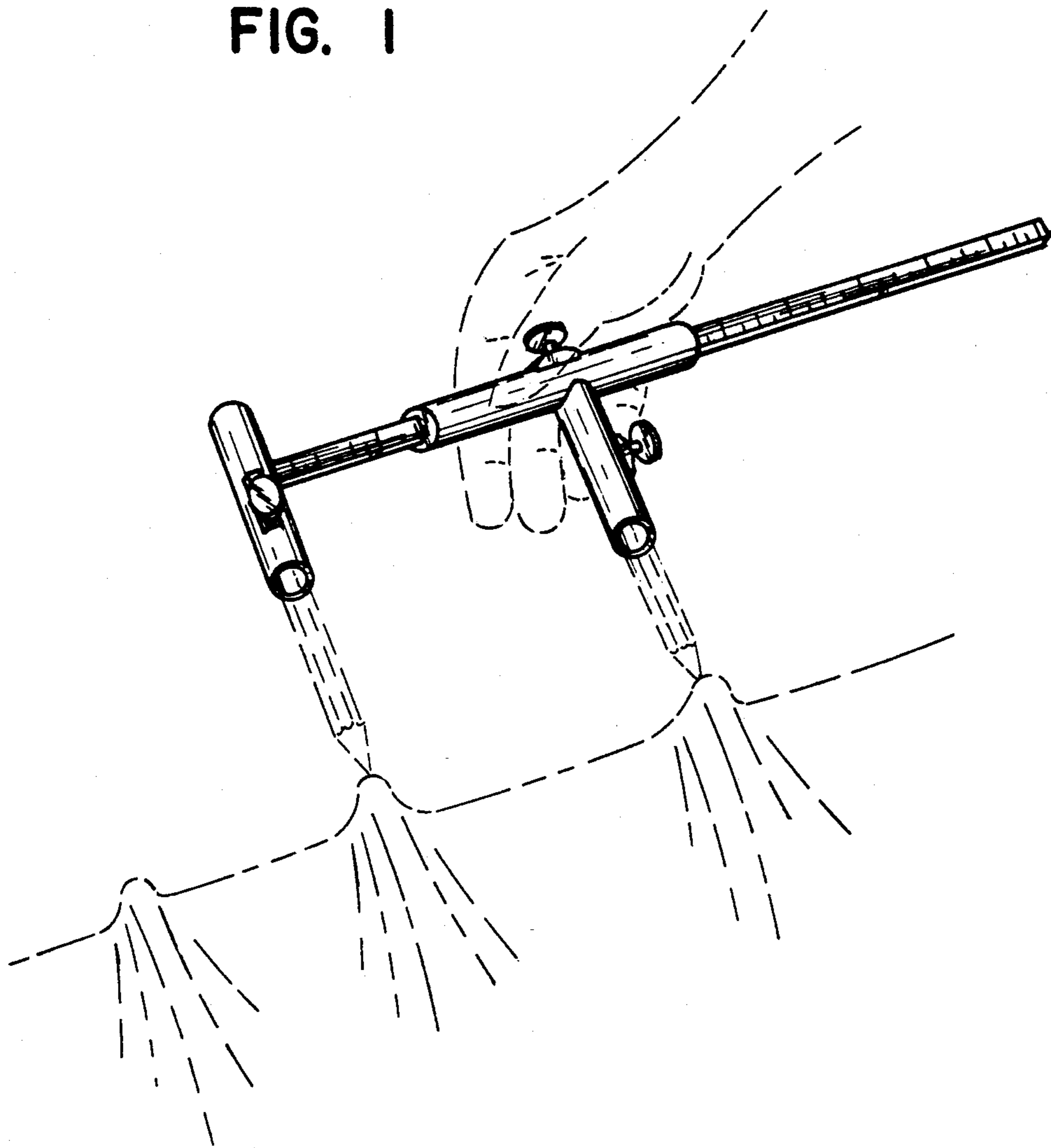


FIG. 2

FIG. 3



FIG. 4



FIG. 5

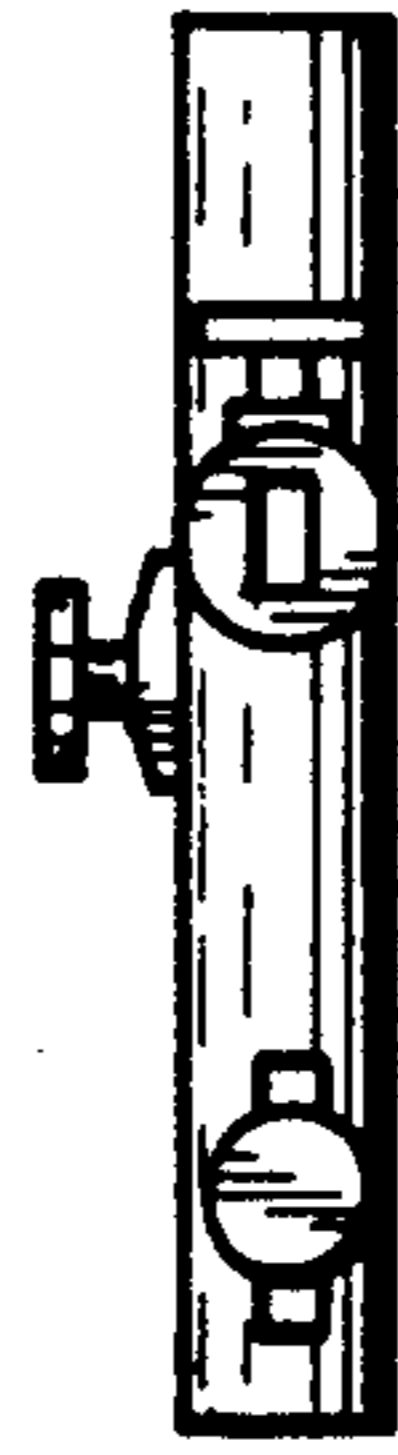


FIG. 6