



US00D337724S

# United States Patent [19]

[11] Patent Number: **Des. 337,724**

**Bostwich et al.**

[45] Date of Patent: **\*\* Jul. 27, 1993**

[54] BOTTLE

[75] Inventors: **Martin M. Bostwich, Norwalk;**  
**Andrew T. Kostanecki, New Canaan;**  
**Robert H. Brainard, Danbury, all of**  
**Conn.**

[73] Assignee: **Kraft General Foods, Inc.,**  
**Northfield, Ill.**

[\*] Notice: The portion of the term of this patent  
subsequent to Jun. 16, 2006 has been  
disclaimed.

[\*\*] Term: **14 Years**

[21] Appl. No.: **507,060**

[22] Filed: **Apr. 6, 1990**

[52] U.S. Cl. .... **D9/329; D9/500;**  
**D9/502; D9/520**

[58] Field of Search ..... **D9/307, 329, 335, 349-355,**  
**D9/384, 385, 389, 390, 395, 399; 215/1 R, 1 C**

[56] **References Cited**

### U.S. PATENT DOCUMENTS

D. 61,830 1/1923 Kelly ..... D9/329

D. 74,067	12/1927	Mas	.....	D9/329
D. 193,032	6/1962	Waser	.....	D9/349
D. 195,981	8/1963	Lorenzen	.....	D7/521
D. 236,573	9/1975	Rothstein	.....	D7/539
D. 248,715	8/1978	Gobleck, Jr.	.....	D7/521
D. 261,104	10/1981	Skalli	.....	D9/395 X
3,823,032	7/1974	Ukai	.....	215/1 C

*Primary Examiner*—Bernard Ansher  
*Assistant Examiner*—C. Tuttle  
*Attorney, Agent, or Firm*—Thomas R. Savoie

### [57] CLAIM

The ornamental design for a bottle, as shown.

### DESCRIPTION

FIG. 1 is an elevational view of a bottle showing our new design;  
FIG. 2 is a top plan view thereof;  
FIG. 3 is an elevational view showing the side opposite that seen in FIG. 1;  
FIG. 4 is a bottom plan view thereof;  
FIG. 5 is an elevational view seen from the left side of FIG. 1; and,  
FIG. 6 is an elevational view seen from the right side of FIG. 1.




FIG.1




FIG.2

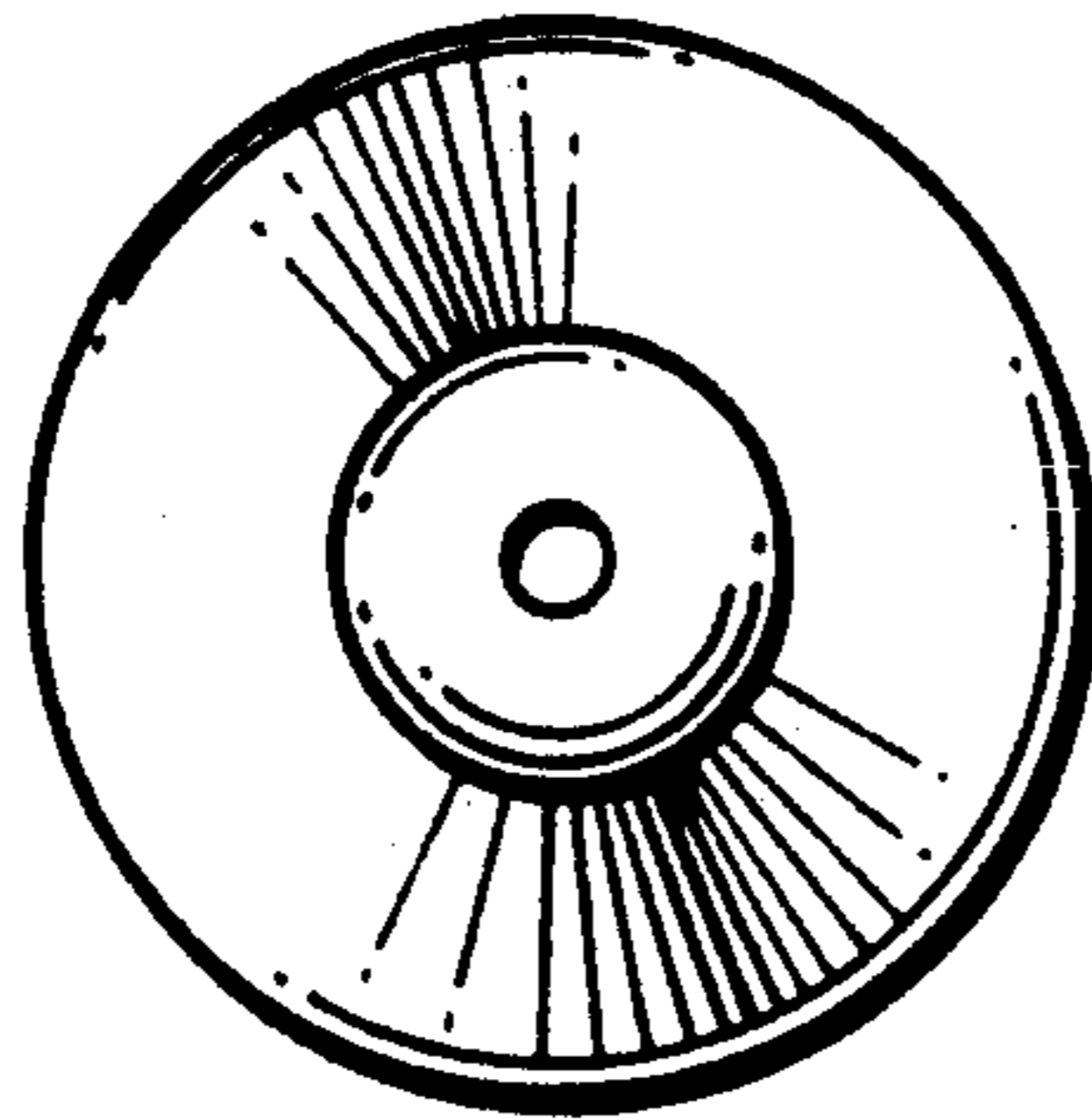


FIG.3

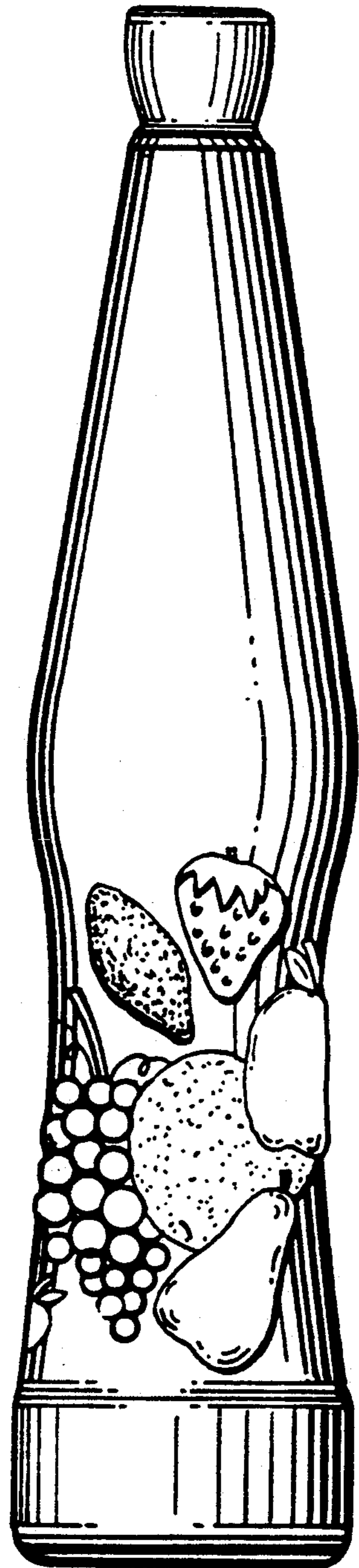
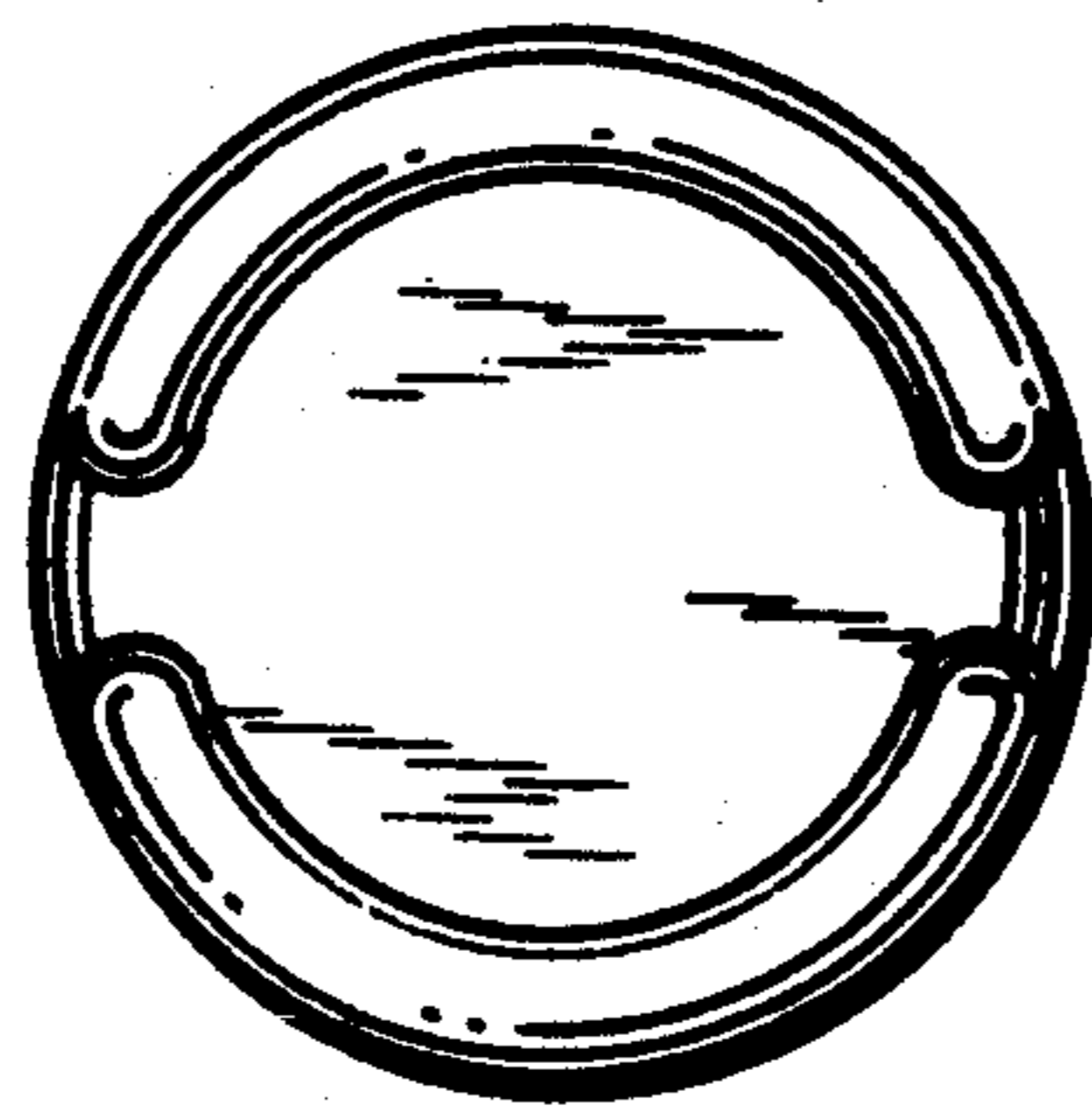
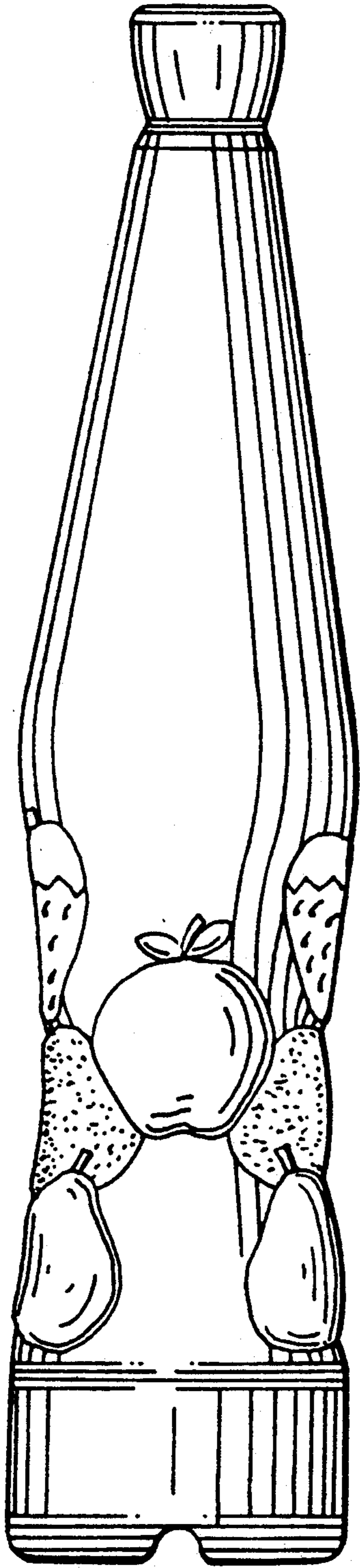
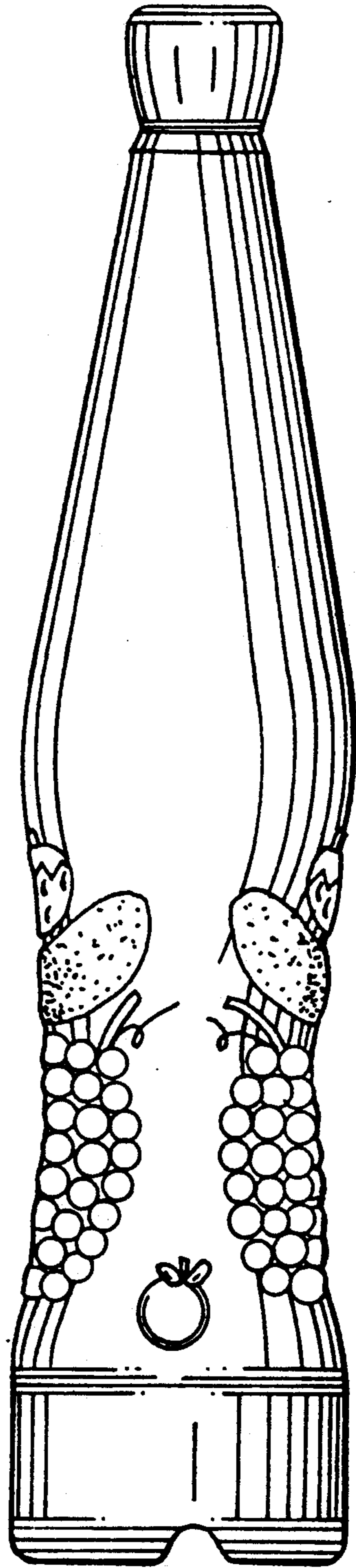


FIG.4





*Fig. 5*



*Fig. 6*