



US00D337721S

# United States Patent [19]

[11] Patent Number: **Des. 337,721**

Hodel

[45] Date of Patent: **\*\* Jul. 27, 1993**

[54] **OFFSET PIN FOR INTERCONNECTING UPPER AND LOWER BLOCKS IN A CONCRETE BLOCK WALL**

4,920,712 5/1990 Dean, Jr. .... 405/286  
5,044,834 9/1991 Janopaul, Jr. .... 405/286

[75] Inventor: **Gerald W. Hodel, Roanoke, Ill.**

*Primary Examiner*—B. J. Bullock  
*Attorney, Agent, or Firm*—McCaleb, Lucas & Brugman

[73] Assignee: **Wedgerock Corporation, Roanoke, Ill.**

[57] **CLAIM**

[\*\*] Term: **14 Years**

The ornamental design for an offset pin for interconnecting upper and lower blocks in a concrete block wall, as shown and described.

[21] Appl. No.: **637,004**

**DESCRIPTION**

[22] Filed: **Jan. 3, 1991**

[52] U.S. Cl. .... **D8/382**

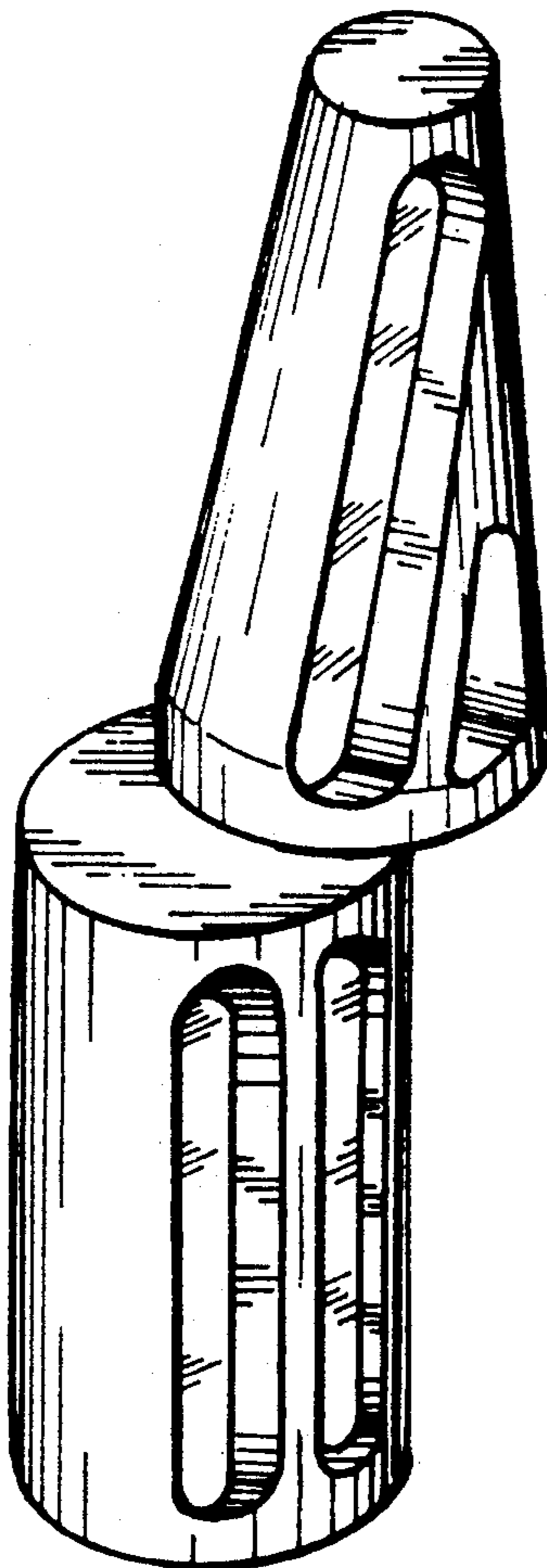
[58] Field of Search ..... **D8/382; 405/262, 280; 52/562, 585; 403/292, 295**

FIG. 1 is a perspective view of an offset pin for interconnecting upper and lower blocks in a concrete block wall showing my new design; FIG. 2 is a top plan view thereof; FIG. 3 is a right side elevational view thereof, the opposite side view being a mirror image thereof; FIG. 4 is a bottom plan view thereof; FIG. 5 is a front elevational view thereof; and, FIG. 6 is a rear elevational view thereof.

[56] **References Cited**

**U.S. PATENT DOCUMENTS**

2,690,074 9/1954 Jones ..... 52/585  
3,430,404 3/1969 Muse ..... 52/585



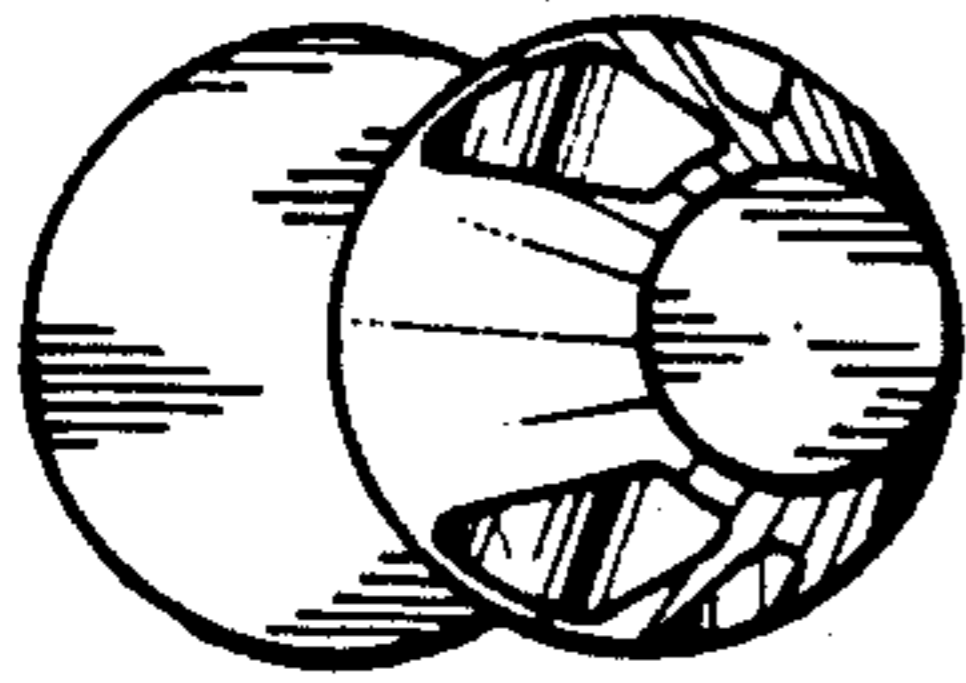


FIG. 2

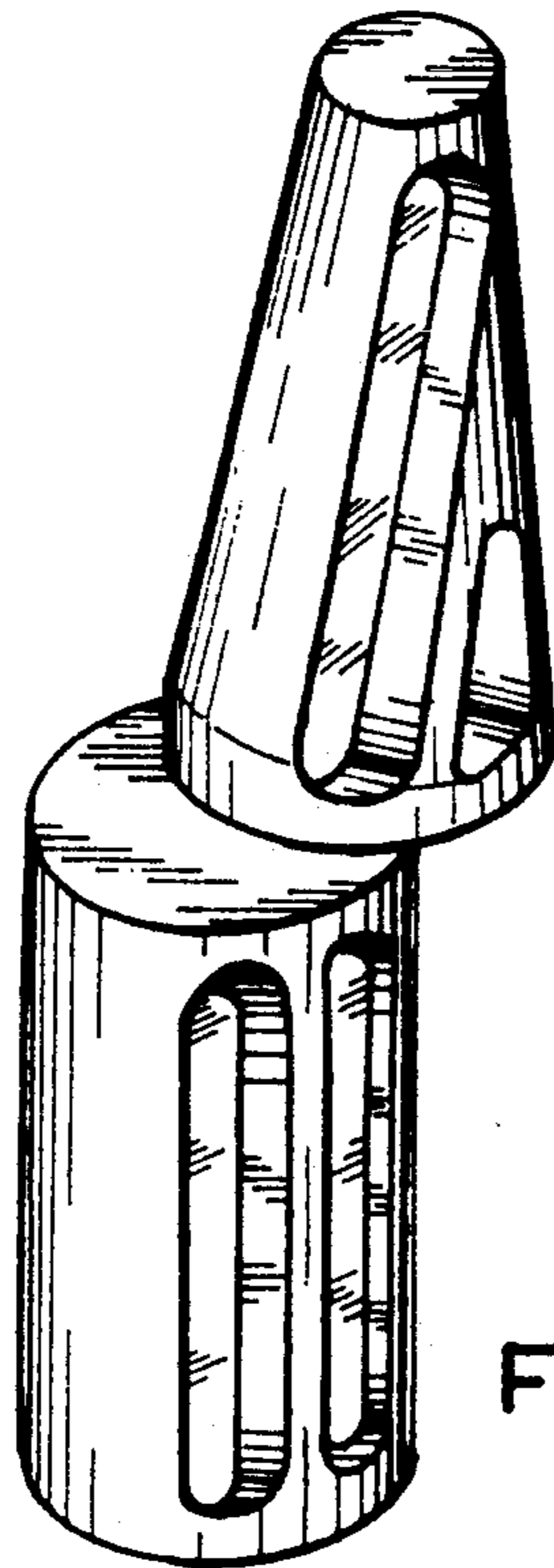


FIG. 1

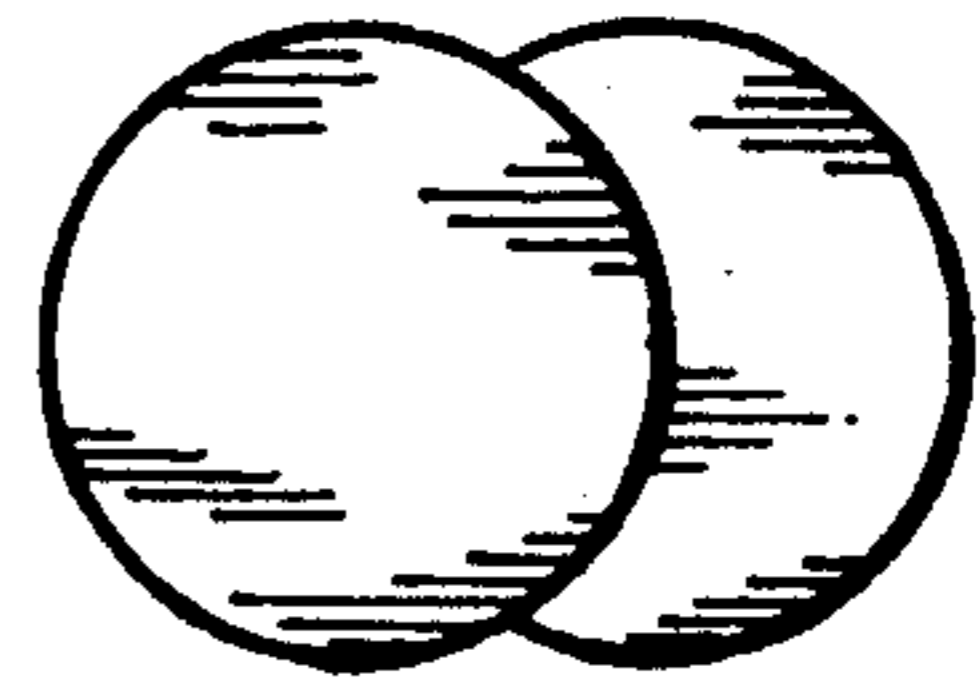


FIG. 4

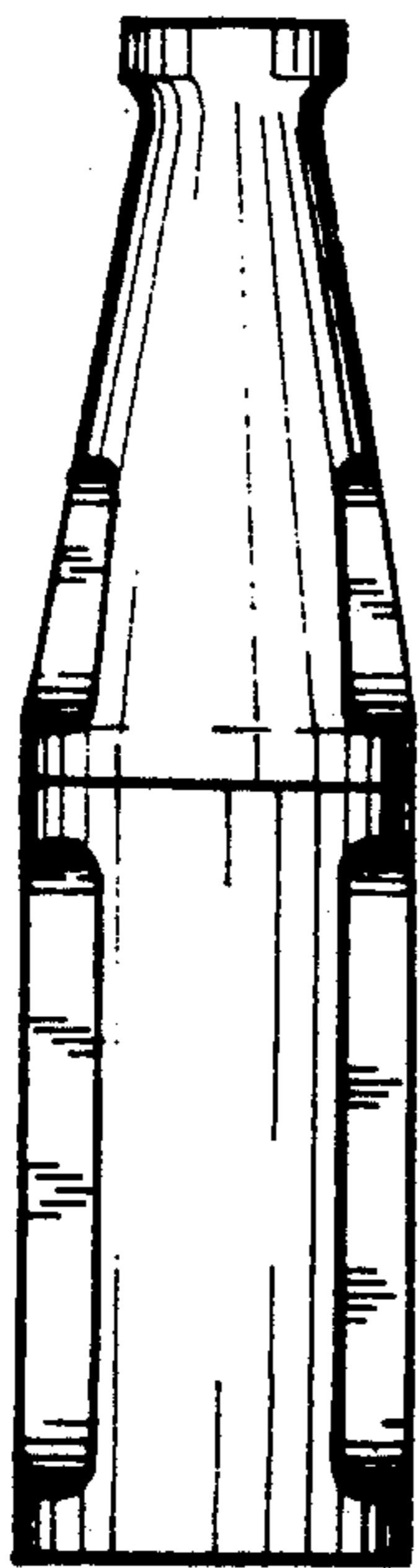


FIG. 6




FIG. 5




FIG. 3