



US00D337707S

United States Patent [19]

[11] Patent Number: **Des. 337,707**

McCord, Jr.

[45] Date of Patent: **** Jul. 27, 1993**

[54] **HOLD-DOWN STICK**

[75] Inventor: **Wilfred M. McCord, Jr., Louisville, Ky.**

[73] Assignee: **Vermont American Corporation, Louisville, Ky.**

[**] Term: **14 Years**

[21] Appl. No.: **802,443**

[22] Filed: **Dec. 4, 1991**

[52] U.S. Cl. **D8/14**

[58] Field of Search **D8/14, 107; 294/1.1, 294/12, 27.1; 30/123.7**

[56] **References Cited**

U.S. PATENT DOCUMENTS

D. 186,935	12/1959	Littlefield	D8/14
D. 278,022	3/1985	Ash	D8/14
D. 278,790	5/1985	Chaney et al.	D8/14
5,018,773	5/1991	Stavin et al.	294/1.1

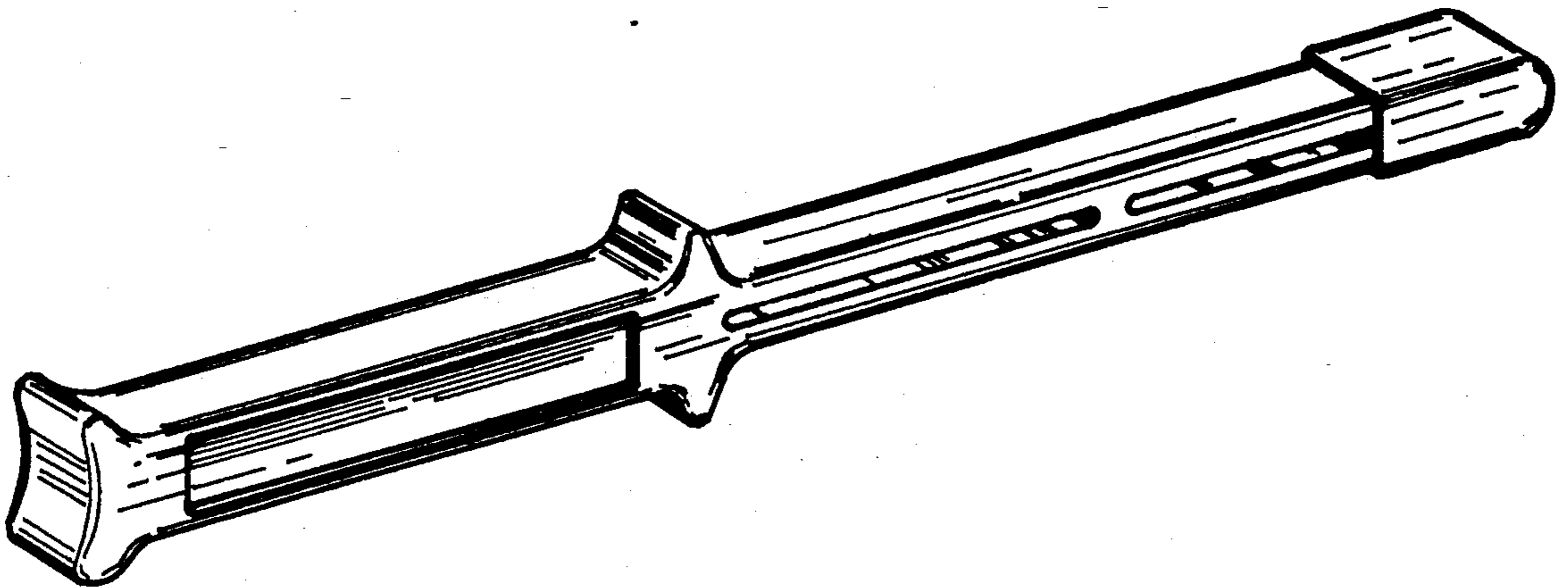
Primary Examiner—Bernard Ansher
Assistant Examiner—Philip Hyder
Attorney, Agent, or Firm—James R. Higgins, Jr.

[57] **CLAIM**

The ornamental design for a hold-down stick, as shown and described.

DESCRIPTION

FIG. 1 is a top, rear and left side perspective view of a hold-down stick showing my new design;
FIG. 2 is a top, front and right side perspective view of the hold-down stick of FIG. 1;
FIG. 3 is a left side elevational view of the hold-down stick of FIG. 1;
FIG. 4 is a right side elevational view of the hold-down stick of FIG. 1;
FIG. 5 is a front end view of the hold-down stick of FIG. 1;
FIG. 6 is a rear end view of the hold-down stick of FIG. 1; and,
FIG. 7 is a top view of the hold-down stick of FIG. 1, the bottom view being identical.



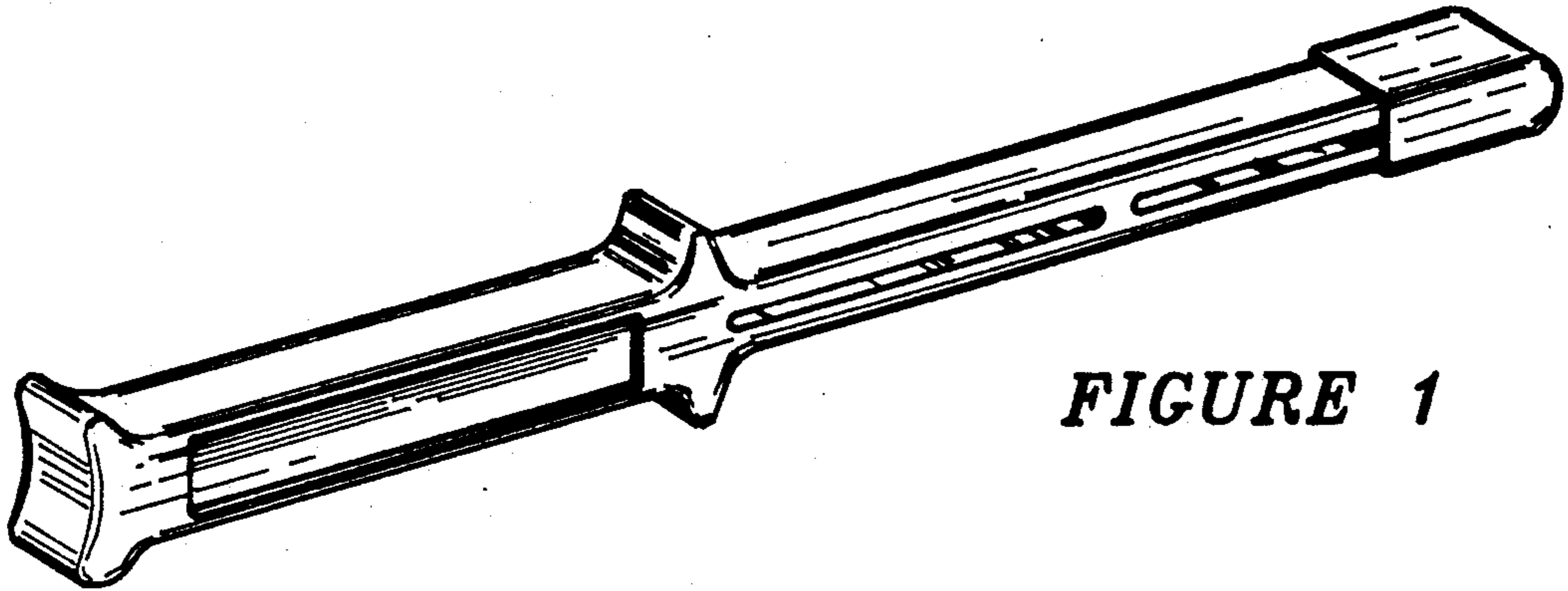


FIGURE 1

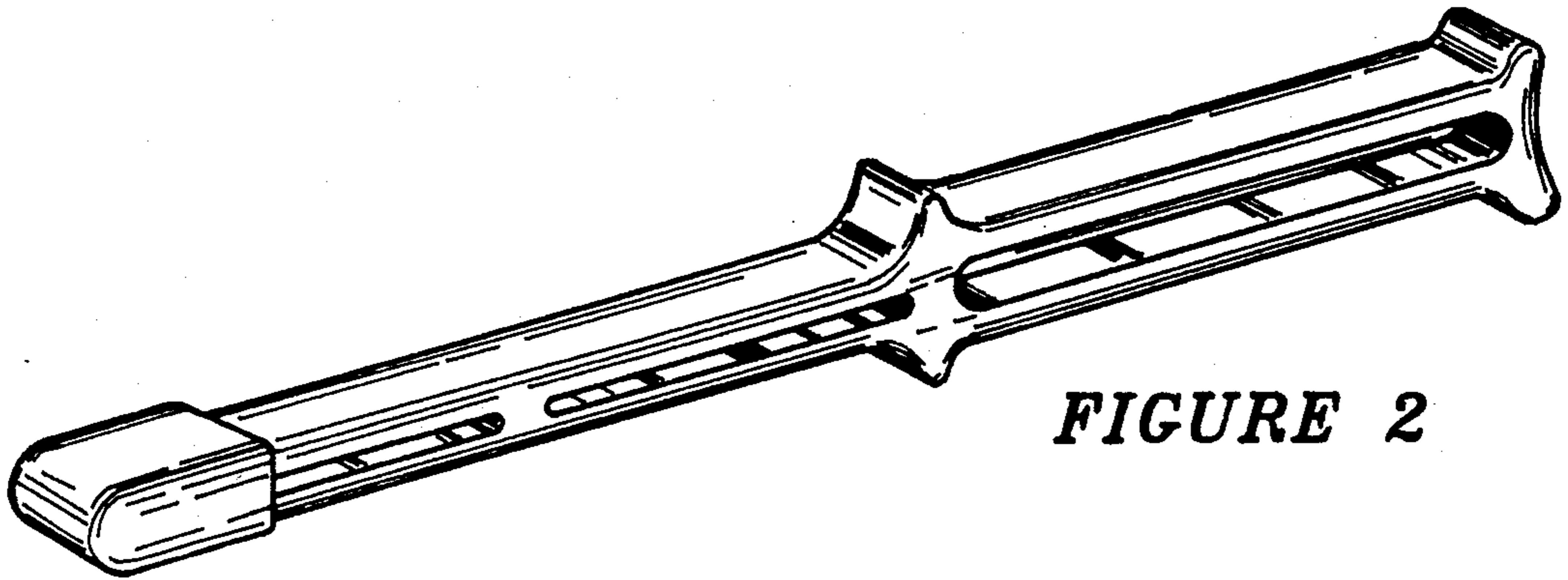


FIGURE 2

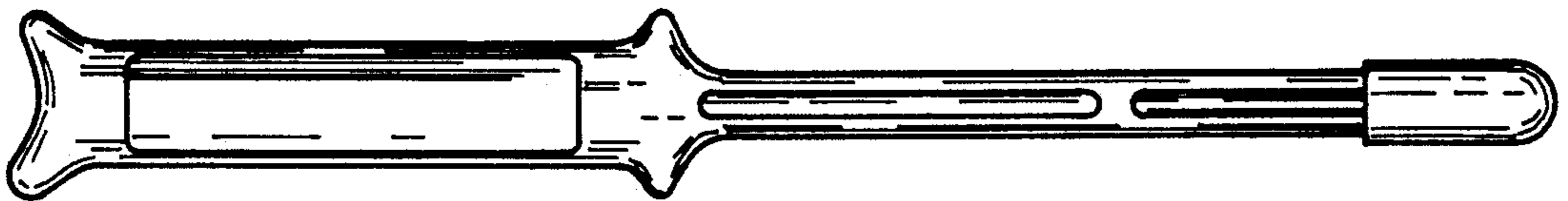


FIGURE 3

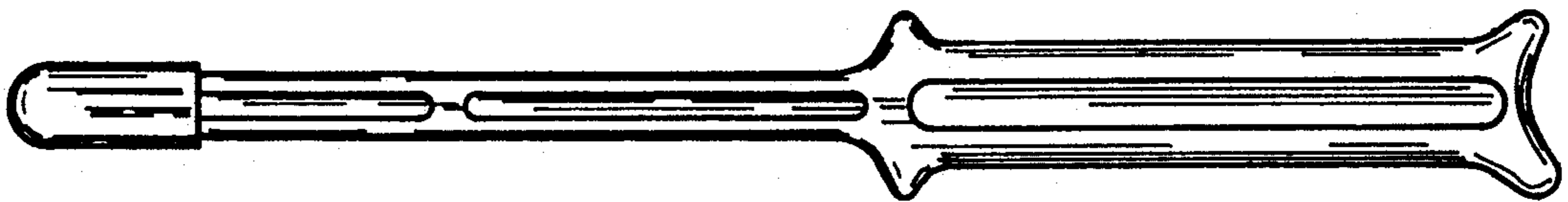


FIGURE 4



FIGURE 5



FIGURE 6



FIGURE 7