



US00D337698S

United States Patent [19]

[11] Patent Number: **Des. 337,698**

Demery

[45] Date of Patent: **** Jul. 27, 1993**

[54] PLATE

[56]

References Cited

U.S. PATENT DOCUMENTS

[75] Inventor: **Jean P. Demery, Tarascon, France**

D. 23,371	6/1894	Durand	D11/49
D. 37,904	3/1906	Higgins	D7/578
D. 44,774	10/1913	Sinclair	D7/561
D. 56,463	3/1917	Cary	D7/561 X
D. 65,114	7/1924	Glometti et al.	D7/585
D. 79,103	7/1929	Rider	D11/100 X
D. 93,555	10/1934	Johnston	D11/100
D. 99,052	3/1936	Schreckengost	D7/578
D. 132,012	4/1942	Miller	D7/580
D. 158,641	5/1950	Botsford	D7/578
3,821,061	6/1974	Schler	D7/585 X

[73] Assignee: **Establishment Charles Demery, Tarascon, France**

[**] Term: **14 Years**

[21] Appl. No.: **650,673**

Primary Examiner—Alan P. Douglas
Assistant Examiner—M. N. Pandozzi
Attorney, Agent, or Firm—Dvorak and Traub

[22] Filed: **Feb. 5, 1991**

[57] CLAIM

[30] Foreign Application Priority Data

Aug. 13, 1990 [FR] France DM/017401

The ornamental design for a plate, as shown.

[52] U.S. Cl. **D7/573; D7/578**

DESCRIPTION

[58] Field of Search **D7/566, 573, 500, 578, D7/543, 550, 552, 554, 560, 561, 562, 563, 564, 565, 567, 568, 570, 571, 580, 584, 585, 586, 587, 588, 396.4, 569, 396.5; D11/150, 52, 100, 49, 82; 220/376, 574, 575**

FIG. 1 illustrates a rear view of the "plate".
FIG. 2 represents a side view of the "plate".
FIG. 3 represents an upper perspective view of the "plate", and,
FIG. 4 represents a top view of the "plate".



FIG. 1

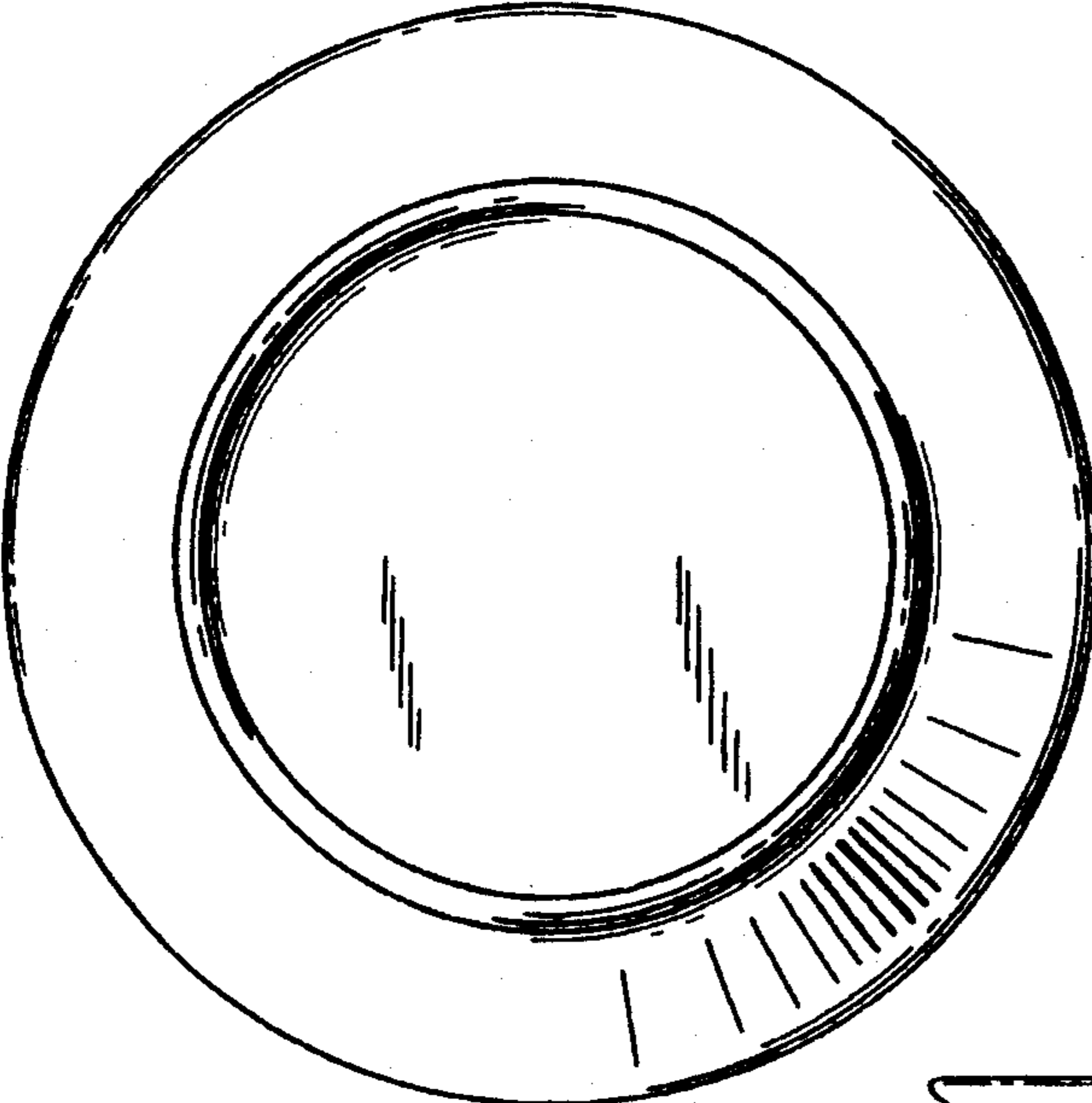


FIG. 2




FIG. 3




FIG. 4

