



US00D337690S

# United States Patent [19]

[11] Patent Number: **Des. 337,690**

**Bunn et al.**

[45] Date of Patent: **\*\* Jul. 27, 1993**

[54] **BEVERAGE PITCHER**

[75] Inventors: **Arthur H. Bunn, Springfield, Ill.;**  
**Robert Worrell, Hopkins, Minn.**

[73] Assignee: **Bunn-O-Matic Corporation,**  
**Springfield, Ill.**

[\*\*] Term: **14 Years**

[21] Appl. No.: **714,078**

[22] Filed: **Jun. 11, 1991**

[52] U.S. Cl. .... **D7/317; D7/316;**  
**D7/318**

[58] Field of Search ..... **D7/317, 316, 318, 319,**  
**D7/320, 321, 322, 312, 300, 303, 311, 310, 309,**  
**305, 313, 301, 309, 306, 534, 533; 222/475.1,**  
**470; 99/273**

[56] **References Cited**

**U.S. PATENT DOCUMENTS**

- D. 283,584 4/1986 Morin ..... D7/319 X
- D. 296,973 8/1988 Pozzi ..... D7/319 X
- D. 433,350 12/1912 Baron ..... D7/317

- 577,625 2/1897 Royer ..... 99/293
- 3,817,430 6/1974 Borin ..... D7/317
- 3,861,565 1/1975 Rickmeier, Jr. .... D7/317 X
- 4,653,671 3/1987 Duffy et al. .... D7/317 X

*Primary Examiner*—Alan P. Douglas  
*Assistant Examiner*—M. N. Pandozzi  
*Attorney, Agent, or Firm*—Trexler, Bushnell, Giangiorgi  
& Blackstone, Ltd.

[57] **CLAIM**

The ornamental design for a beverage pitcher, as shown and described.

**DESCRIPTION**

FIG. 1 is a perspective view of a beverage pitcher showing our new design;  
FIG. 2 is a right side view thereof;  
FIG. 3 is a front view thereof;  
FIG. 4 is a top view thereof;  
FIG. 5 is a back view thereof; and,  
FIG. 6 is a bottom view thereof.  
The left side view is a mirror image of the right side view.




FIG. 1

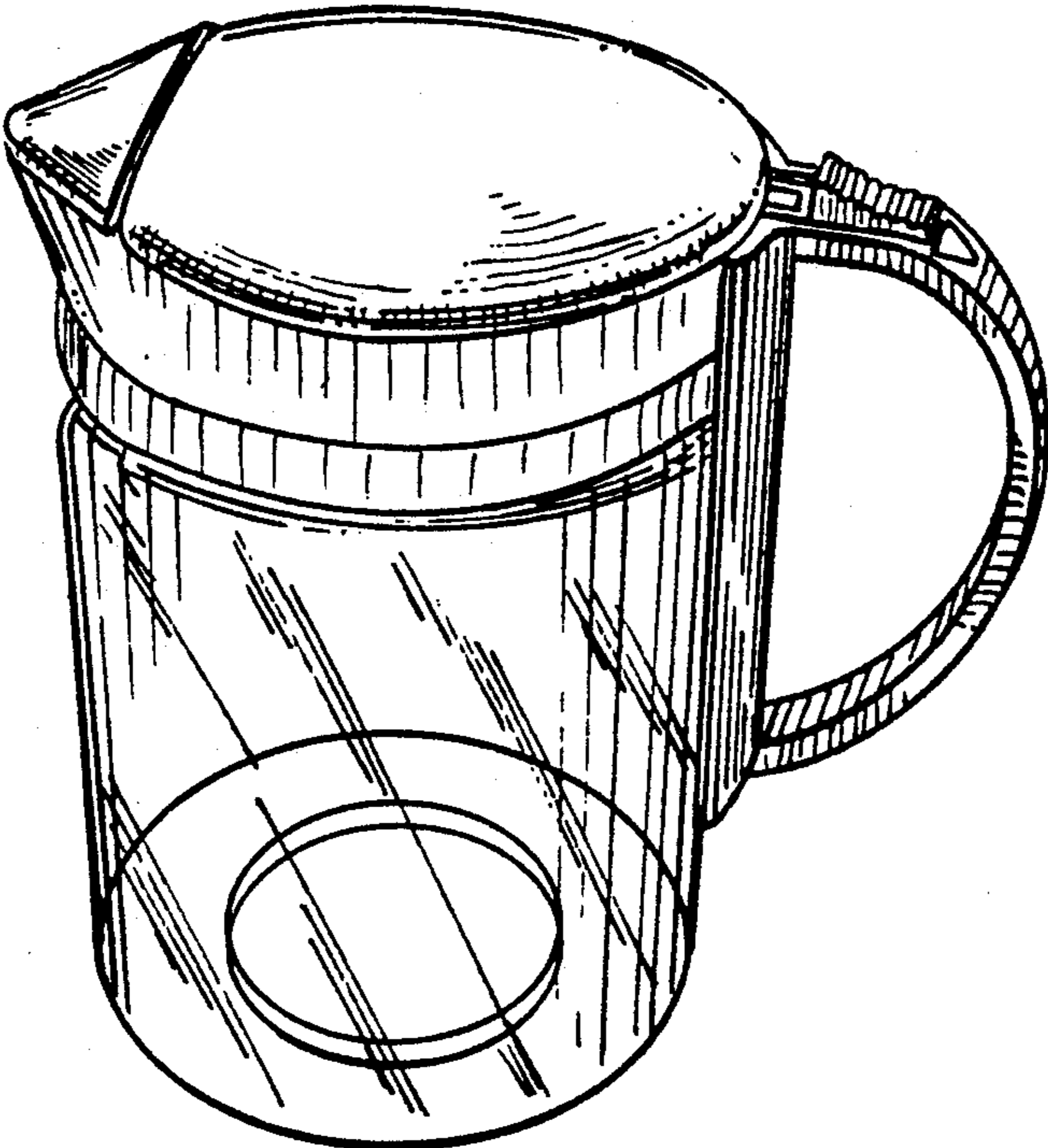


FIG. 2




FIG.3

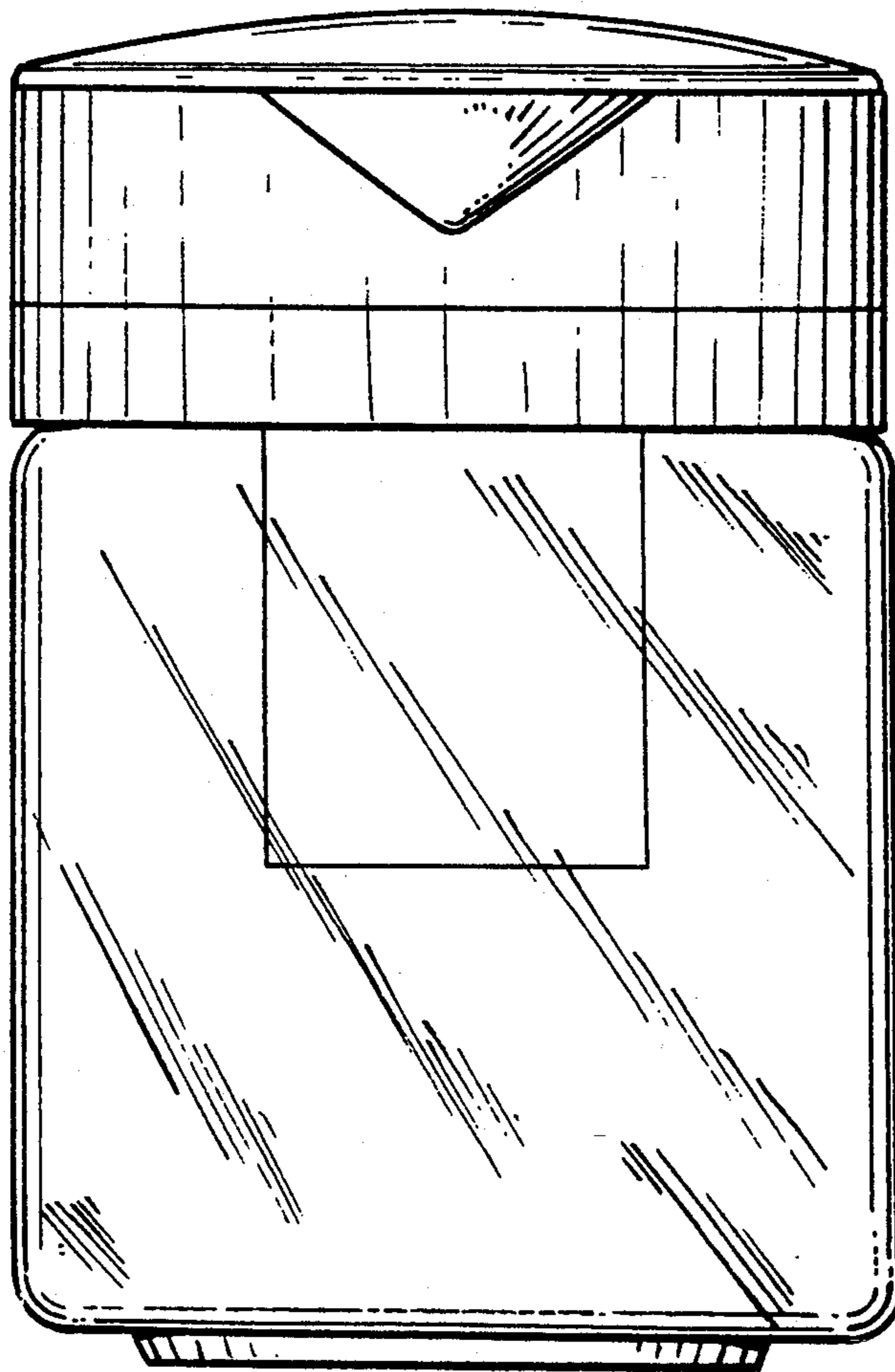


FIG. 4

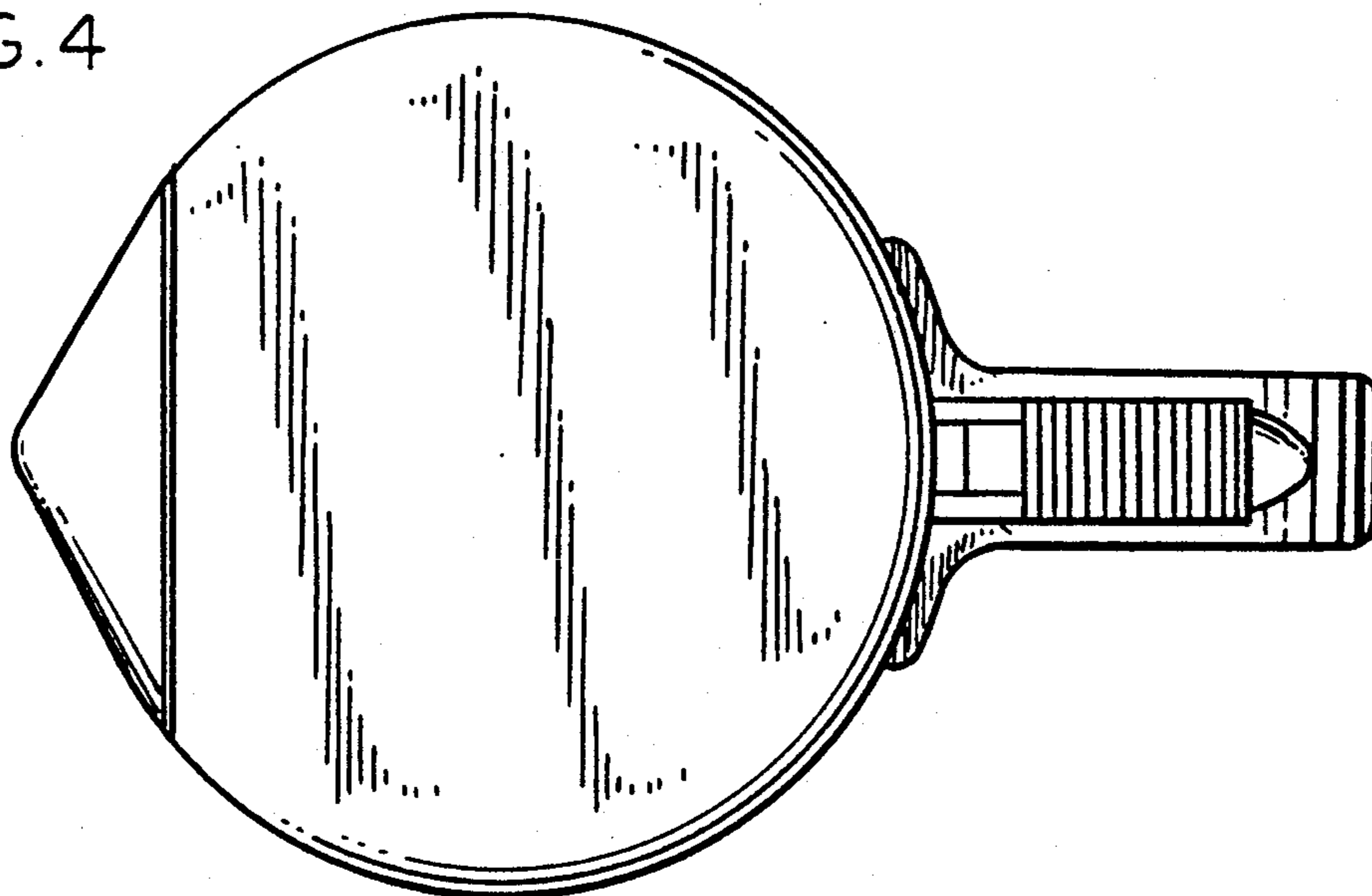


FIG. 5

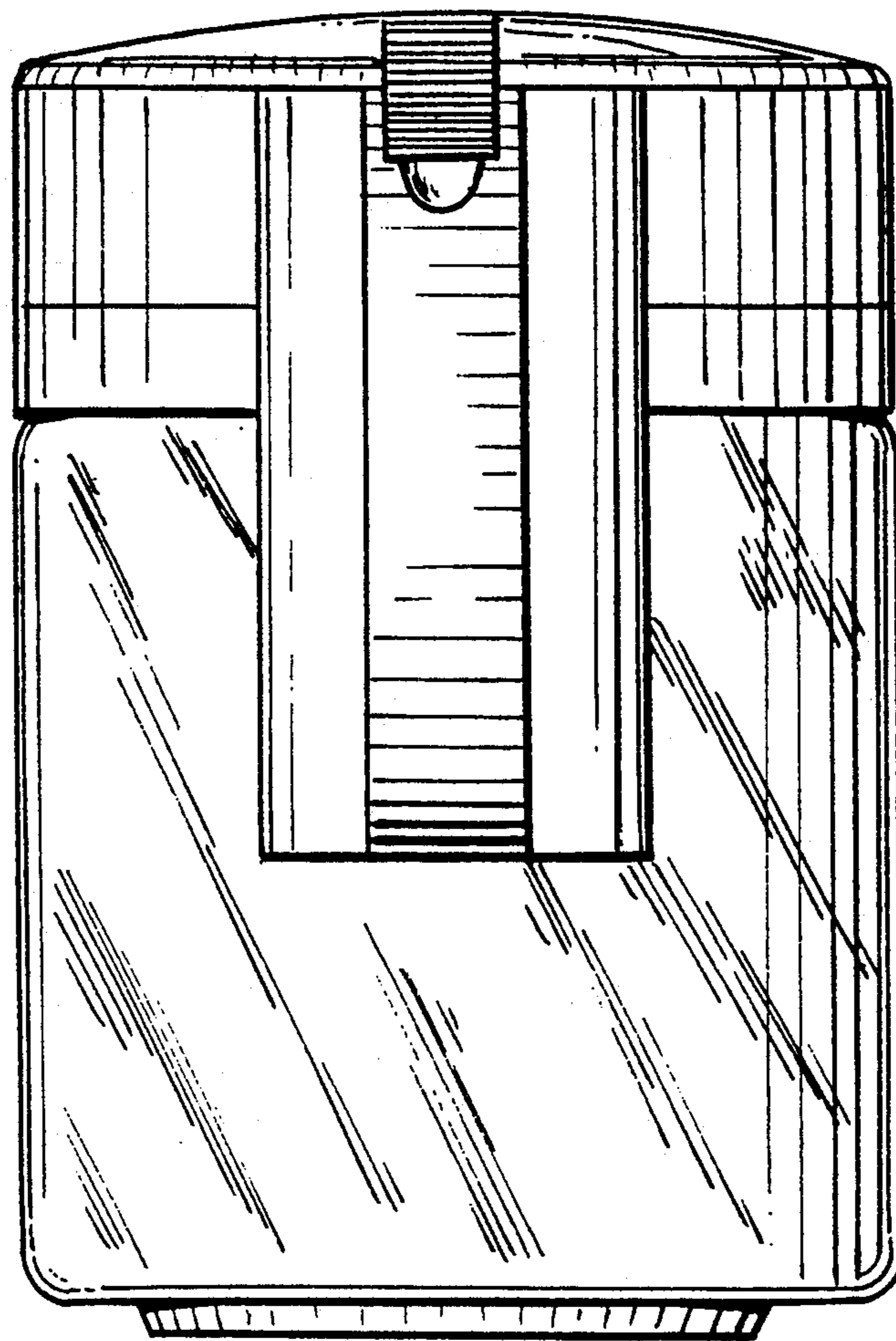


FIG. 6

