



US00D337663S

**United States Patent** [19]  
**Castellanos**

[11] **Patent Number: Des. 337,663**  
[45] **Date of Patent: \*\* Jul. 27, 1993**

[54] **MAGNETIC DISPLAY FRAME**  
[76] **Inventor: Saul A. Castellanos, 837 E. Court St., Seguin, Tex. 78155**  
[\*\*] **Term: 14 Years**  
[21] **Appl. No.: 567,670**  
[22] **Filed: Aug. 15, 1990**  
[52] **U.S. Cl. .... D6/302**  
[58] **Field of Search .... D6/300-314; 40/152, 152.1, 152.2, 158.1**

4,779,368 10/1988 Thede ..... 40/152.1

**OTHER PUBLICATIONS**

Hong Kong Household, May, 1984 p. 39, (Item E-1).

*Primary Examiner*—Bernard Ansher  
*Assistant Examiner*—Adir Aronovich  
*Attorney, Agent, or Firm*—Richard C. Litman

[57] **CLAIM**

The ornamental design for a magnetic display frame, as shown and described.

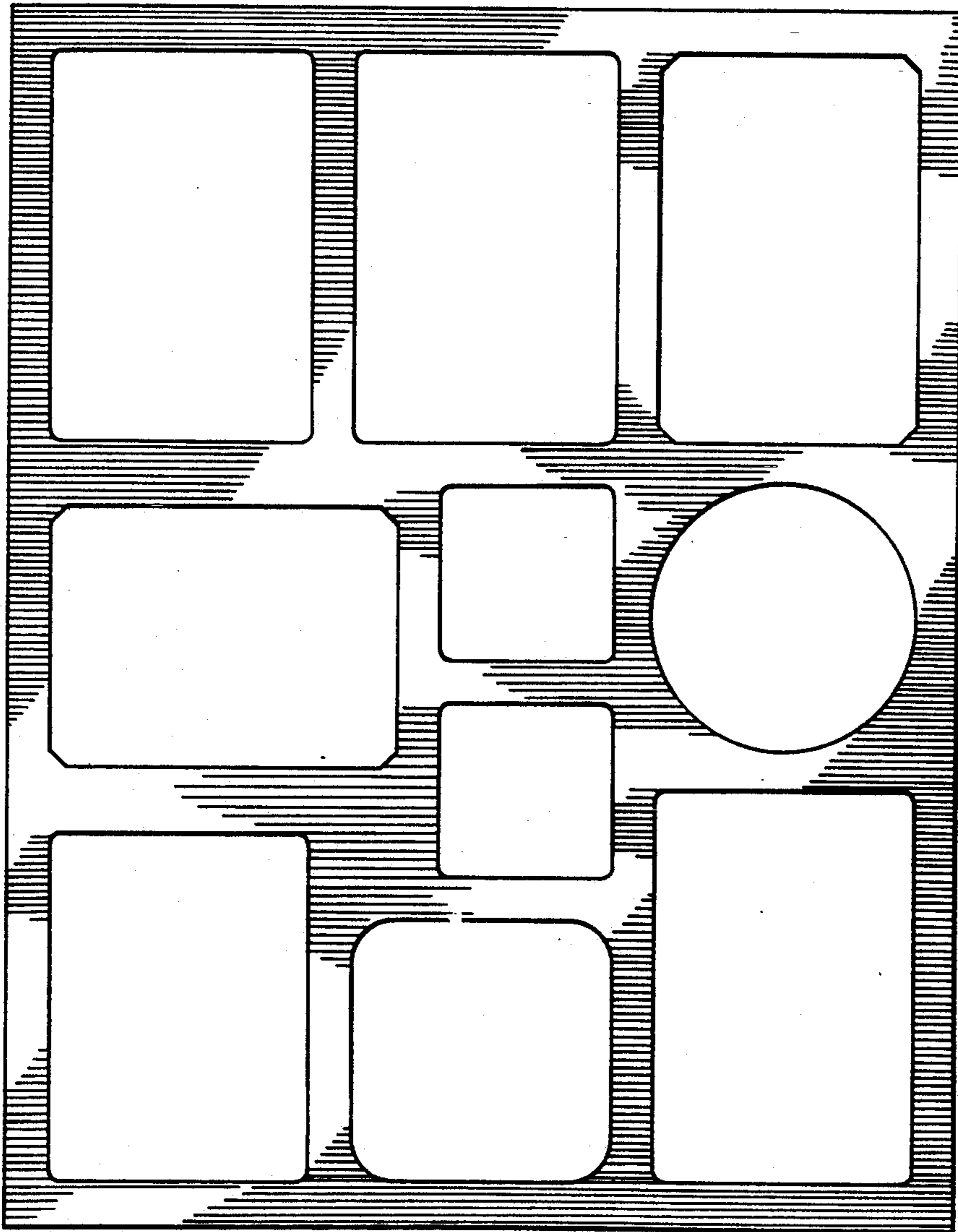
[56] **References Cited**

**U.S. PATENT DOCUMENTS**

D. 252,483	7/1979	Lanci et al. ....	D6/302
D. 255,307	6/1980	Jacoby et al. ....	D6/302
D. 255,308	6/1980	Jacoby et al. ....	D6/302
D. 289,111	4/1987	Barcus ....	D6/302
D. 315,835	4/1991	Dahlquist ....	D6/302

**DESCRIPTION**

FIG. 1 is a top plan view of a magnetic display frame showing my new design;  
FIG. 2 is a right side elevational view thereof; and,  
FIG. 3 is a left side elevational view thereof.  
The undisclosed rear of the magnetic display frame is plain and unornamented.



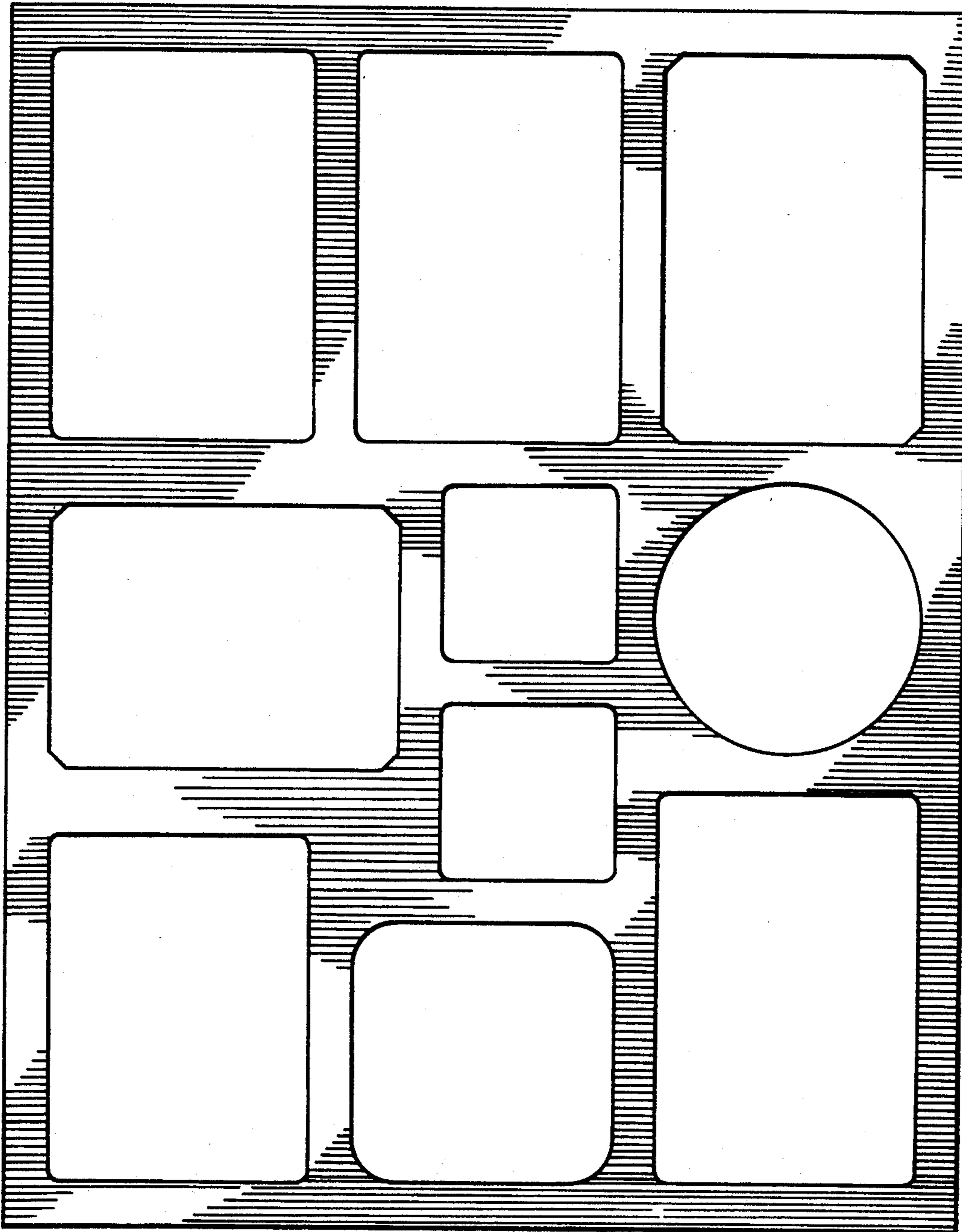


FIG. 1

FIG. 2




FIG. 3