



US00D337650S

United States Patent [19]

Thomas, III et al.

[11] Patent Number: **Des. 337,650**

[45] Date of Patent: **** Jul. 27, 1993**

[54] **SHOE MIDSOLE**

[75] Inventors: **Allen P. Thomas, III, Beaverton;**
Steve C. McDonald, Portland, both of
Oreg.

[73] Assignee: **Nike, Inc., Beaverton, Oreg.**

[**] Term: **14 Years**

[21] Appl. No.: **948,927**

[22] Filed: **Sep. 18, 1992**

[52] U.S. Cl. **D2/318; D2/321**

[58] Field of Search **D2/264, 265, 270, 283,**
D2/291-294, 314, 317-323; 36/11.5, 43, 44, 83,
84, 89, 100-107, 112-114, 132, 136

[56] **References Cited**

U.S. PATENT DOCUMENTS

D. 64,898	6/1924	Gunlock	D2/320
D. 255,396	6/1980	Scheinhaus et al.	D2/293 X
D. 294,656	3/1988	Liggett et al.	D2/320
D. 296,954	8/1988	Tong	D2/320
D. 306,794	3/1990	Trülsen	D2/321
D. 330,973	11/1992	Hatfield	D2/320
2,715,285	8/1955	Vecchio	36/11.5 X
2,894,338	7/1959	Scholl	D2/293 X

OTHER PUBLICATIONS

"Aqua Thong II" sandal on p. 96 of the Nike Spring 1992 catalog.

"Aqua Thong" sandal on p. 104 of the Nike Fall 1991 catalog.

"Nike Thong" sandal on p. 62 of the Nike Fall 1986 catalog.

"Cross Country" sandal, TEVA 1992 Sport Sandal brochure.

Primary Examiner—Louis S. Zarfes
Attorney, Agent, or Firm—Banner, Birch, McKie & Beckett

[57] **CLAIM**

The ornamental design for a shoe midsole, as shown and described.

DESCRIPTION

FIG. 1 is a top plan view of a shoe midsole showing our new design;

FIG. 2 is a side elevational view of one side of the shoe midsole shown in FIG. 1;

FIG. 3 is a side elevational view of the other side of the shoe midsole shown in FIG. 1;

FIG. 4 is a front elevational view of the shoe midsole shown in FIG. 1;

FIG. 5 is a rear elevational view of the shoe midsole shown in FIG. 1;

FIG. 6 is a cross section taken along line 6—6 of FIG. 1;

FIG. 7 is a cross section taken along line 7—7 of FIG. 1;

FIG. 8 is a cross section taken along line 8—8 of FIG. 1; and,

FIG. 9 is a cross section taken along line 9—9 of FIG. 1.

The broken lines showing the shoe upper and the remaining portions of the sole in FIGS. 2-5 are for illustrative purposes only and form no part of the claimed design.

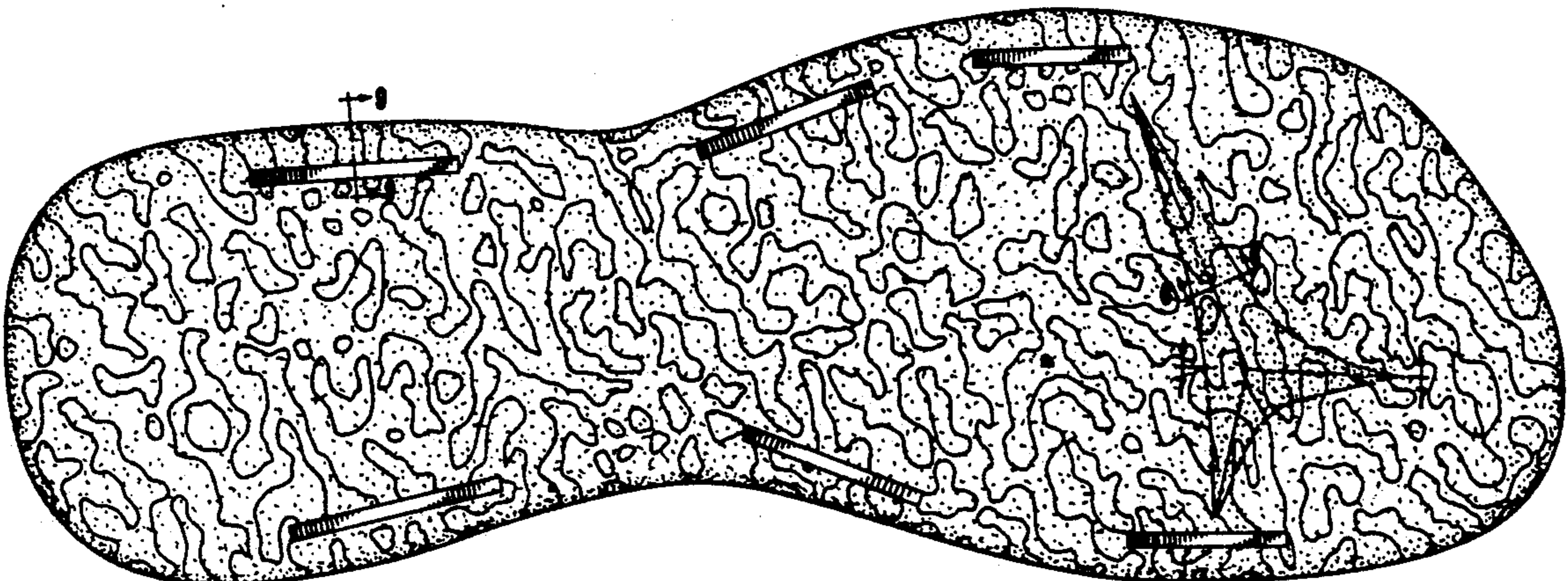


FIG. 1

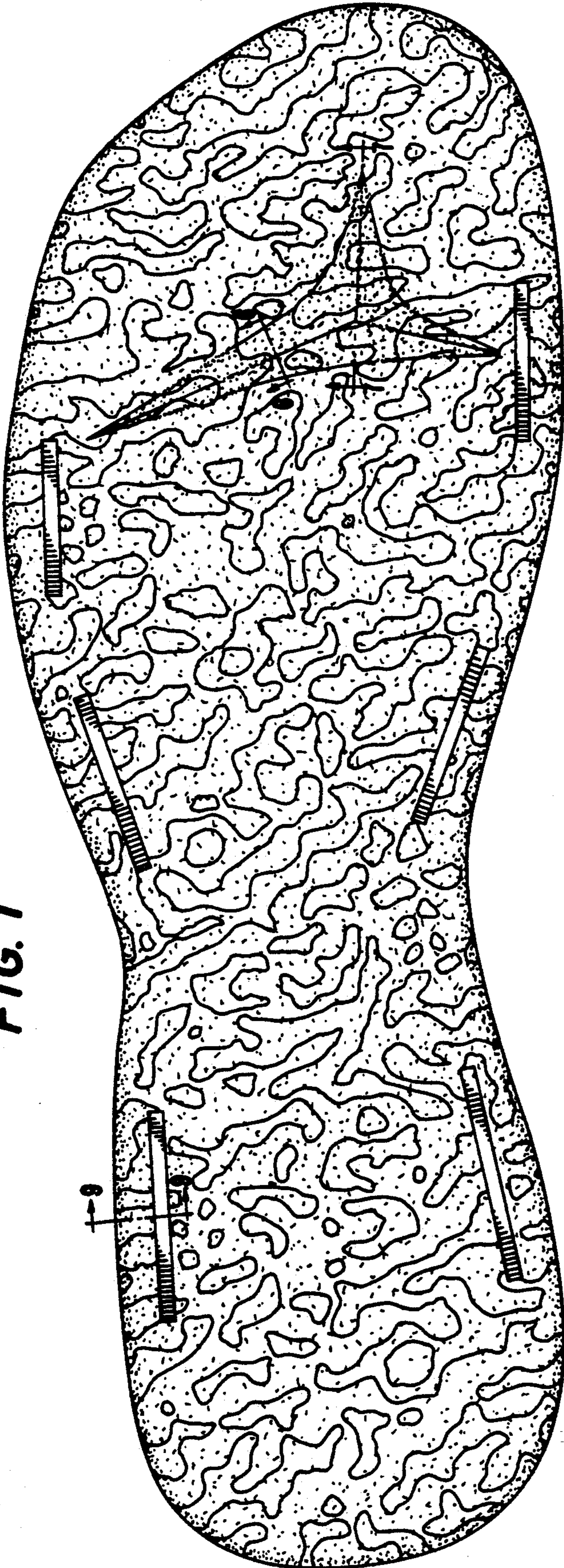


FIG. 6



FIG. 7



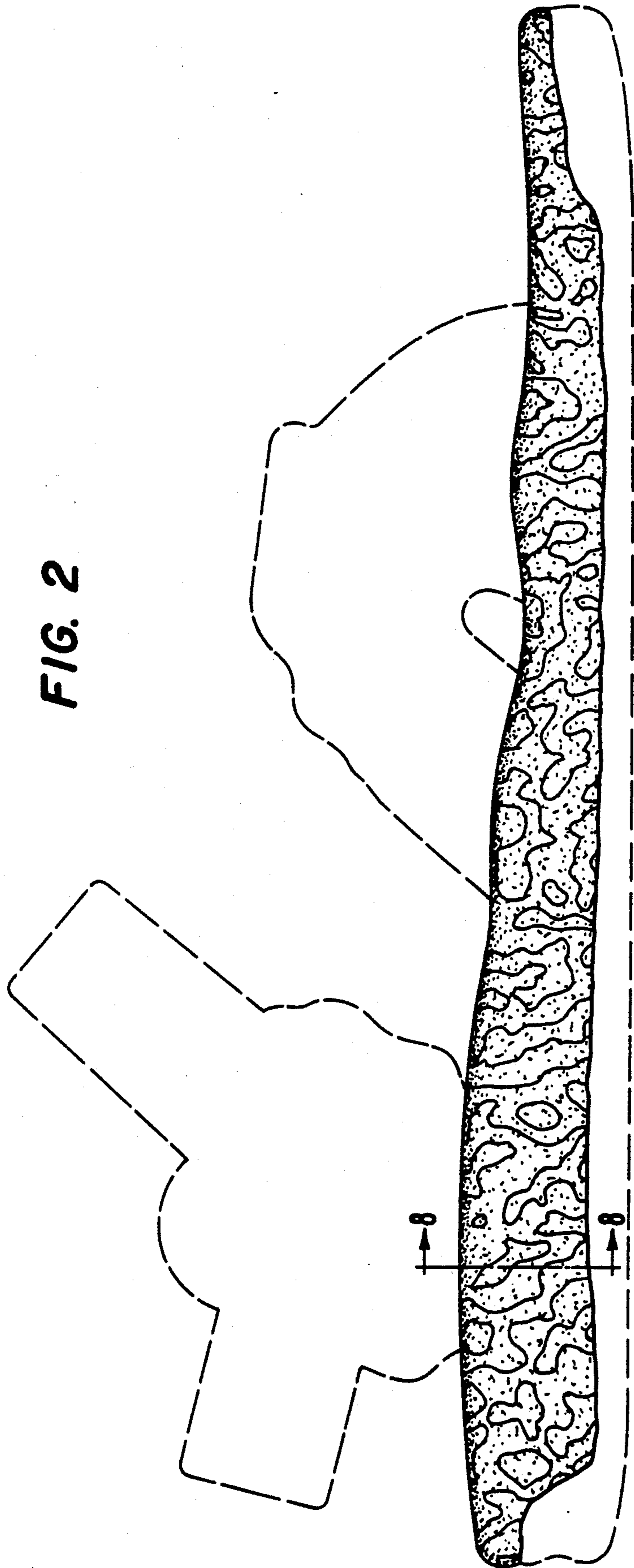
FIG. 8



FIG. 9



FIG. 2



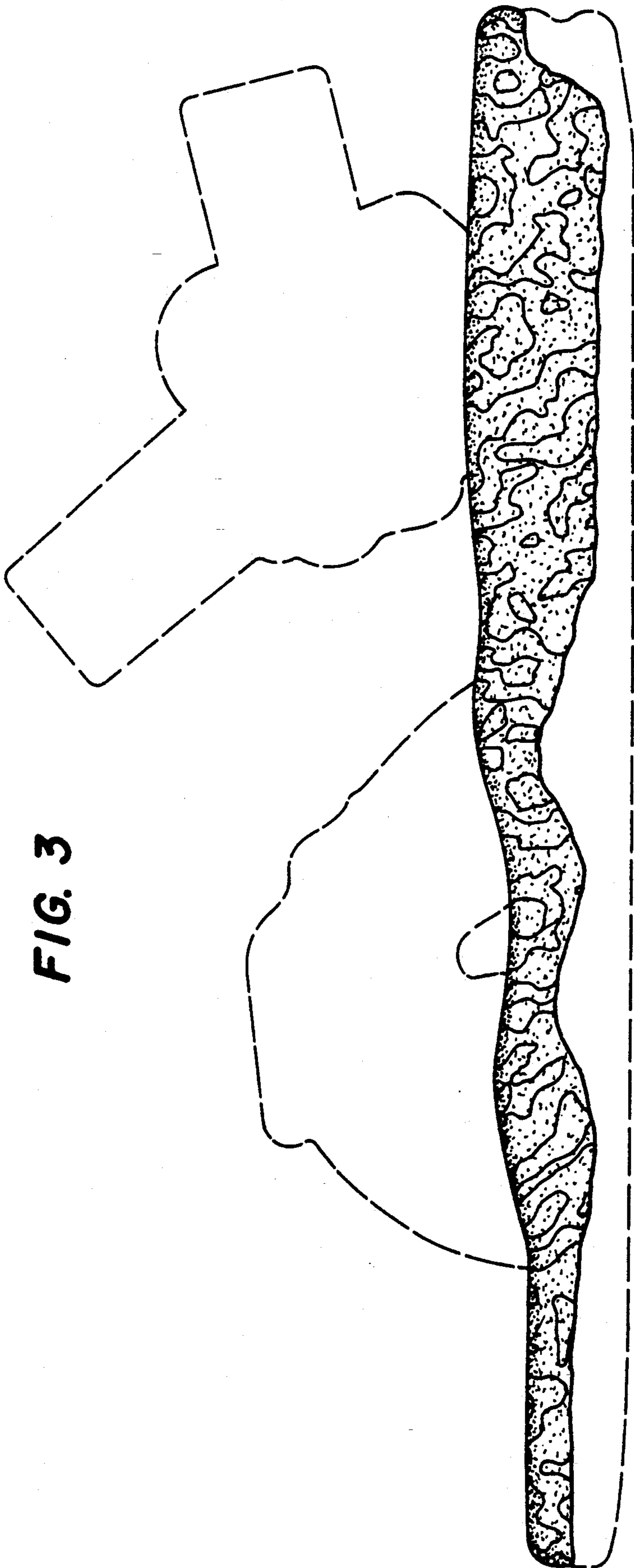


FIG. 3

FIG. 5

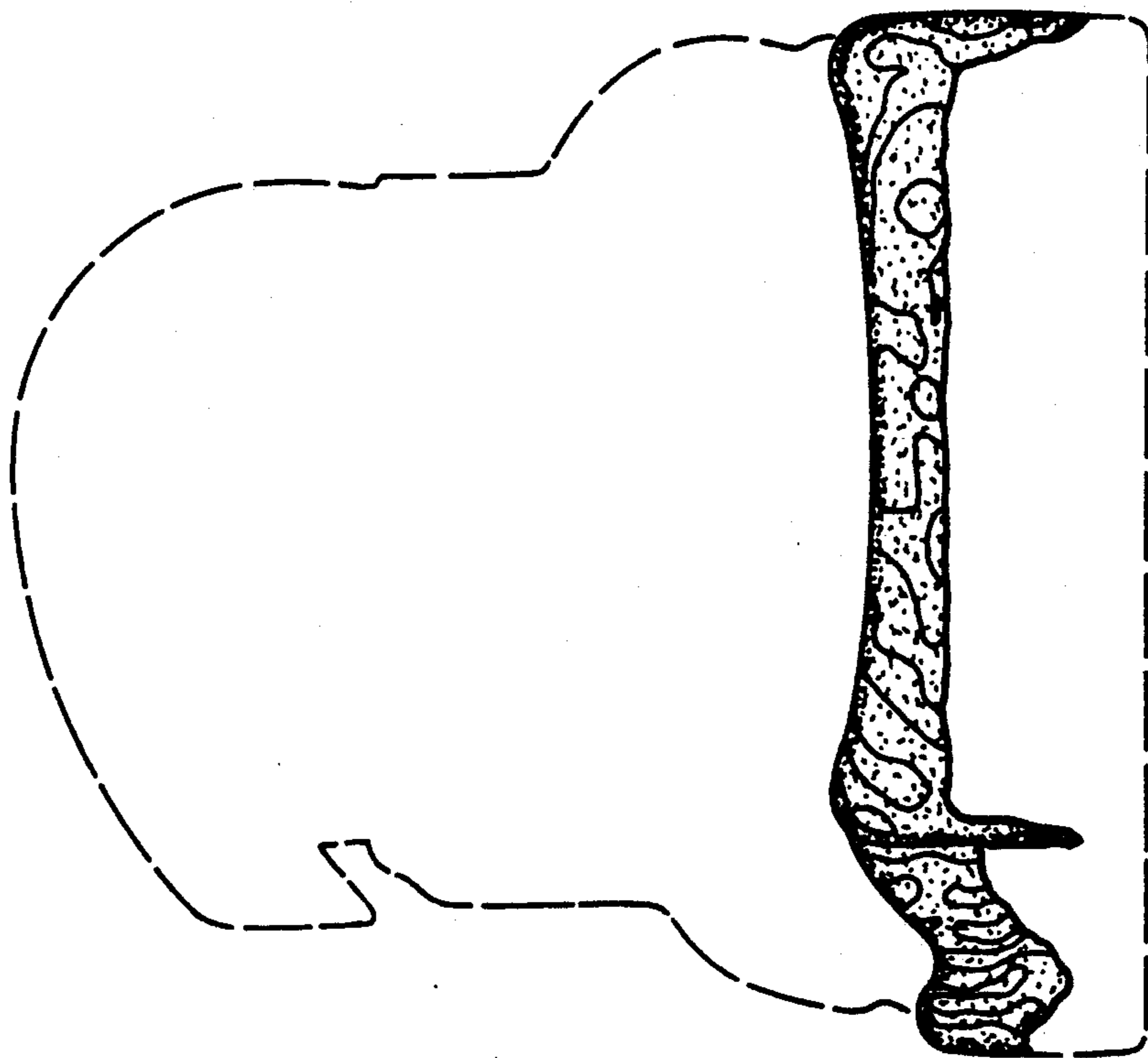
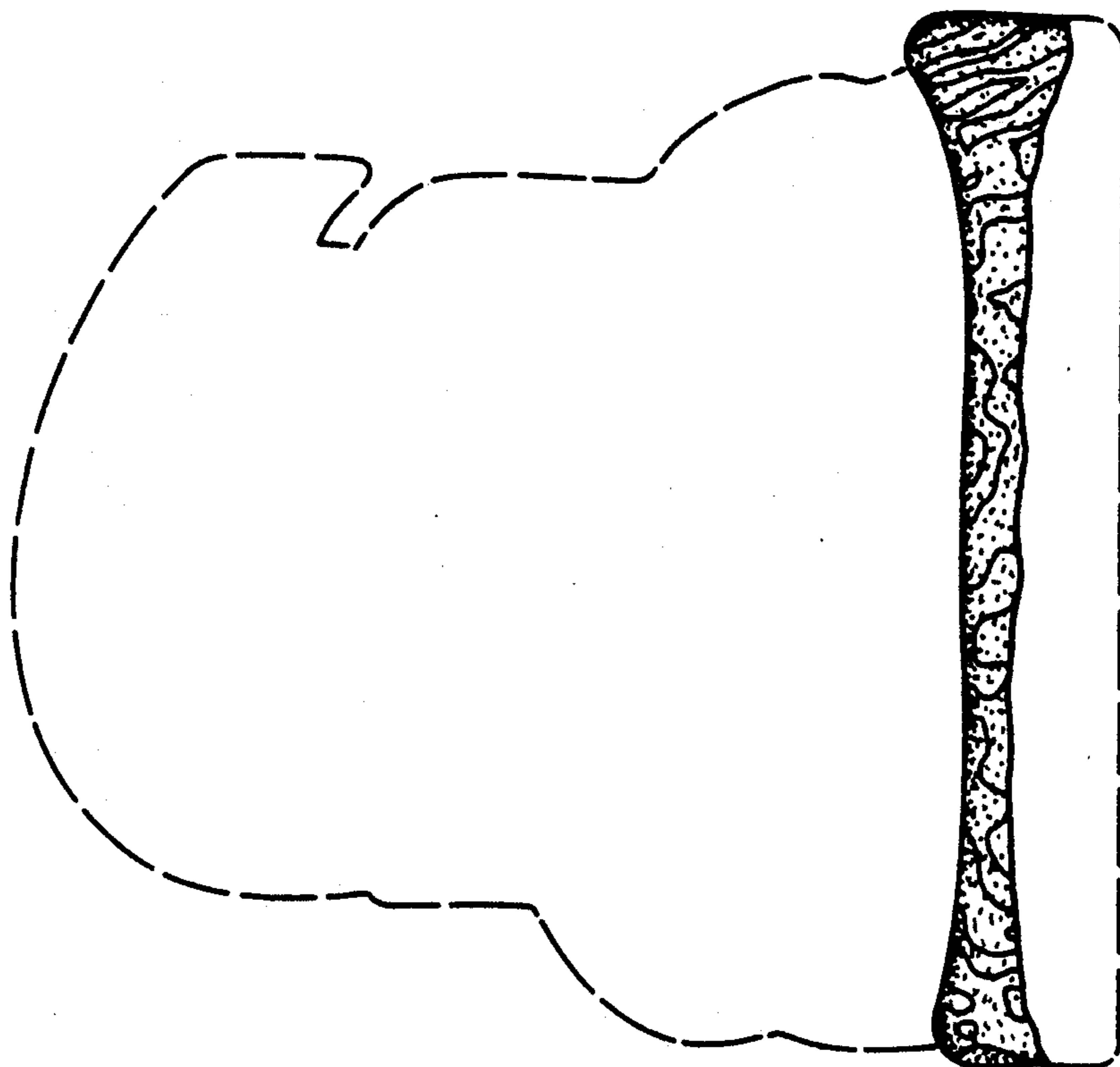


FIG. 4



UNITED STATES PATENT AND TRADEMARK OFFICE
CERTIFICATE OF CORRECTION

PATENT NO. : Des. 337,650

DATED : July 27, 1993

INVENTOR(S) : Thomas P. Allen, III, Steve C. McDonald

It is certified that error appears in the above-identified patent and that said Letters Patent is hereby corrected as shown below:

On the title page: Item [19] should read --Allen --.

Item [75] "Allen P. Thomas, III" should read --Thomas P. Allen,
III ---.

Signed and Sealed this

Twenty-second Day of March, 1994

Attest:



BRUCE LEHMAN

Attesting Officer

Commissioner of Patents and Trademarks